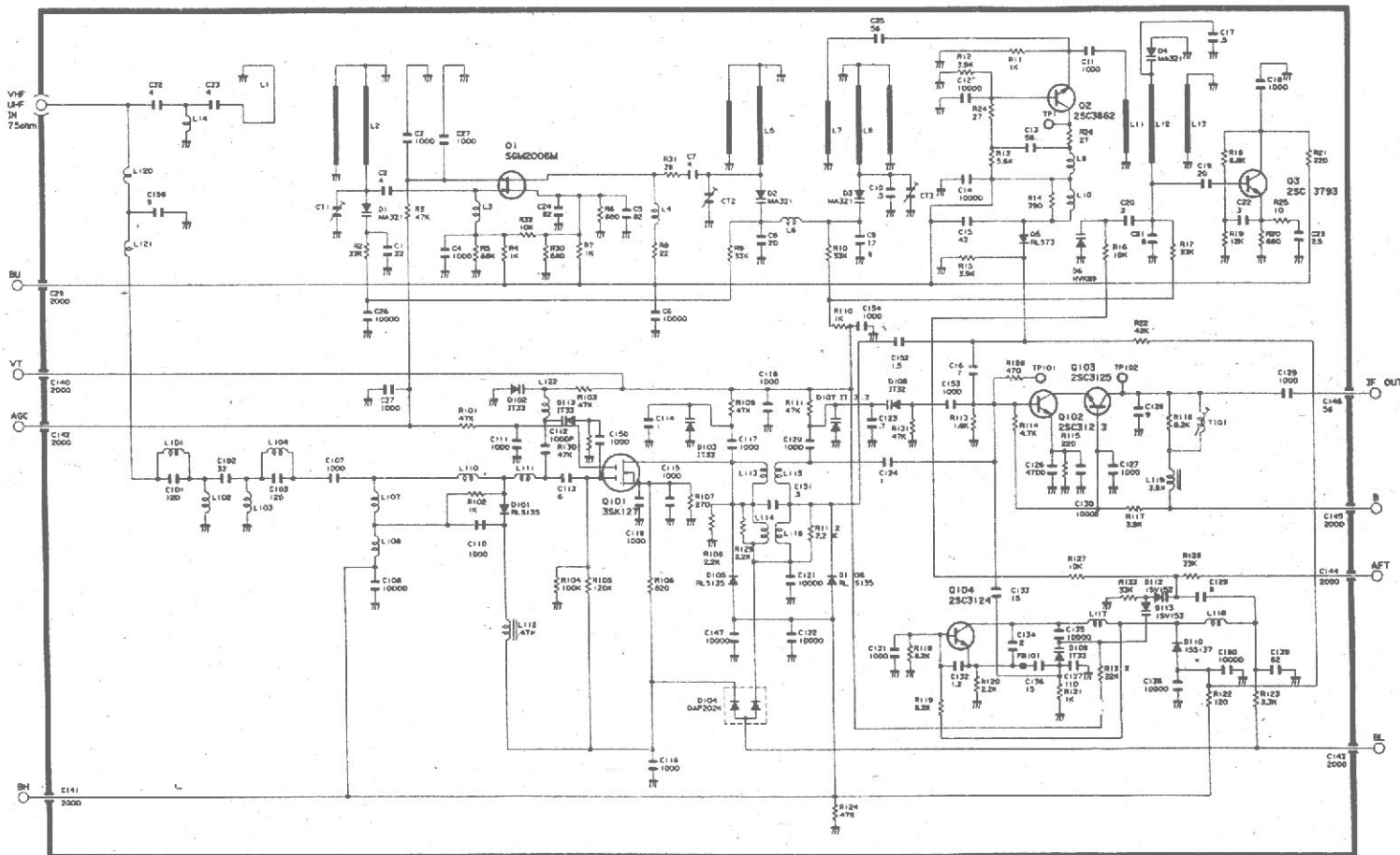








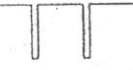




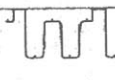
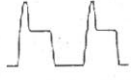
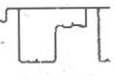




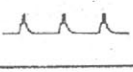




# TUNER VTUVTSA7S1G//



# REMOTE CONTROL SCHEMATIC DIAGRAM (RRMCG0556CESA)

	
② 2.0 Vp-p (H)	⑬ 0.22 Vp-p (H)
	
③ 7.6 Vp-p (H)	⑭ 2.0 Vp-p (H)
	
④ 5.0 Vp-p (V)	⑮ 0.24 Vp-p (H)
	
⑤ 4.8 Vp-p (V)	⑯ 0.88 Vp-p (H)
	
⑥ 54 Vp-p (V)	⑰ 0.7 Vp-p (H)
	
⑦ 0.35 Vp-p (H)	⑱ 96 Vp-p (H)
	
⑧ 58 Vp-p (H)	⑲ 90 Vp-p (H)
	
⑩ 1080 Vp-p (H)	⑳ 90 Vp-p (H)
	
⑪ 13.5 Vp-p (H)	㉑ 350 Vp-p AC110V (500 Vp-p AC220V)
	
⑫ 9.6 Vp-p (H)	

