

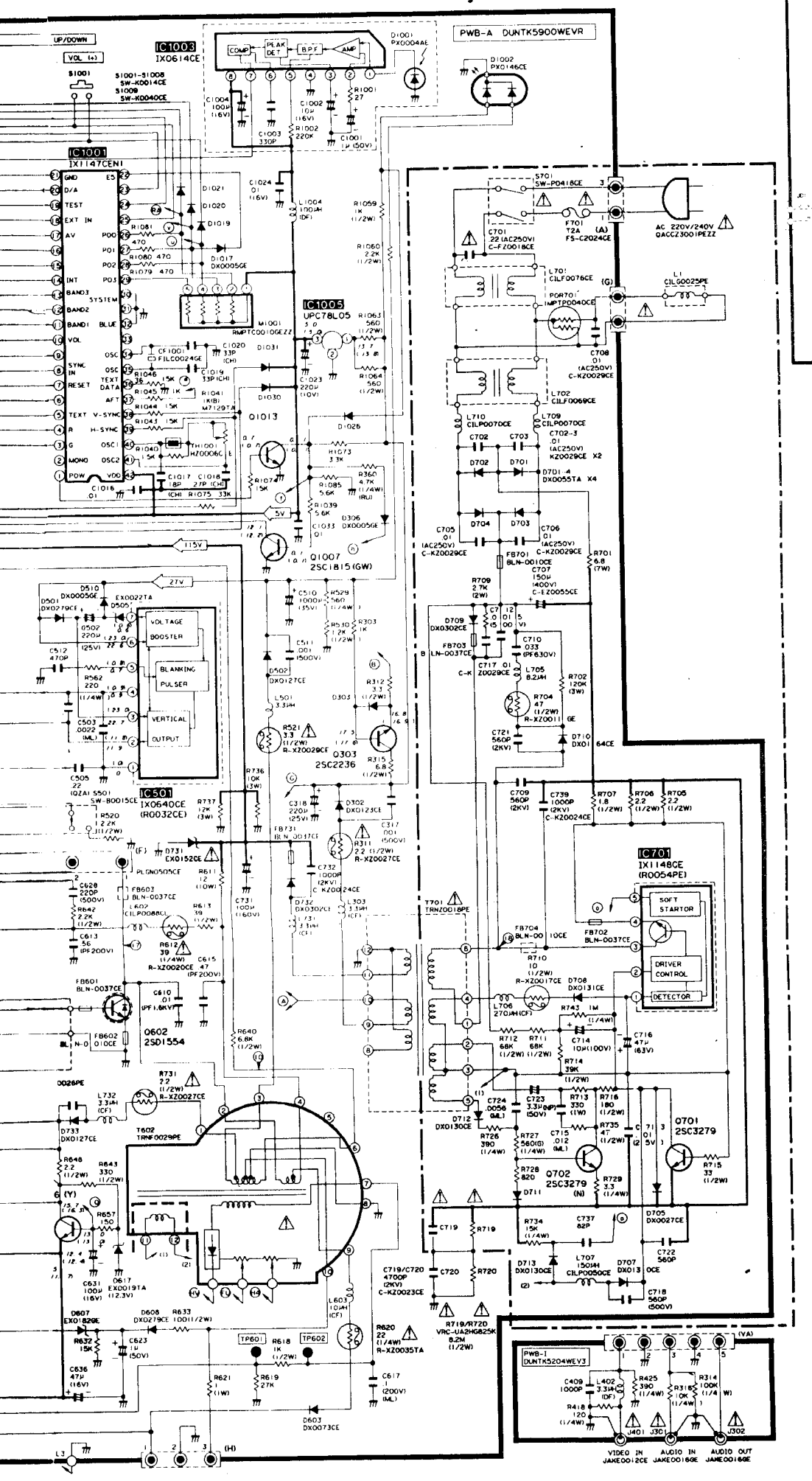
Scheme Service Manual

TV

SHARP. CV-2131CK1
SHARP. PWB-C 5903
SHARP. PWB-D 520
SHARP. PWB-H 5902
SHARP. PWB-J 7284

**INTOARCERE
PRIMA PAG.**

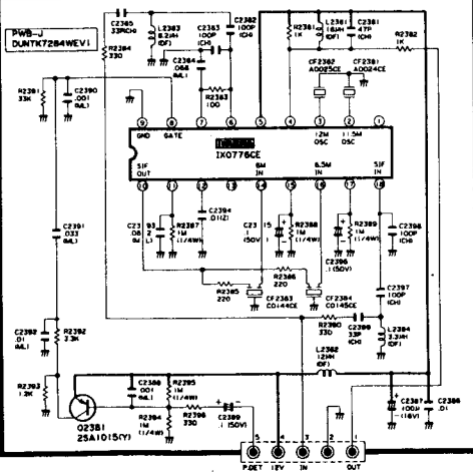
**INTOARCERE
LA CUPRINS**



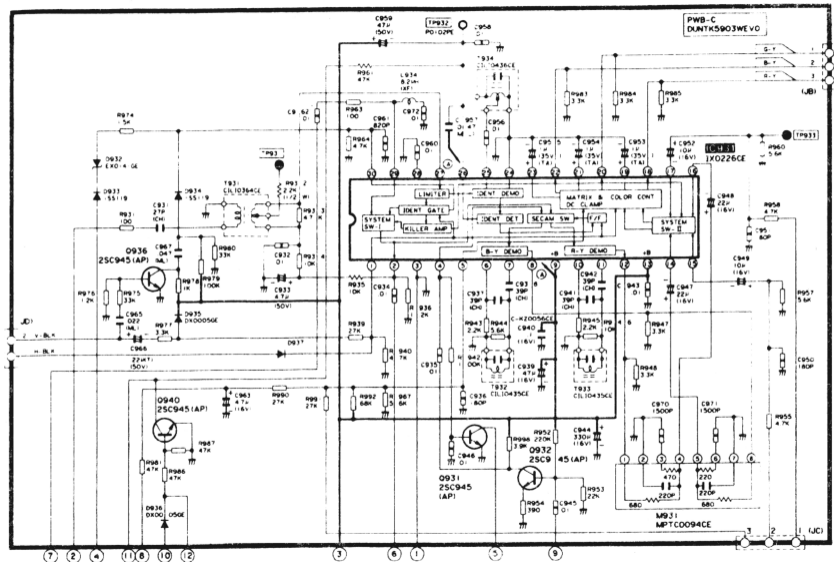
VIDEO IN JAKE0012CE AUDIO IN JAKE00160E AUDIO OUT JAKE00160E

S-CONVERTER

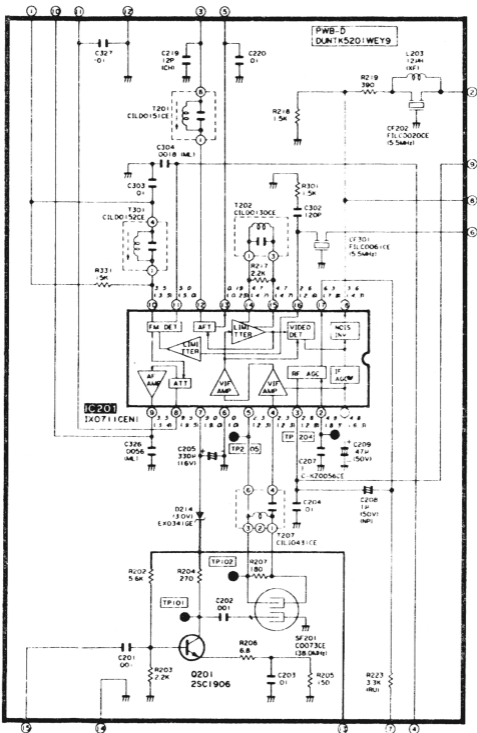
PWB-J
DUNTK7284WEV1











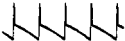

SECAM



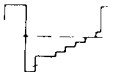
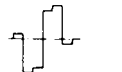


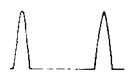






IF



WAVE FORMS

				
① 1.5 Vp-p (H)	② 0.54 Vp-p (H)	③ 0.13 Vp-p (H)	④ 0.17 Vp-p (H)	⑤ 0.58 Vp-p (H)
				
⑫ 6.0 Vp-p (V)	⑬ 12.4 Vp-p (V)	⑭ 1.4 Vp-p (V)	⑮ 50 Vp-p (V)	⑯ 140 Vp-p (H)

CAUTION: This circuit diagram is original one.

					
⑥ 2.75 Vp-p (H)	⑦ 1.5 Vp-p (H)	⑧ 1.7 Vp-p (H)	⑨ 0.74 Vp-p (H)	⑩ 132 Vp-p (H)	⑪ 10.4 Vp-p (H)
					
⑰ 940 Vp-p (H)	⑱ 660 Vp-p (H)	⑲ 88 Vp-p (H)	⑳ 79 Vp-p (H)	㉑ 81 Vp-p (H)	

Therefore there may be a slight difference from yours.