HISTORY INFORMATION FOR THE FOLLOWING MANUAL:

SERVICE MANUAL

MA1 CHASSIS

MODEL NAME	REMOTE COMMANDER	DESTINATION
KDL-26M3000	RM-YD021	US/CANADA
KDL-26M3000	RM-YD021	LATIN NORTH/LATIN SOUTH
KDL-26ML130	RM-YD021	US/CANADA
KDL-32M3000	RM-YD021	US/CANADA
KDL-32M3000	RM-YD021	LATIN NORTH/LATIN SOUTH
KDL-32ML130	RM-YD021	US/CANADA

ORIGINAL MANUAL ISSUE DATE: 7/2007

☛ :UPDATED ITEM

REVISION DATE	SUBJECT
7/2007	No revisions or updates are applicable at this time.
9/2007	PC Audio Input specification updated. Replaced Page 4. Added Battery Cover PN for Remote Commander. Replaced Page 93.

LCD DIGITAL COLOR TELEVISION

SONY®

9-883-757-02

Self Diagnosis Supported model

SERVICE MANUAL

MA1 CHASSIS

MODEL NAME	REMOTE COMMANDER	DESTINATION
KDL-26M3000	RM-YD021	US/CANADA
KDL-26M3000	RM-YD021	LATIN NORTH/LATIN SOUTH
KDL-26ML130	RM-YD021	US/CANADA
KDL-32M3000	RM-YD021	US/CANADA
KDL-32M3000	RM-YD021	LATIN NORTH/LATIN SOUTH
KDL-32ML130	RM-YD021	US/CANADA

KDL-32M3000

RM-YD021

LCD DIGITAL COLOR TELEVISION

SONY®

9-883-757-02

TABLE OF CONTENTS

SECTION TITLE	PAGE
Specifications	4
Warnings and Cautions	6
Safety-Related Component Warning	7
Safety Check-Out	9
Self-Diagnostic Function	10
SECTION 1: DISASSEMBLY	**12**
1-1. Rear Cover Removal	12
1-2. Arm, Under Cover and Stand Removal	12
1-3. HM1 Board Removal	13
1-4. UM Board and Jack Holder Removal	13
1-5. Speaker, Light Guide and HM3 Board Removal	14
1-6. BM Board Removal	14
1-7. G1 Bracket and G1M Board Removal	15
1-8. VESA Bracket Removal	15
1-9 LCD Panel/Bracket and LED Light Guide Removal	16
Wire Dressing	17
KDL-26M3000/26ML130 Only	17
KDL-32M3000/32ML130 Only	27
SECTION 2: SERVICE ADJUSTMENTS	**38**
2-1. Using the Remote Commander for Electrical Adjustments	38
2-2. Accessing Service Adjustment Mode	38
2-3. Viewing the Service Menus	39
2-4. Resetting to Factory Defaults	39
SECTION 3: DIAGRAMS	**40**
3-1. Circuit Boards Location	40
3-2. Printed Wiring Boards and Schematic Diagrams Information	40
3-3. Block Diagram	42
3-4. Connection Diagram	43
3-5. Schematics and Supporting Information	44
BM Board Schematic Diagram (1 of 12)	44
BM Board Schematic Diagram (2 of 12)	45
BM Board Schematic Diagram (3 of 12)	46
BM Board Schematic Diagram (4 of 12)	47
BM Board Schematic Diagram (5 of 12)	48
BM Board Schematic Diagram (6 of 12)	49
BM Board Schematic Diagram (7 of 12)	50
BM Board Schematic Diagram (8 of 12)	51
BM Board Schematic Diagram (9 of 12)	52
BM Board Schematic Diagram (10 of 12)	53
BM Board Schematic Diagram (11 of 12)	54
BM Board Schematic Diagram (12 of 12)	55
G1M Board Schematic Diagram	57
HM1 Board Schematic Diagram	60
HM3 Board Schematic Diagram	62
UM Board Schematic Diagram	64
3-6. Semiconductors	66
SECTION 4: EXPLODED VIEWS	**67**
4-1. Rear Cover Assembly and Stand Assembly	67
4-2. Chassis	68
4-3. Connectors	69
4-4. Bezel Assembly, LCD Panel and Speakers	70
SECTION 5: ELECTRICAL PARTS LIST	**71**
APPENDIX A: ENCRYPTION KEY COMPONENTS	**A-1**

SPECIFICATIONS

Power Requirements 120V AC, 60Hz
220V, 50/60 Hz (Chile, Perú)

Video (IN) 1/2/3

S Video (4-Pin Mini DIN (VIDEO 1 Only)
Y: 1.0 Vp-p, 75 ohms unbalanced, sync negative
C: 0.286 Vp-p (Burst signal), 75 ohms

Video
1.0 Vp-p, 75ohms unbalanced, sync negative

Audio
500 mVrms (100% modulation)
Impedance:47 kilohms

COMPONENT IN 1/2

YP_BP_R (Component Video)
Y:1.0 Vp-p, 75 ohms unbalanced, sync negative
P_B:0.7 Vp-p, 75 ohms
P_R:0.7 Vp-p, 75 ohms
Signal format: 480i, 480p, 720p, 1080i

AUDIO
500 mVrms (100% modulation)
Impedance: 47 kilohms

HDMI IN 1/2:

HDMI: Video:480i, 480p, 720p, 1080i
Audio: Two channel linear PCM 32, 44.1 and 48 kHz, 16, 20 and 24 bits

AUDIO: (HDMI IN 2 only) 500 mVrms (100% modulation)
Impedance: 47 kilohms

AUDIO OUT:
500 mVrms (100% modulation)
More than 1 Vrms at the maximum volume setting (Variable)
More than 500 mVrms (Fixed)

PC IN:
D-sub 15-pin, analog RGB, 0.7 Vp-p, 75 ohms, positive

☛ **PC AUDIO INPUT**:
Stereo mini jack, 500 mVrms, 47 kilohm

HEADPHONES:
Stereo mini jack
Impedance: ≥ 16 ohms

Trademark Information

Manufactured under license from Dolby Laboratories. “Dolby” and double-D symbol are trademarks of Dolby Laboratories.

This TV incorporates High-Definition Multimedia Interface (HDMI™) technology. HDMI, the HDMI logo and High-Definition Multimedia Interface are trademarks or registered trademarks of HDMI Licensing LLC.

Blu-ray is a trademark. “BRAVIA” and BRAVIA, ®, and PS3 are trademarks or registered marks of Sony Corporation.

Design and specifications are subject to change without notice.

	KDL-26M3000	KDL-26ML130	KDL-32M3000	KDL-32ML130
Power Consumption				
in use	135W		170W	
in standby	Less than 1W			
Speaker Output (W)	10W + 10W			
mm	146 x 35 mm			
in	$5^{3/4}$ x $1^{3/8}$ in			
Dimensions (W x H x D) with stand				
mm	662 x 515 x 214 mm		796 x 590 x 214 mm	
in	$26^{1/8}$ x $20^{3/8}$ x $8^{1/2}$ in		$31^{3/8}$ x $23^{1/4}$ x $8^{1/2}$ in	
Dimensions (W x H x D) without stand				
mm	662 x 468 x 108 mm		796 x 544 x 100 mm	
in	$26^{1/8}$ x $18^{1/2}$ x $4^{3/8}$ in		$31^{3/8}$ x $21^{1/2}$ x 4 in	
Mass with stand				
kg	13 kg		16 kg	
lbs	29 lbs		36 lbs	
without stand				
kg	11 kg		14 kg	
lbs	25 lbs		31 lbs	

All measurements are approximations.

Television system

NTSC American TV Standard
ATSC (8VSB terrestrial) ATSC compliant 8VSB
QAM on cable: ANSI/SCTE 07 2000

Channel coverage

	Analog	Digital
Terrestrial	2-69	2-69
Cable	1-125	1-135

Antenna

75-ohm external terminal for VHF/UHF

Panel System

LCD (Liquid Crystal Display) Panel

Display Resolution (horizontal x vertical):

1,366 dots x 768 lines

Screen Size (measured diagonally)

approx. 26 inches (KDL-26M3000/26ML130 Only)
approx. 31.5 inches (KDL-32M3000/32ML130 Only)

Supplied Accessories

Remote Commander RM-YD021
Two Size AA (R6) Batteries
AC Power Cord
Suport Belt, Securing Screw, and Wood Screw
Cable Holder
Operating Instructions
Quick Setup Guide
Warranty Card
Online Registration Card
Wall-Mount Instructions

Optional Accessories

Headphones Plug Adapter
Connecting Cables
Wall-Mount Bracket
SU-WL100 (KDL-26M3000/26ML130 Only)
SU-WL500 (KDL-32M3000/32ML130 Only)
HD15-HD15 Cable
75-ohm Coaxial Cable

WARNINGS AND CAUTIONS

CAUTION

These servicing instructions are for use by qualified service personnel only. To reduce the risk of electric shock, do not perform any servicing other than that contained in the operating instructions unless you are qualified to do so.

CARRYING THE TV

To avoid dropping the TV and causing serious injury, be sure to follow these guidelines:

- ☐ Before carrying the TV, disconnect all cables.
- ☐ Carrying the large size TV requires two or more people.
- ☐ When you carry the TV, place your hand as illustrated and hold it securely. Do not put stress on the LCD panel.

KDL-26M300026ML130 KDL-32M3000/32ML130

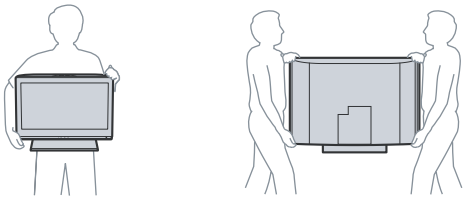

- ☐ When lifting or moving the TV, hold it firmly from the bottom. Place your palm directly under the panel.

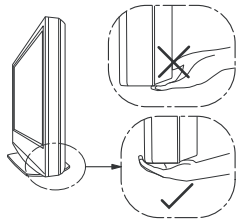

- ☐ When carrying, do not subject the TV to shocks or vibration, or excessive force.

WARNING!!

An isolation transformer should be used during any service to avoid possible shock hazard, because of live chassis. The chassis of this receiver is directly connected to the ac power line.

⚠ SAFETY-RELATED COMPONENT WARNING!!

Components identified by shading and ⚠ mark on the schematic diagrams, exploded views, and in the parts list are critical for safe operation. Replace these components with Sony parts whose part numbers appear as shown in this manual or in supplements published by Sony. Circuit adjustments that are critical for safe operation are identified in this manual. Follow these procedures whenever critical components are replaced or improper operation is suspected.

ATTENTION!!

Ces instructions de service sont à l'usage du personnel de service qualifié seulement. Pour prévenir le risque de choc électrique, ne pas faire l'entretien autre que celui contenu dans le Mode d'emploi à moins que vous soyez qualifié faire ainsi.

POUR TRANSPORTER LE TÉLÉVISEUR

Assurez-vous de suivre ces consignes pour éviter de laisser tomber le téléviseur et de provoquer des blessures graves :

- ☐ Avant de transporter le téléviseur, débranchez tous les câbles.
- ☐ Le transport du téléviseur doit être effectué par au moins deux personnes.
- ☐ Lorsque vous le transportez, placez vos mains tel que cela est illustré et tenez solidement l'appareil. N'appliquez pas de pression sur l'écran ACL.

KDL-26M300026ML130 KDL-32M3000/32ML130

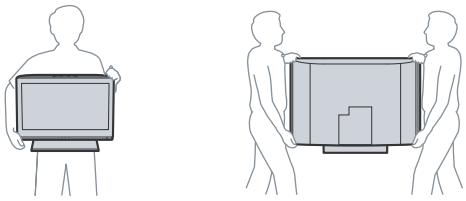

- ☐ Lorsque vous levez ou déplacez le téléviseur, assurez-vous de tenir solidement de la base. Placez la paume des mains directement sous le panneau.

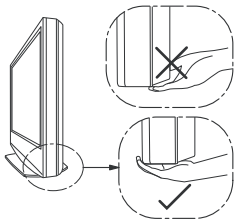

- ☐ Lorsque vous transportez le téléviseur, ne le soumettez pas à des chocs ou vibrations, ni à une force excessive.

Afin d'eviter tout risque d'electrocution provenant d'un châssis sous tension, un transformateur d'isolement doit etre utilisé lors de tout dépannage. Le châssis de ce récepteur est directement raccordé à l'alimentation du secteur.

⚠ ATTENTION AUX COMPOSANTS RELATIFS A LA SECURITE!!

Les composants identifies par une trame et par une marque ⚠ sur les schemas de principe, les vues explosees et les listes de pieces sont d'une importance critique pour la securite du fonctionnement. Ne les remplacer que par des composants Sony dont le numero de piece est indique dans le present manuel ou dans des supplements publies par Sony. Les reglages de circuit dont l'importance est critique pour la securite du fonctionnement sont identifies dans le present manuel. Suivre ces procedures lors de chaque remplacement de composants critiques, ou lorsqu'un mauvais fonctionnement suspecte.

SAFETY-RELATED COMPONENT WARNING

There are critical components used in LCD color TVs that are important for safety. These components are identified with shading and ⚠ mark on the schematic diagrams and the electrical parts list. It is essential that these critical parts be replaced only with the part number specified in the electrical parts list to prevent electric shock, fire, or other hazard.

NOTE: Do not modify the original design without obtaining written permission from the manufacturer or you will void the original parts and labor guarantee.

USE CAUTION WHEN HANDLING THE LCD PANEL

When repairing the LCD panel, be sure you are grounded by using a wrist band.

When installing the LCD panel on a wall, the LCD panel must be secured using the 4 mounting holes on the rear cover.

To avoid damaging the LCD panel:

- ➔ do not press on the panel or frame edge to avoid the risk of electric shock.
- ➔ do not scratch or press on the panel with any sharp objects.
- ➔ do not leave the module in high temperatures or in areas of high humidity for an extended period of time.
- ➔ do not expose the LCD panel to direct sunlight.
- ➔ avoid contact with water. It may cause a short circuit within the module.
- ➔ disconnect the AC adapter when replacing the backlight (CCFL) or inverter circuit. (High voltage occurs at the inverter circuit at 650Vrms.)
- ➔ always clean the LCD panel with a soft cloth material.
- ➔ use care when handling the wires or connectors of the inverter circuit. Damaging the wires may cause a short.
- ➔ protect the panel from ESD to avoid damaging the electronic circuit (C-MOS).

LEAKAGE CURRENT HOT CHECK CIRCUIT

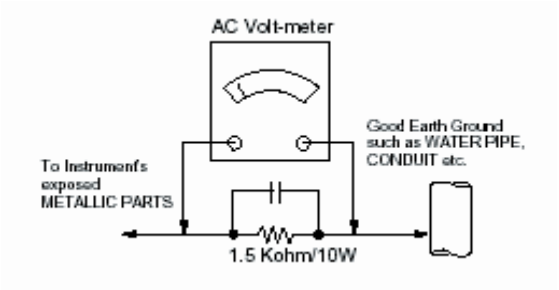

example 1

The circuit boards used in these models have been processed using Lead Free Solder. The boards are identified by the LF logo located close to the board designation e.g. H1 etc [see example]. The servicing of these boards requires special precautions to be taken as outlined below.



It is strongly recommended to use Lead Free Solder material in order to guarantee optimal quality of new solder joints.
Lead Free Solder is available under the following part numbers :

Part number	Diameter	Remarks
7-640-005-19	0.3mm	0.25Kg
7-640-005-20	0.4mm	0.50Kg
7-640-005-21	0.5mm	0.50Kg
7-640-005-22	0.6mm	0.25Kg
7-640-005-23	0.8mm	1.00Kg
7-640-005-24	1.0mm	1.00Kg
7-640-005-25	1.2mm	1.00Kg
7-640-005-26	1.6mm	1.00Kg

Due to the higher melting point of Lead Free Solder the soldering iron tip temperature needs to be set to 370 degrees centigrade. This requires soldering equipment capable of accurate temperature control coupled with a good heat recovery characteristics.

For more information on the use of Lead Free Solder, please refer to *http://www.sony-training.com*

SAFETY CHECK-OUT

After correcting the original service problem, perform the following safety checks before releasing the set to the customer:

1. Check the area of your repair for unsoldered or poorly soldered connections. Check the entire board surface for solder splashes and bridges.

2. Check the interboard wiring to ensure that no wires are “pinched” or touching high-wattage resistors.

3. Check that all control knobs, shields, covers, ground straps, and mounting hardware have been replaced. Be absolutely certain that you have replaced all the insulators.

4. Look for unauthorized replacement parts, particularly transistors, that were installed during a previous repair. Point them out to the customer and recommend their replacement.

5. Look for parts which, though functioning, show obvious signs of deterioration. Point them out to the customer and recommend their replacement.

6. Check the line cords for cracks and abrasion. Recommend the replacement of any such line cord to the customer.

7. Check the antenna terminals, metal trim, “metallized” knobs, screws, and all other exposed metal parts for AC leakage. Check leakage as described below.

The AC leakage from any exposed metal part to earth ground and from all exposed metal parts to any exposed metal part having a return to chassis, must not exceed 0.5 mA (500 microamperes). Leakage current can be measured by any one of three methods.

1. A commercial leakage tester, such as the Simpson 229 or RCA WT-540A. Follow the manufacturers’ instructions to use these instructions.

2. A battery-operated AC milliampmeter. The Data Precision 245 digital multimeter is suitable for this job.

3. Measuring the voltage drop across a resistor by means of a VOM or battery-operated AC voltmeter. The “limit” indication is 0.75 V, so analog meters must have an accurate low voltage scale. The Simpson’s 250 and Sanwa SH-63TRD are examples of passive VOMs that are suitable. Nearly all battery-operated digital multimeters that have a 2 VAC range are suitable (see Figure A).

How to Find a Good Earth Ground

A cold-water pipe is a guaranteed earth ground; the cover-plate retaining screw on most AC outlet boxes is also at earth ground. If the retaining screw is to be used as your earth ground, verify that it is at ground by measuring the resistance between it and a cold-water pipe with an ohmmeter. The reading should be zero ohms.

If a cold-water pipe is not accessible, connect a 60- to 100-watt trouble- light (not a neon lamp) between the hot side of the receptacle and the retaining screw. Try both slots, if necessary, to locate the hot side on the line; the lamp should light at normal brilliance if the screw is at ground potential (see Figure B).

Leakage Test

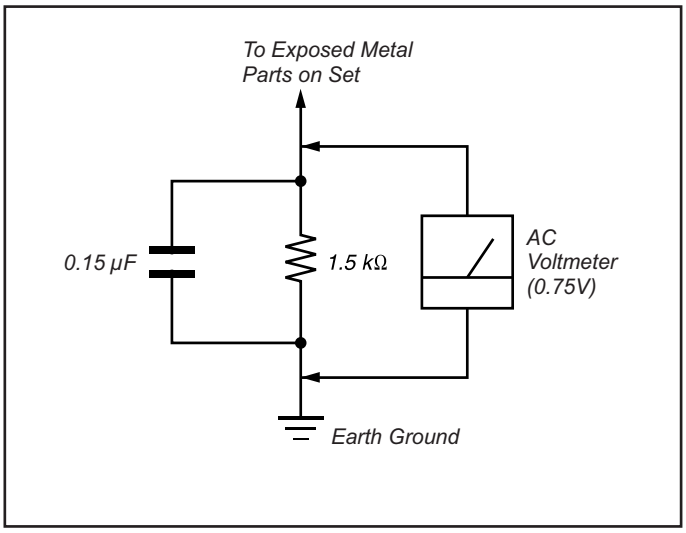

Figure A. Using an AC voltmeter to check AC leakage.

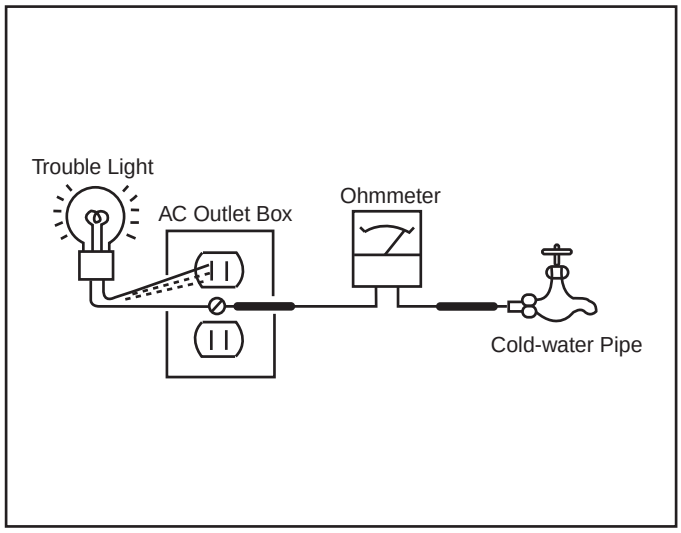

Figure B. Checking for earth ground.

SELF-DIAGNOSTIC FUNCTION

Self Diagnosis Supported model

The units in this manual contain a self-diagnostic function. If an error occurs, the TIMER LED indicator will automatically begin to flash. The number of times the LED flashes translates to a probable source of the problem. A definition of the TIMER LED flash indicators is listed in the instruction manual for the user's knowledge and reference. If an error symptom cannot be reproduced, the Remote Commander can be used to review the failure occurrence data stored in memory to reveal past problems and how often these problems occur.

1. Diagnostic Test Indicators

When an error occurs, the TIMER LED indicator will flash a set number of times to indicate the possible cause of the problem. If there is more than one error, the indicator will identify the first of the problem areas.

Control Buttons

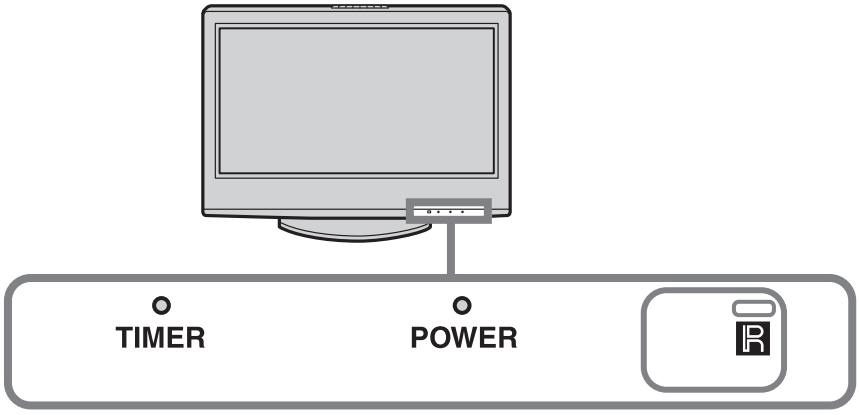

Description of LED Indictors

LED	LED Type	Description
POWER LED	Green LED	* Light is green when the TV set is on
TIMER LED	Amber/Green/Red LED	* Light is green when the **Picture Off** feature is activated. * Light is amber when the timer is set. * Blinks red when indicating the TV may need servicing

Display of TIMER LED Flash Count

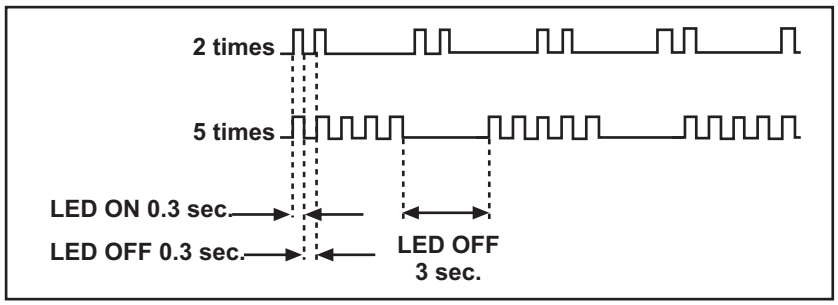

Viewing the Self Check Diagnostic List

1. TV must be in standby mode. (Power off).
2. Press the following buttons on the Remote Commander within a second of each other:
   DISPLAY → Channel 5 → Volume + → TV POWER.
   The Self Check list displays. ↑ This is the SAME as accessing Service Adjustments.

Results for all of the following diagnostic items are displayed at the bottom of the screen. No error has occurred if the screen displays a "0".

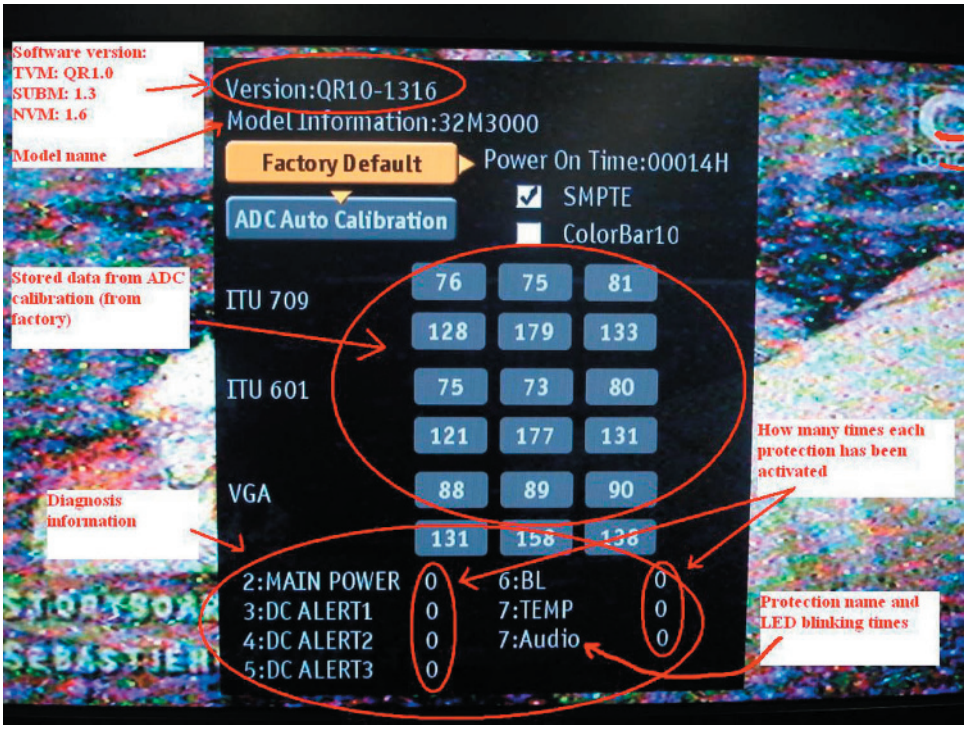

2:	MAIN_POWER	0	6:	BL (Back Light)	0	← 0 indicates no error was detected
3:	DC_ALERT1	0	7:	TEMP	1	← 1 indicates an error was detected
4:	DC_ALERT2	0	7:	Audio	0	
5:	DC_ALERT3	0				

Clearing the Self Check Diagnostic List

1. In Service Mode, press the Channel 8 → Channel 0.

SECTION 1: DISASSEMBLY

1-1. REAR COVER REMOVAL

1. Remove 2 screws from Rear Cover arm positions, +PSW M5X16
2. Remove 2 screws from Terminals, +BVTP 3X12 TYPE2 TT(B)
3. Remove 14 screws from Rear Cover, +BVTP2 4X16

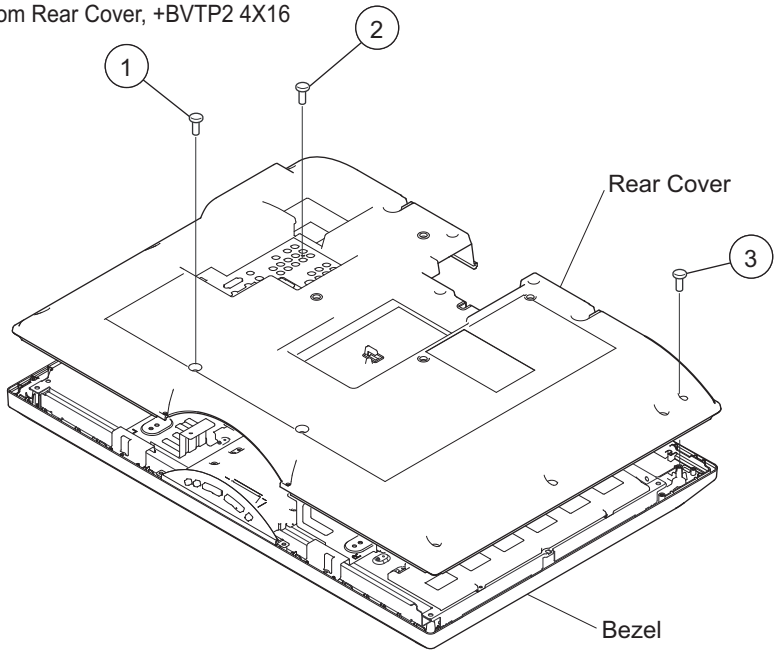

1-2. ARM, UNDER COVER AND STAND REMOVAL

1. Remove 2 screws from bottom of VESA Arms, +PSW M5X16
2. Remove 3 screws from Under Cover and Stand, +BVTP2 4X16 (32” only)
3. Remove 2 screws from Under Cover and Bezel, +BVTP2 4X16

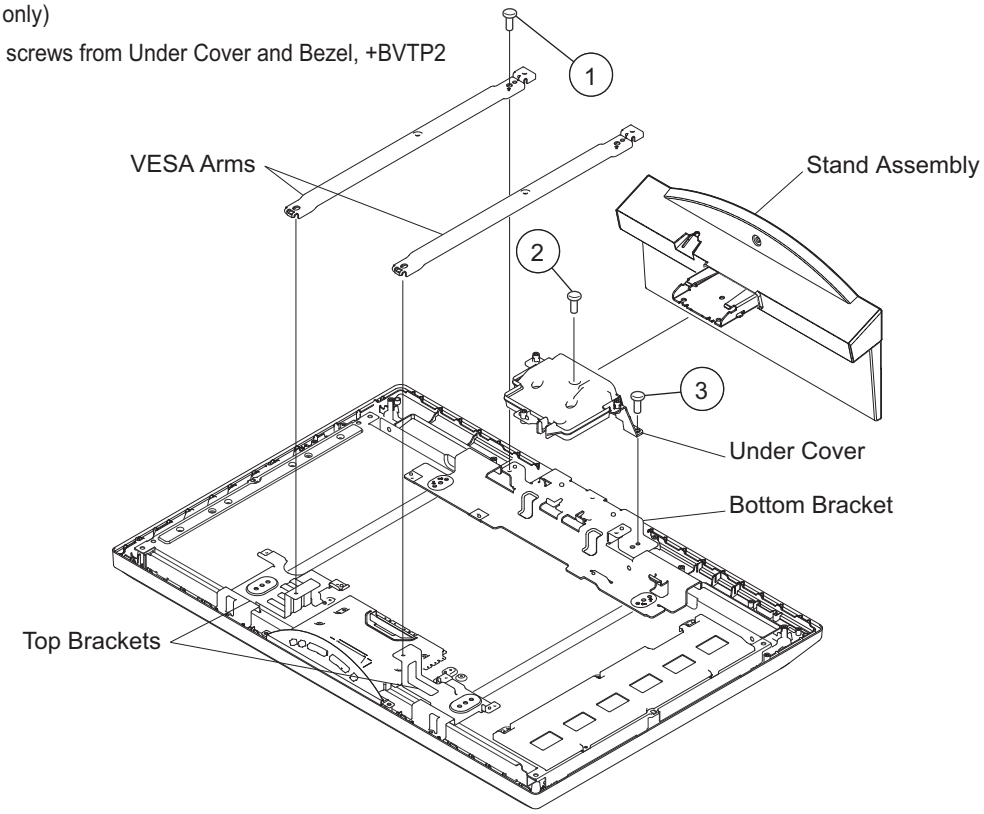

1-3. HM1 BOARD REMOVAL

1. Remove from bezel
2. Disconnect one connector
3. Release hooks and remove HM1 Board

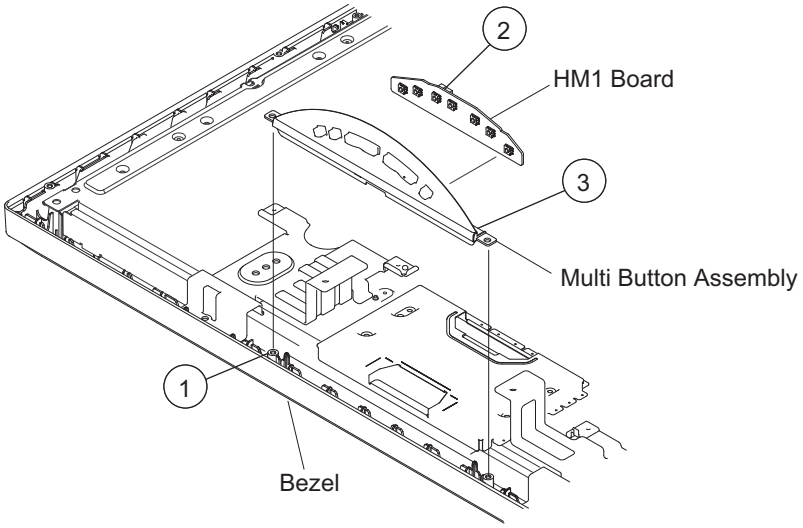

1-4. UM BOARD AND JACK HOLDER REMOVAL

1. Remove one screw, +BVTP 3X12 TYPE2 TT(B)
2. Disconnect 2 connectors
3. Remove 2 screws, +BVTP 3X12 TYPE2 TT(B)

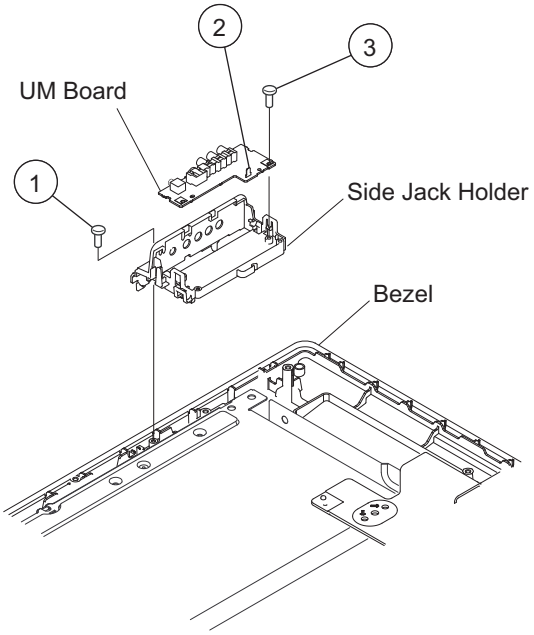

1-5. SPEAKER, LIGHT GUIDE AND HM3 BOARD REMOVAL

1. Slide out Speakers from Bezel
2. Disconnect one connector
3. Remove 2 screws, +BVTP 3X12 TYPE2 TT(B)

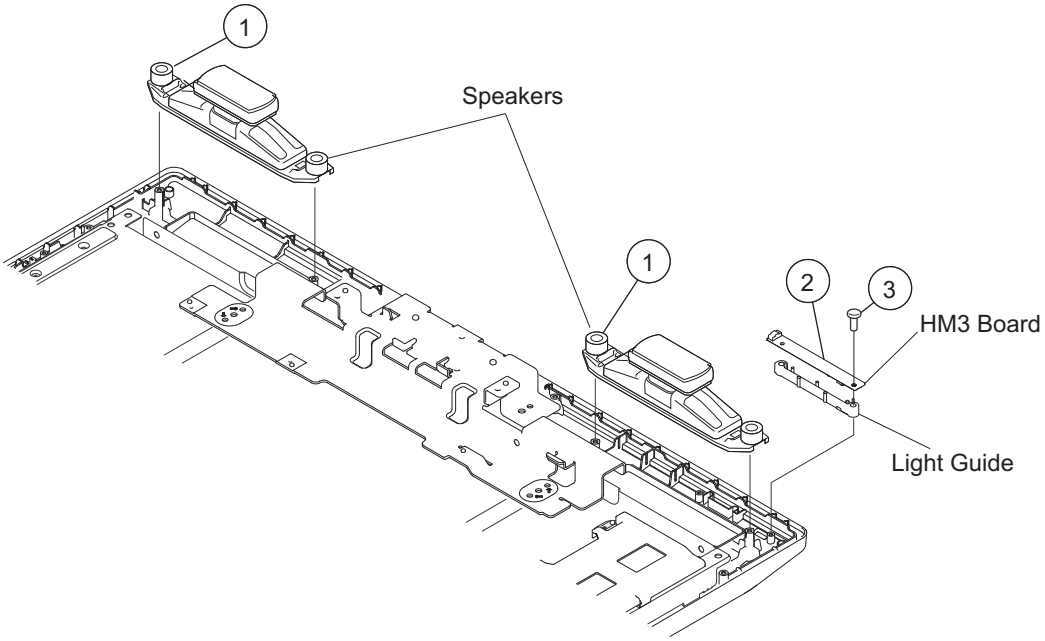

1-6. BM BOARD REMOVAL

1. Remove 4 screws, +BVST 3X8
2. Remove 2 screws, +BVST 3X8
3. Remove 2 screws, HEX
4. Remove 2 screws, +PSW M3X5
5. Remove 7 screws, +BVST 3X8
6. Disconnect 8 connectors
7. Remove one screw, +PSW M3X5
8. Remove 4 screws, +PSW M3X5

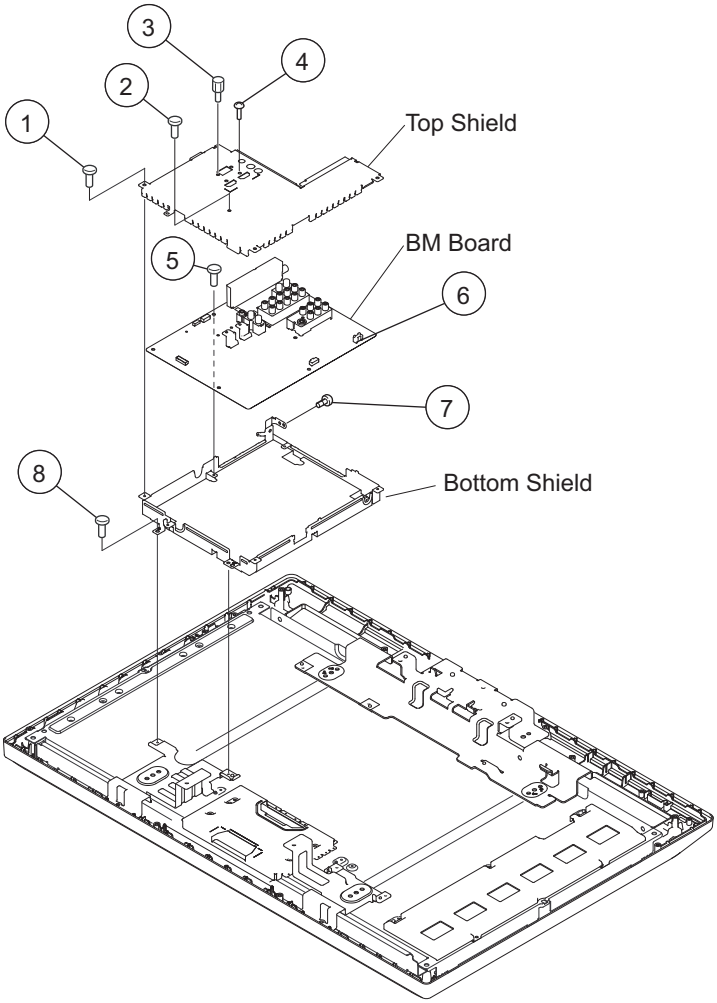

1-7. G1 BRACKET AND G1M BOARD REMOVAL

1. Remove 3 screws (32”), 4 screws (26”), +PSW 3SG
2. Disconnect 3 connectors

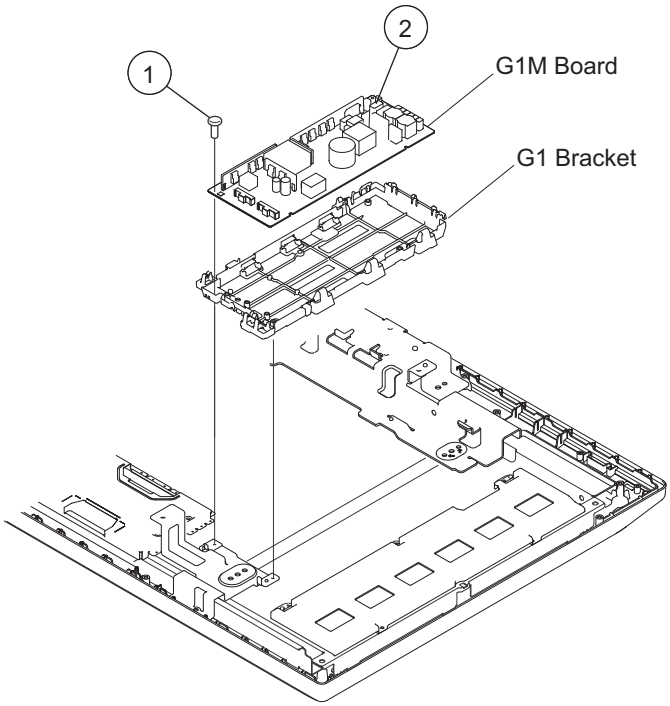

1-8. VESA BRACKET REMOVAL

1. Remove 4 screws, +PSW M4X8
2. Remove 2 screws, +BVTP2 4X16
3. Remove 4 screws, +PSW M4X8
4. Remove 2 screws, +BVTP2 4X16
5. Remove 4 screws, +PSW M4X8
6. Remove 2 screws, +BVTP2 4X16

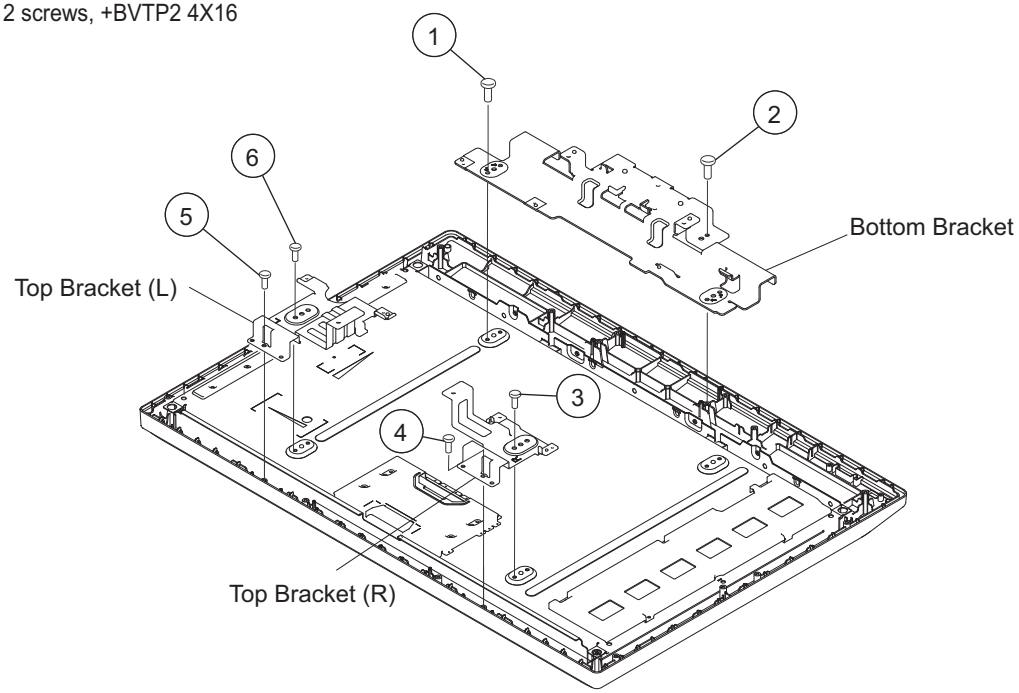

1-9 LCD PANEL/BRACKET AND LED LIGHT GUIDE REMOVAL

CAUTION:

Be sure to identify the inverter cover screws before proceeding. DO NOT remove the screws securing the plastic strip holding the lamp sockets.

(1) Remove 2 screws, +BVTP2 4X16

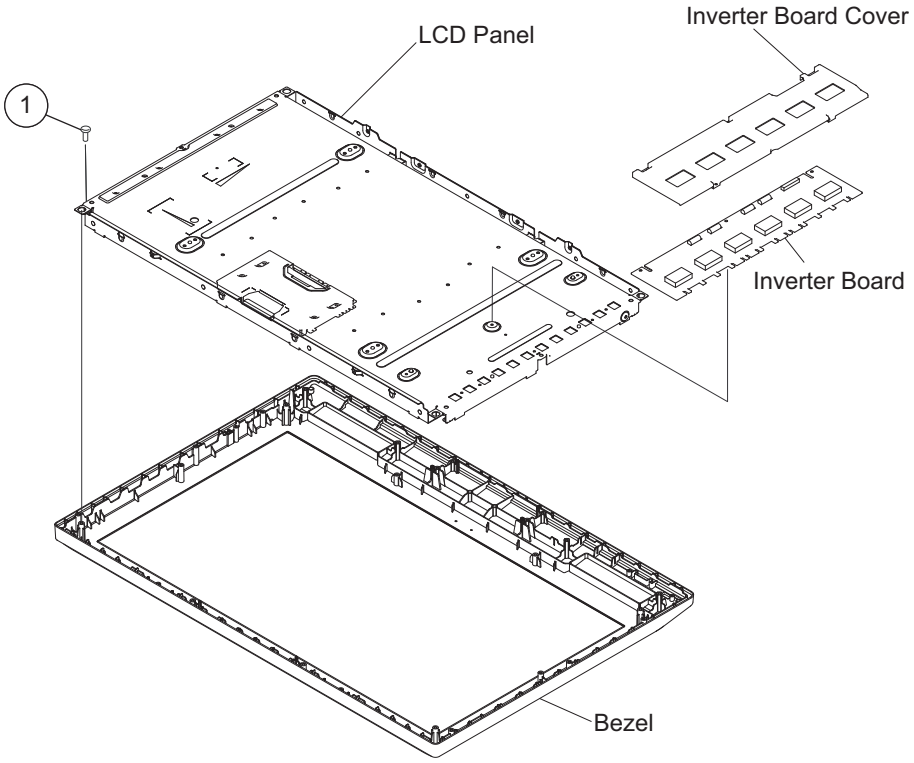



SHIELD REMOVAL

WARNING!

NEVER REMOVE THE SCREWS SECURING THE PLASTIC STRIP HOLDING THE LAMP SOCKETS. DAMAGE TO THE BACKLIGHT TUBES WILL OCCUR!



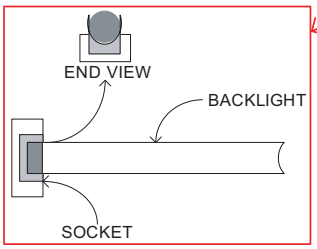

INVERTER BOARD REMOVAL

Only remove the screws securing the inverter cover which may be metal or plastic. The remaining plastic strip contains sockets for the fluorescent backlights and should never be loosened. The backlights will pop out of the sockets and/or break the backlight requiring a LCD panel replacement. The example shown is a 32” model but applies to all models.

WIRE DRESSING

KDL-26M3000/26ML130 ONLY

OVERALL VIEW



KDL-26M3000/26ML130 ONLY

GROUND CABLE



LVDS CONNECTOR

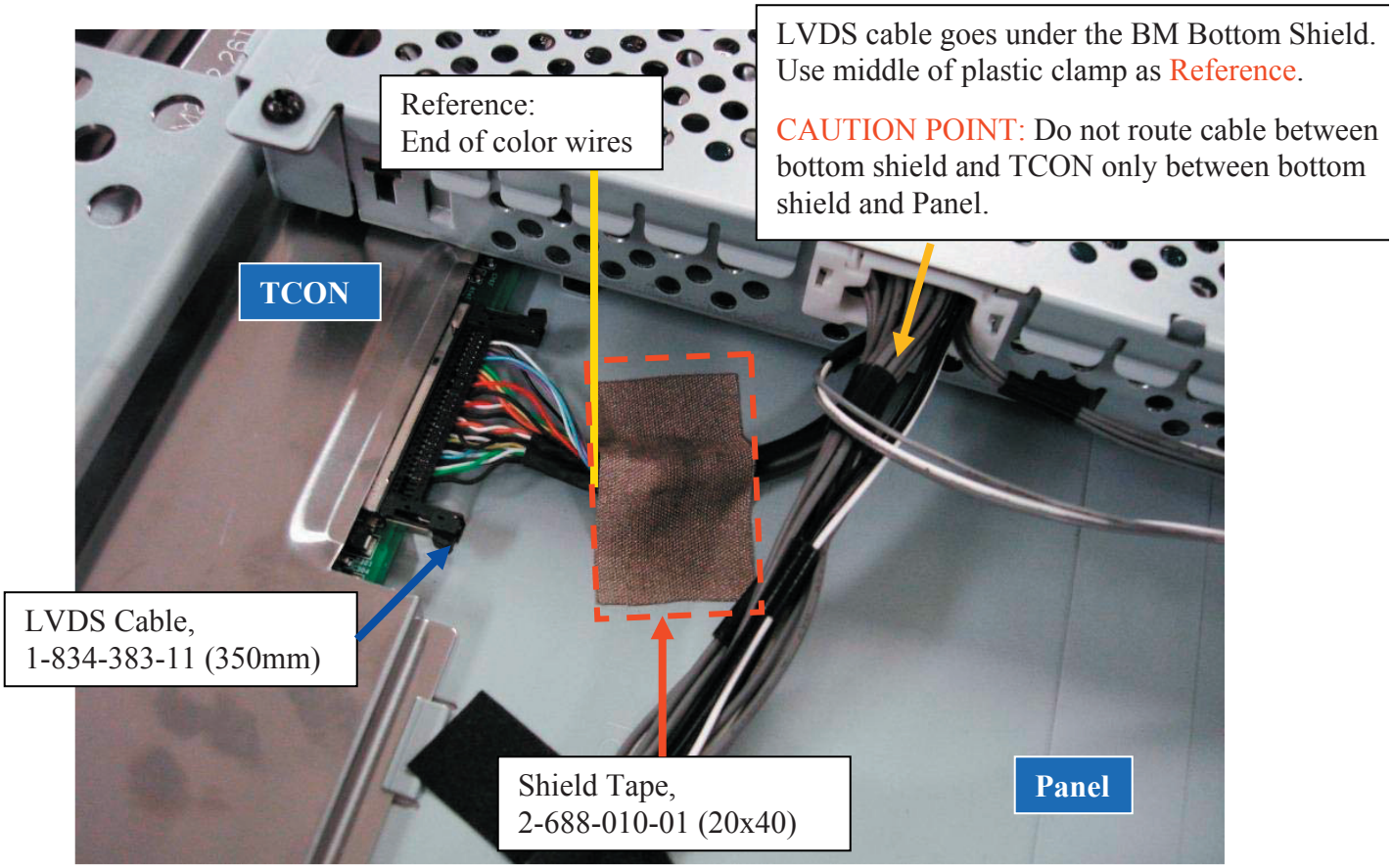

KDL-26M3000/26ML130 ONLY

LVDS CONNECTOR (CONTINUED)



HM3 BOARD AND SPEAKERS



KDL-26M3000/26ML130 ONLY

HM3 BOARD AND SPEAKERS (CONTINUED)





Fix cable to metal part using:
Himelon Tape (LCD)
2-688-062-01 (8x30)
Cable and Himelon position should be as shown in picture.

KDL-26M3000/26ML130 ONLY

INVERTER BOARD CONNECTORS



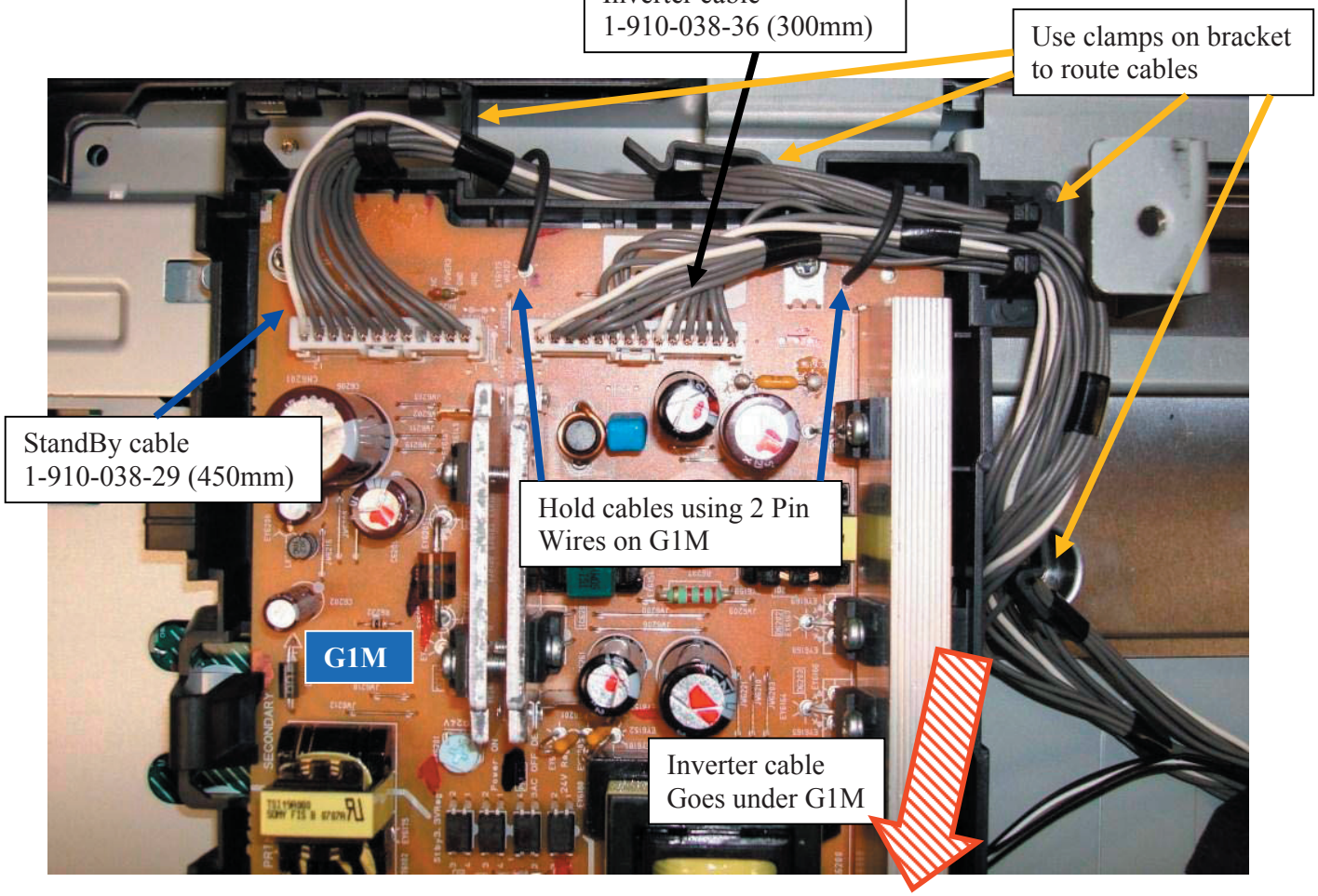

KDL-26M3000/26ML130 ONLY

HDMI CONNECTORS



EMI:

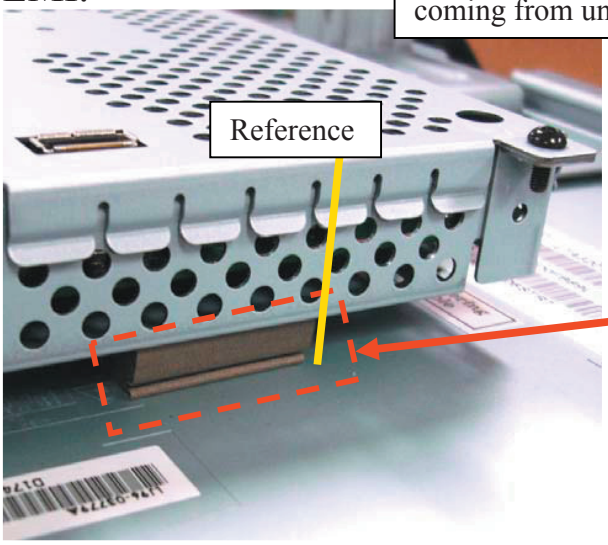

EMI Gasket on BM Bottom Shield:
GASKET (30x12)
2-676-705-01

KDL-26M3000/26ML130 ONLY

VIDEO CONNECTORS AND GROUND CABLE



KDL-26M3000/26ML130 ONLY

AC CORD CONNECTOR





KDL-26M3000/26ML130 ONLY

SHIELD TAPE PLACEMENT



KDL-26M3000/26ML130 ONLY

SHIELD TAPE PLACEMENT (CONTINUED)



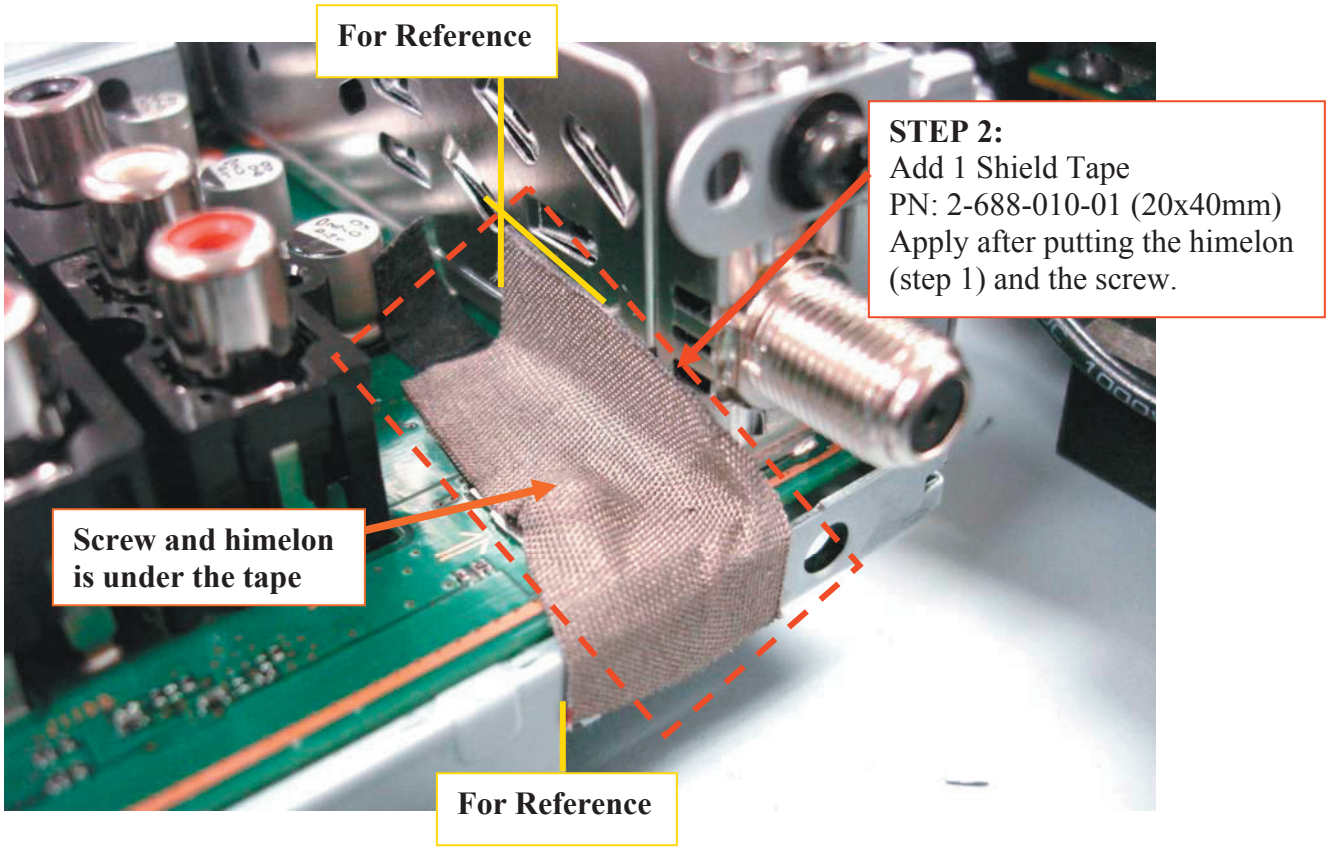

KDL-32M3000/32ML130 ONLY

OVERALL VIEW



KDL-32M3000/32ML130 ONLY

GROUND CABLE



LVDS CONNECTOR



KDL-32M3000/32ML130 ONLY

LVDS CONNECTOR (CONTINUED)



HM3 BOARD AND SPEAKERS

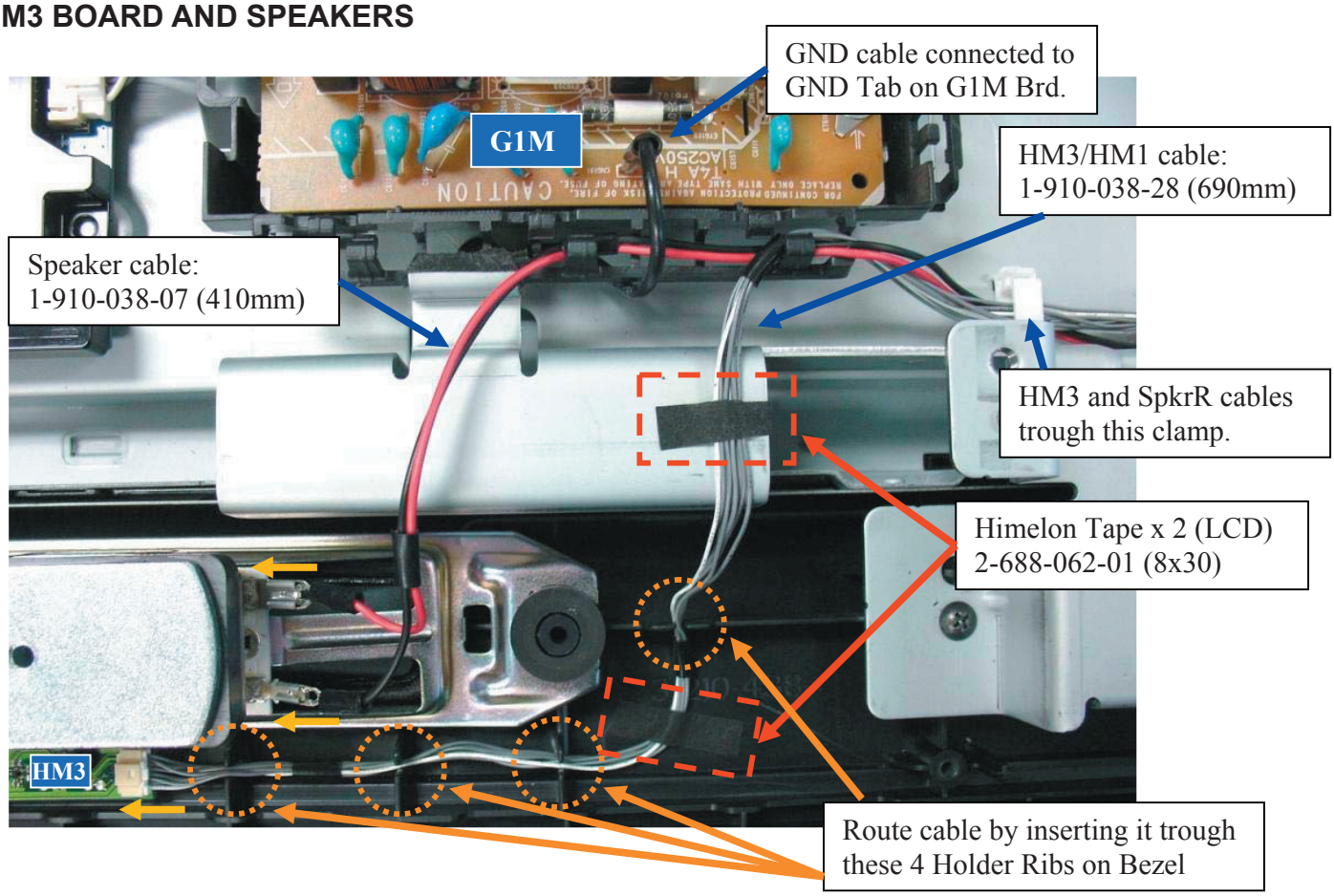

KDL-32M3000/32ML130 ONLY

HM3 BOARD AND SPEAKERS (CONTINUED)





Ferrite Core (146908911)
ZCAT 1730-0730

<u>Completely cover Ferrite and grab the HM3 cable using:</u>
Himelon Core Sheet (A)
2-688-014-01

KDL-32M3000/32ML130 ONLY

INVERTER BOARD CONNECTORS



Inverter cable
1-910-038-31 (420mm)



KDL-32M3000/32ML130 ONLY

HDMI CONNECTORS



KDL-32M3000/32ML130 ONLY

VIDEO CONNECTORS AND GROUND CABLE



KDL-32M3000/32ML130 ONLY

AC CORD CONNECTOR

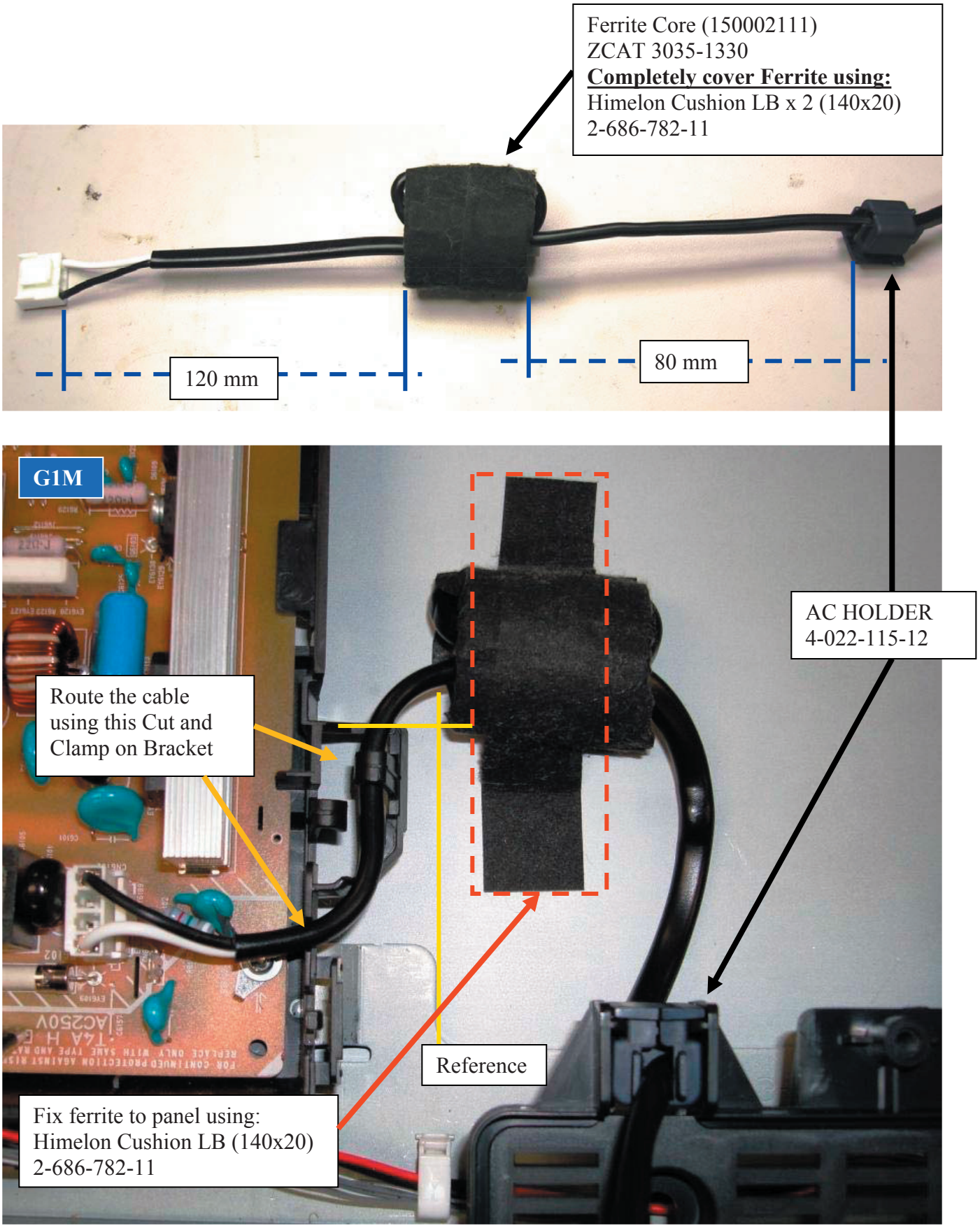

KDL-32M3000/32ML130 ONLY

SHIELD TAPE PLACEMENT



KDL-32M3000/32ML130 ONLY

SHIELD TAPE PLACEMENT (CONTINUED)



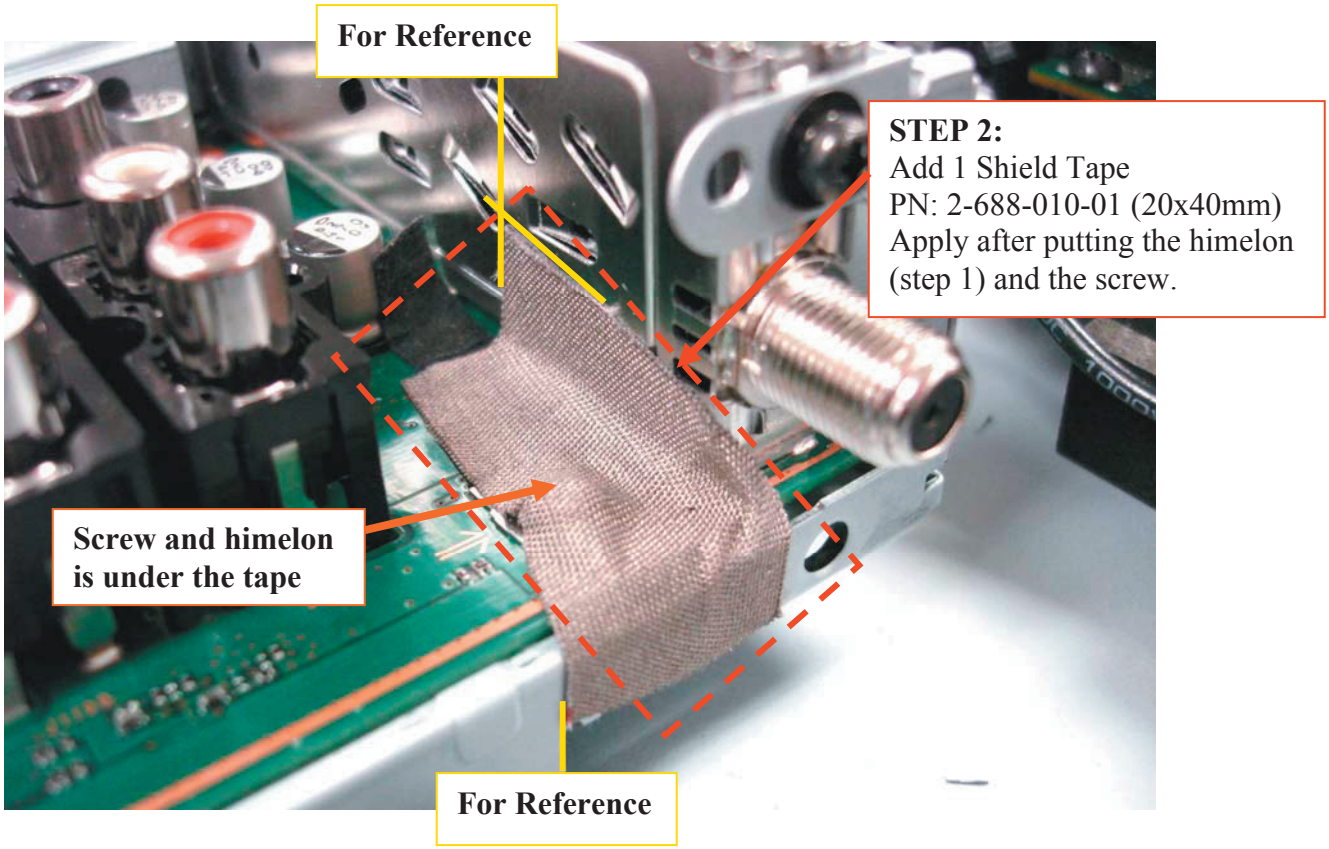

KDL-32M3000/32ML130 ONLY

SHIELD TAPE PLACEMENT (CONTINUED)



SECTION 2: SERVICE ADJUSTMENTS

2-1. USING THE REMOTE COMMANDER FOR ELECTRICAL ADJUSTMENTS

To adjust various set features, use the Remote Commander to put the set into service mode to display the service menus and categories.

Equipment Needed:

- ✓ Pattern Generator (with component outputs)
- ✓ Oscilloscope
- ✓ Digital multimeter

2-2. ACCESSING SERVICE ADJUSTMENT MODE

1. TV must be in standby mode. (Power off).
2. To display the service menu, press the following buttons on the Remote Commander within a second of each other:
   DISPLAY ➡ Channel 5 ➡ Volume + ➡ POWER.

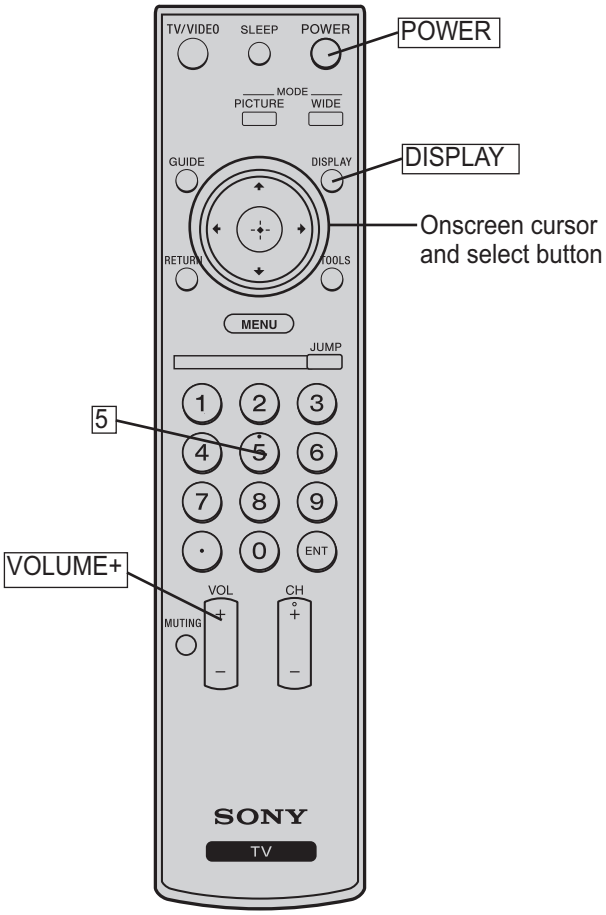

RM-YD021

2-3. VIEWING THE SERVICE MENUS

Use the Remote Commander to view the BE and Digital service menus options.

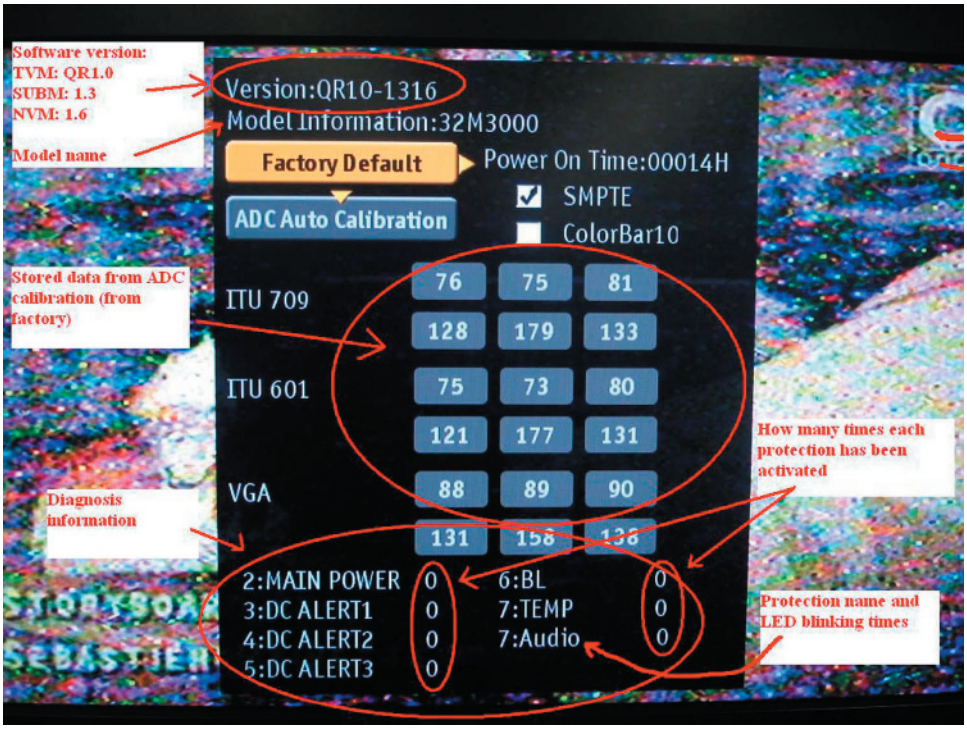

Sample Service Menu

2-4. RESETTING TO FACTORY DEFAULTS

The following instructions restore the User Controls and Channel Memory settings to the preset factory conditions.

1. In Service Mode to select **Factory Default** press ⊕, then to select **Yes** press ⊕.

SECTION 3: DIAGRAMS

3-1. CIRCUIT BOARDS LOCATION

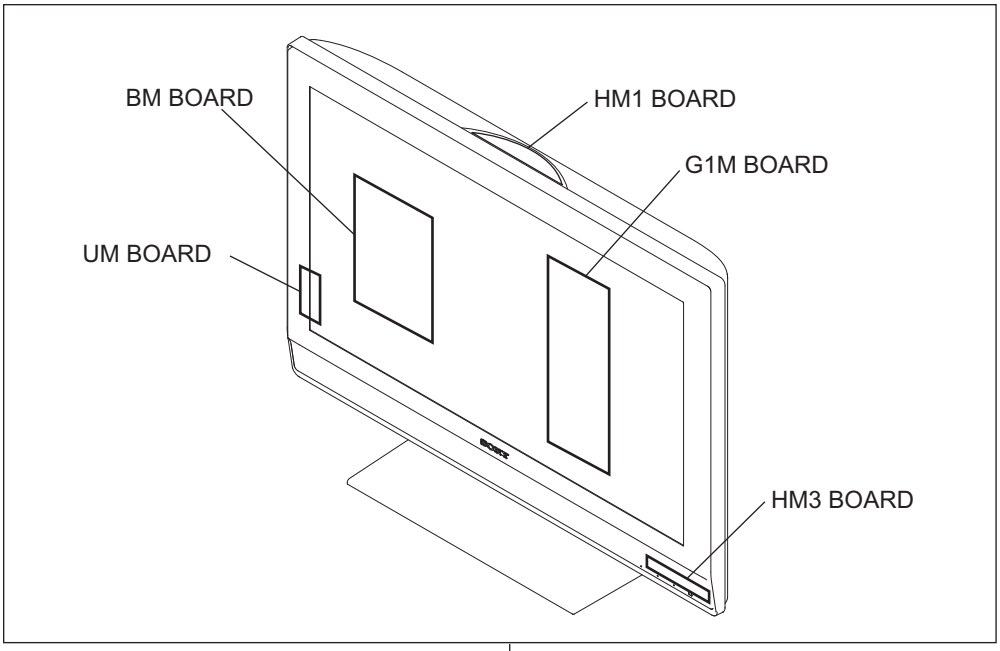

3-2. PRINTED WIRING BOARDS AND SCHEMATIC DIAGRAMS INFORMATION

All capacitors are in µF unless otherwise noted. pF : µµF 50WV or less are not indicated except for electrolytics and tantalums.

All electrolytics are in 50V unless otherwise specified.

All resistors are in ohms. kΩ=1000Ω, MΩ=1000kΩ

Indication of resistance, which does not have one for rating electrical power, is as follows: Pitch : 5mm
Rating electrical power : $^1/_4$ W

$^1/_4$ W in resistance, $^1/_{10}$ W and $^1/_{16}$ W in chip resistance.

: nonflammable resistor

: fusible resistor

: internal component

: panel designation and adjustment for repair

: earth ground

: earth-chassis

All variable and adjustable resistors have characteristic curve B, unless otherwise noted.

Readings are taken with a color-bar signal input.

Readings are taken with a 10MΩ digital multimeter.

Voltages are DC with respect to ground unless otherwise noted.

Voltage variations may be noted due to normal production tolerances.

All voltages are in V.

S : Measurement impossibility.

: B+line.

: B-line. (Actual measured value may be different).

: signal path. (RF)

Circled numbers are waveform references.

The components identified by shading and ⚠ symbol are critical for safety. Replace only with part number specified.

The symbol indicates a fast operating fuse and is displayed on the component side of the board. Replace only with fuse of the same rating as marked.

Les composants identifies per un trame et une marque ⚠ sont critiques pour la securite. Ne les remplacer que par une piece portant le numero specifie.

Le symbole indique une fusible a action rapide. Doit etre remplace par une fusible de meme yaleur, comme maque.

NOTE: The components identified by a red outline and a 🔒 mark contain confidential information. Specific instructions must be adhered to whenever these components are repaired and/or replaced.
See Appendix A: Encryption Key Components in the back of this manual.

REFERENCE INFORMATION

RESISTOR

: RN	METAL FILM
: RC	SOLID
: FPRD	NONFLAMMABLE CARBON
: FUSE	NONFLAMMABLE FUSIBLE
: RW	NONFLAMMABLE WIREWOUND
: RS	NONFLAMMABLE METAL OXIDE
: RB	NONFLAMMABLE CEMENT
: ※	ADJUSTMENT RESISTOR

COIL

: LF-8L	MICRO INDUCTOR

CAPACITOR

: TA	TANTALUM
: PS	STYROL
: PP	POLYPROPYLENE
: PT	MYLAR
: MPS	METALIZED POLYESTER
: MPP	METALIZED POLYPROPYLENE
: ALB	BIPOLAR
: ALT	HIGH TEMPERATURE
: ALR	HIGH RIPPLE

Terminal name of semiconductors in silk screen printed circuit (∗)

	Device	Printed symbol	Terminal name	Circuit
1	Transistor		Collector Base Emitter	
2	Transistor		Collector Base Emitter	
3	Diode		Cathode Anode	
4	Diode		Cathode Anode (NC)	
5	Diode		Cathode Anode (NC)	
6	Diode		Common Anode Cathode	
7	Diode		Common Anode Cathode	
8	Diode		Common Anode Anode	
9	Diode		Common Anode Anode	
0	Diode		Common Cathode Cathode	
!¡	Diode		Common Cathode Cathode	
!™	Diode		Anode Cathode Anode Anode Cathode Anode	
!£	Transistor (FET)		Drain Source Gate	
!¢	Transistor (FET)		Drain Source Gate	
!?	Transistor (FET)		☐ Source ☐ Drain ☐ Gate	
!§	Transistor		☐ Emitter ☐ Collector ☐ Base	
!¶	Transistor		C2 B1 E1 E2 B2 C1	
!•	Transistor		C1 B2 E2 E1 B1 C2	
!ª	Transistor		C1 B2 E2 E1 B1 C2	
@º	Transistor		C1 B2 E2 E1 B1 C2	
@¡	Transistor		E2 B1 E1 C2 C1(B2)	
@™	Transistor		(B2) B1 E1 E2 C1 C2	
@£	Transistor		(B2) E2 E1 B1 C2 C1	
–	Discrete semiconductot			

(Chip semiconductors that are not actually used are included.)

Ver.1.6

3-3. BLOCK DIAGRAM

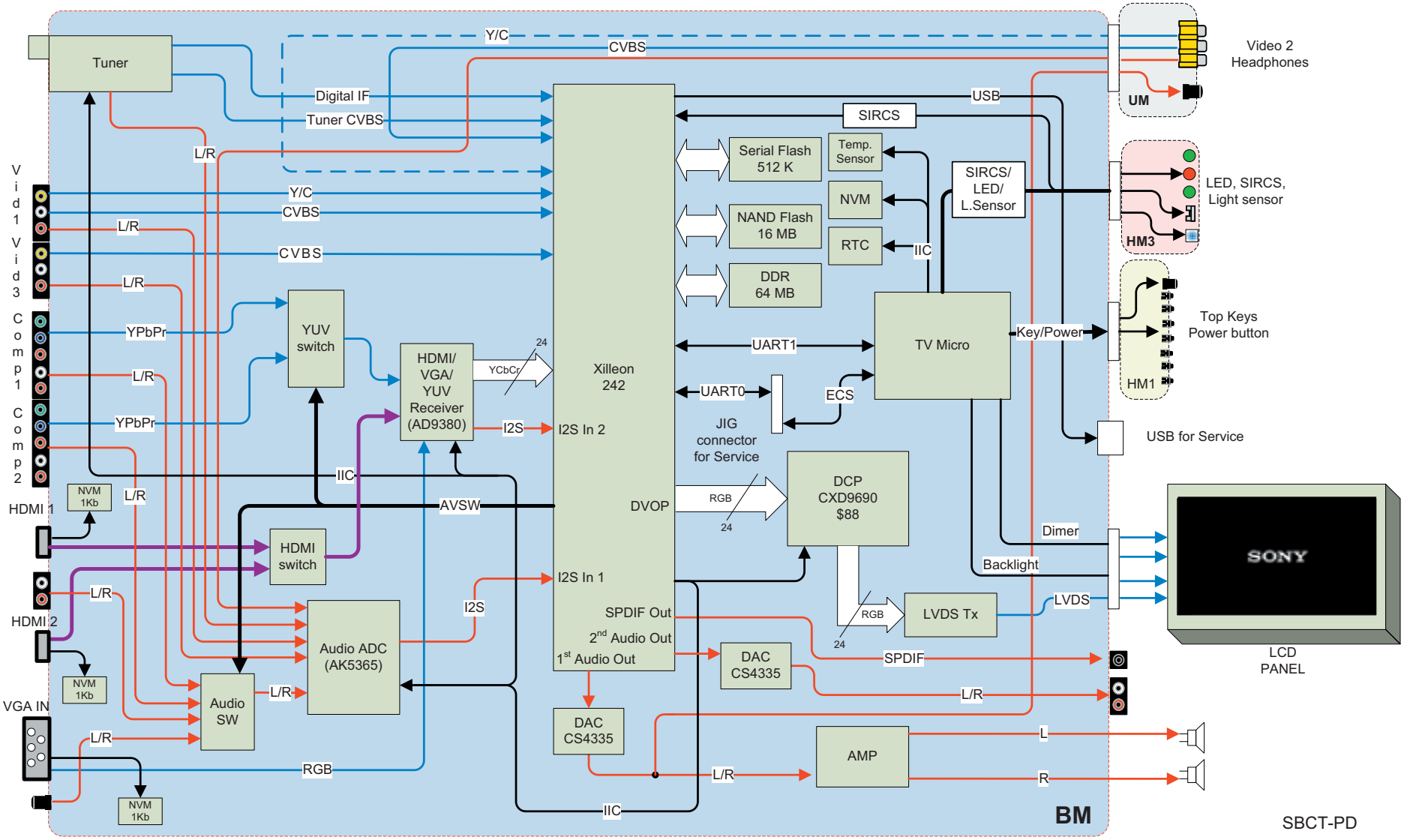

3-4. CONNECTION DIAGRAM

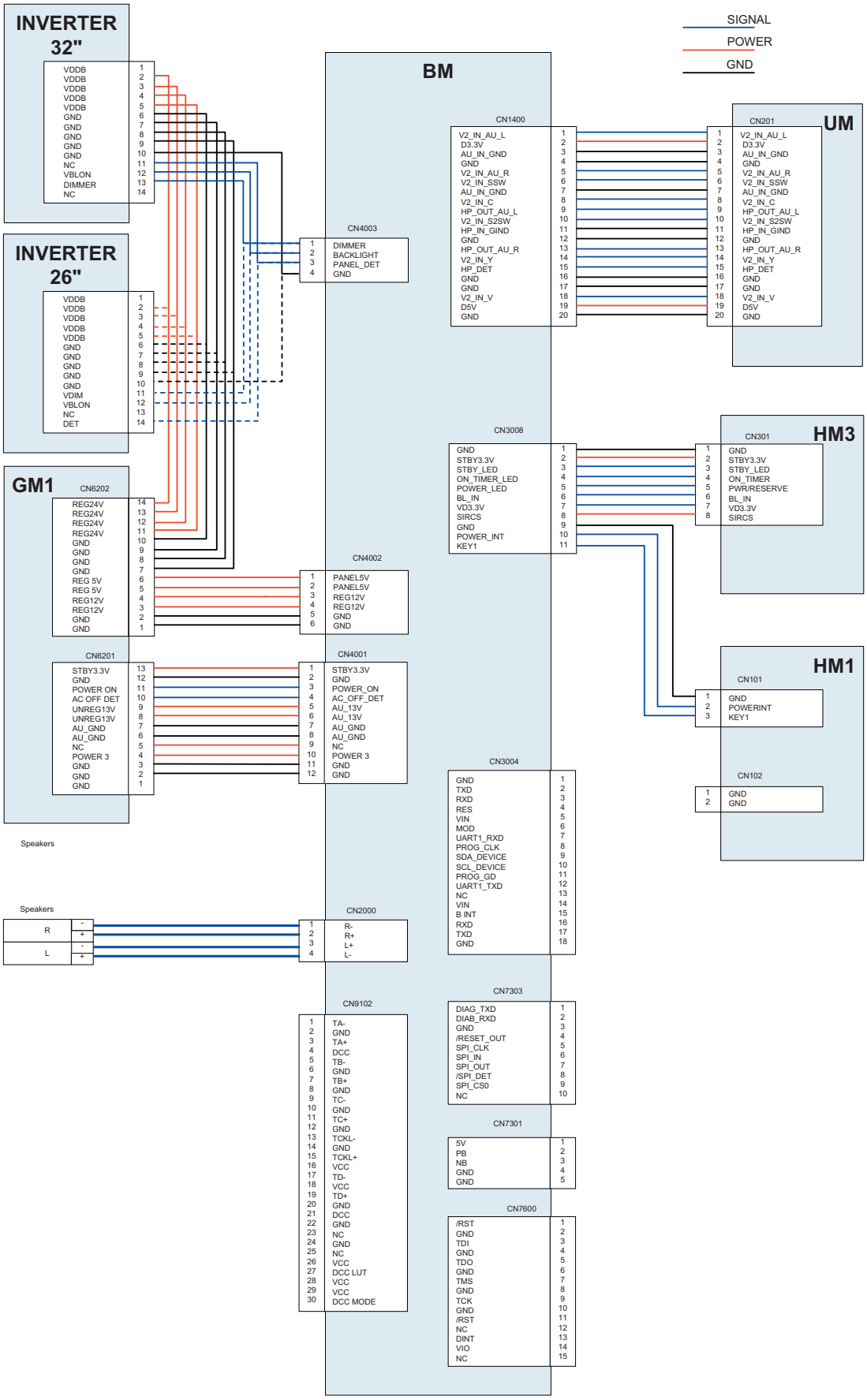

3-5. SCHEMATICS AND SUPPORTING INFORMATION
BM BOARD SCHEMATIC DIAGRAM (1 OF 12)

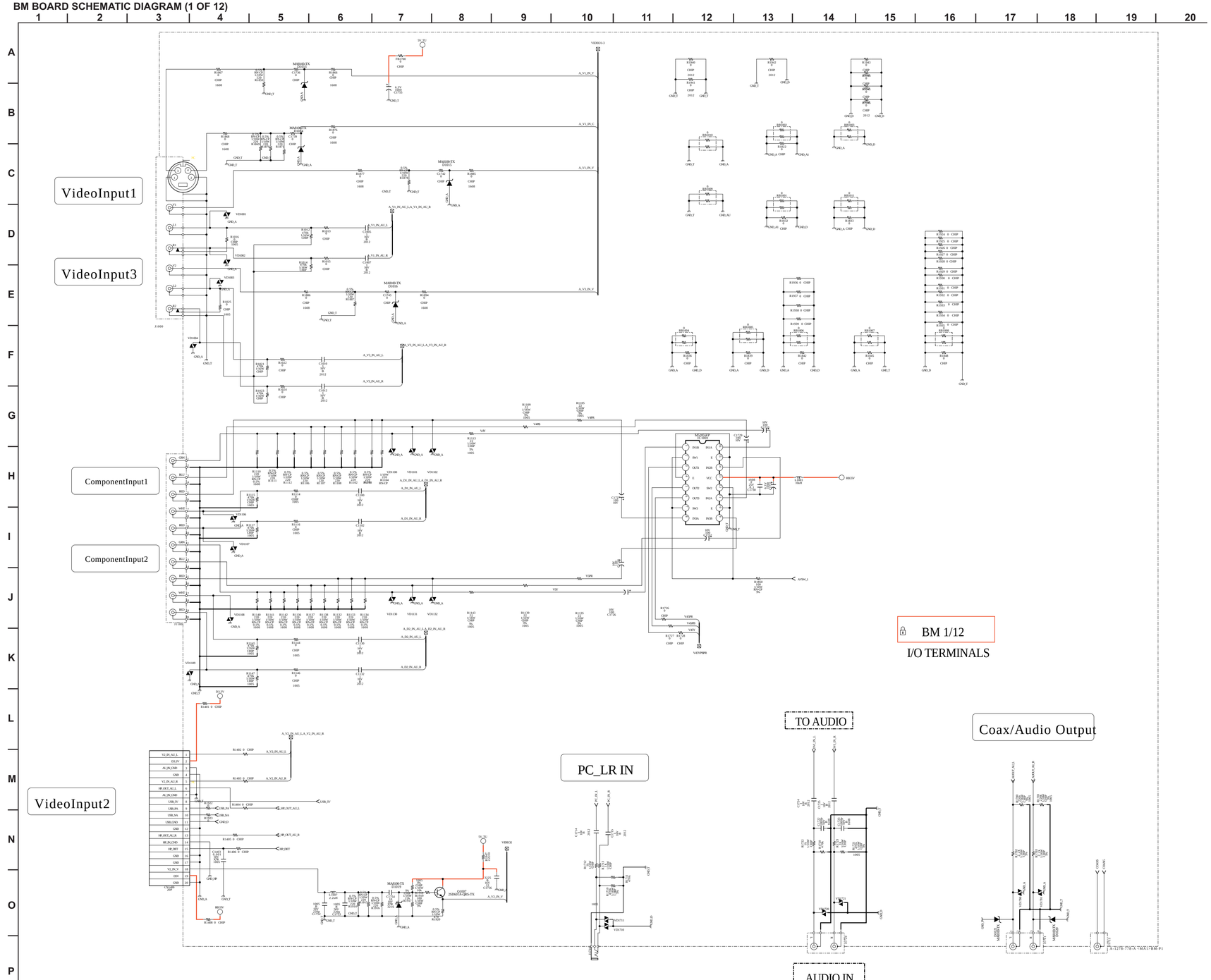

BM BOARD SCHEMATIC DIAGRAM (2 OF 12)

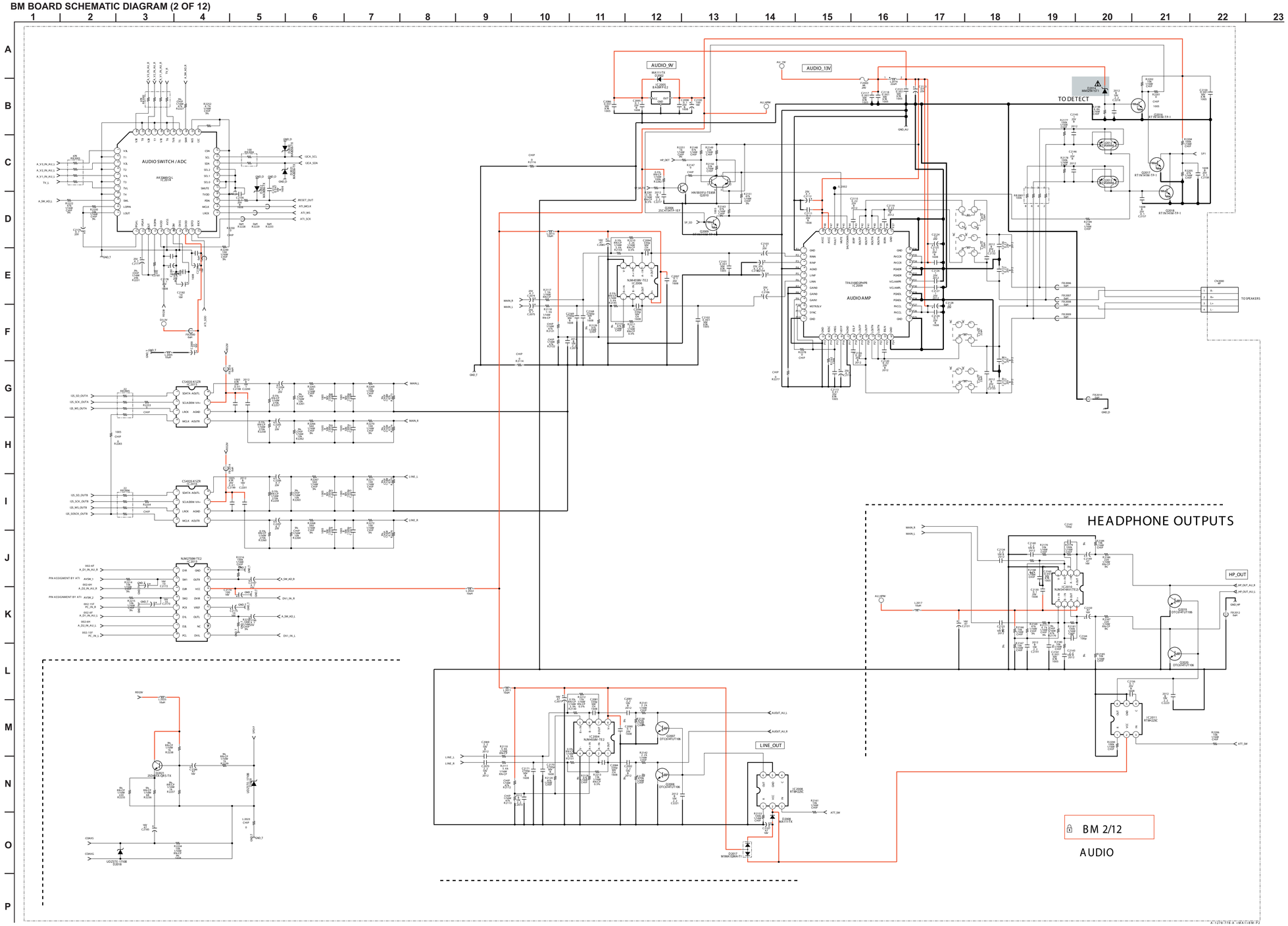

BM BOARD SCHEMATIC DIAGRAM (3 OF 12)

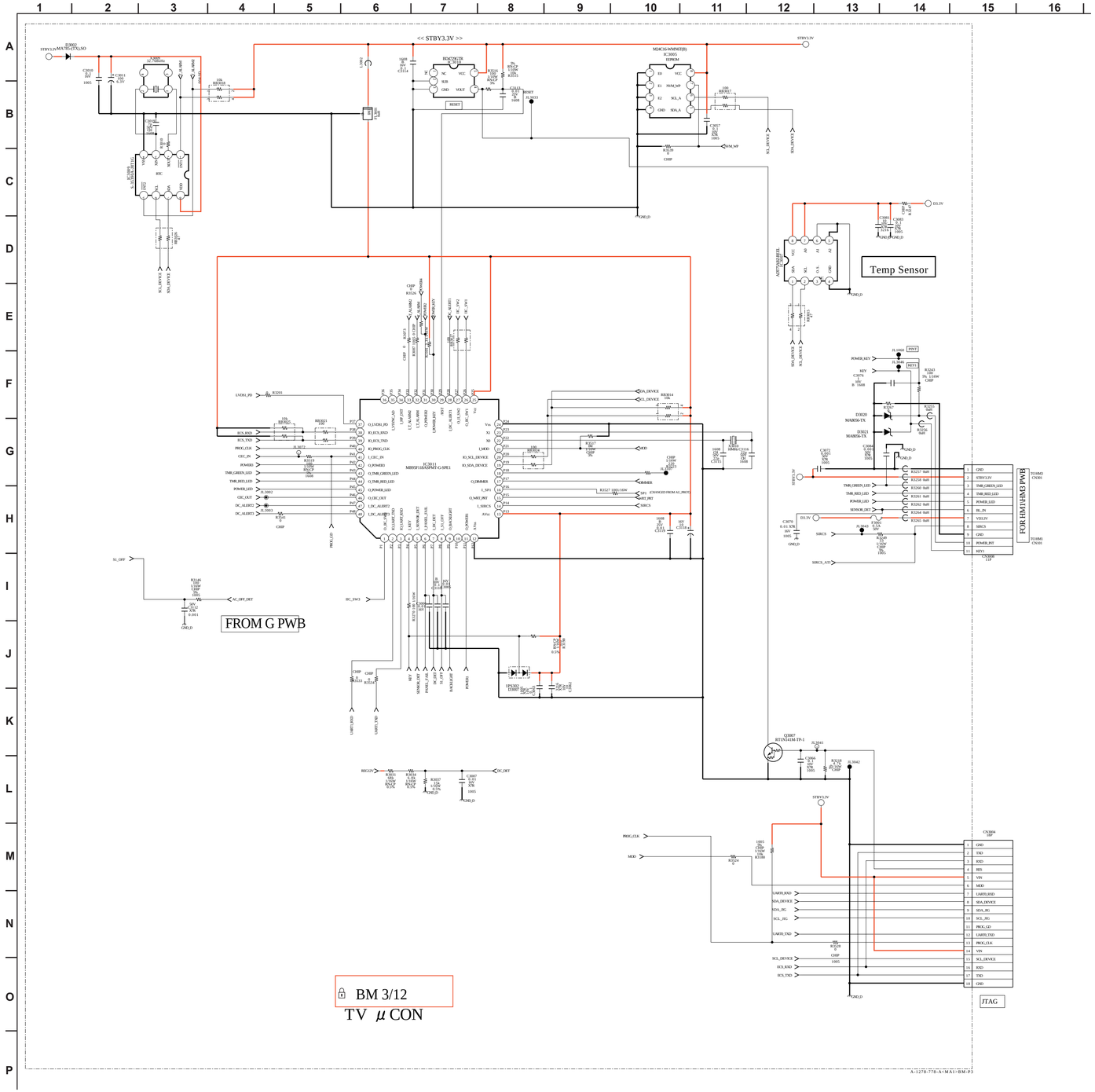

BM BOARD SCHEMATIC DIAGRAM (4 OF 12)

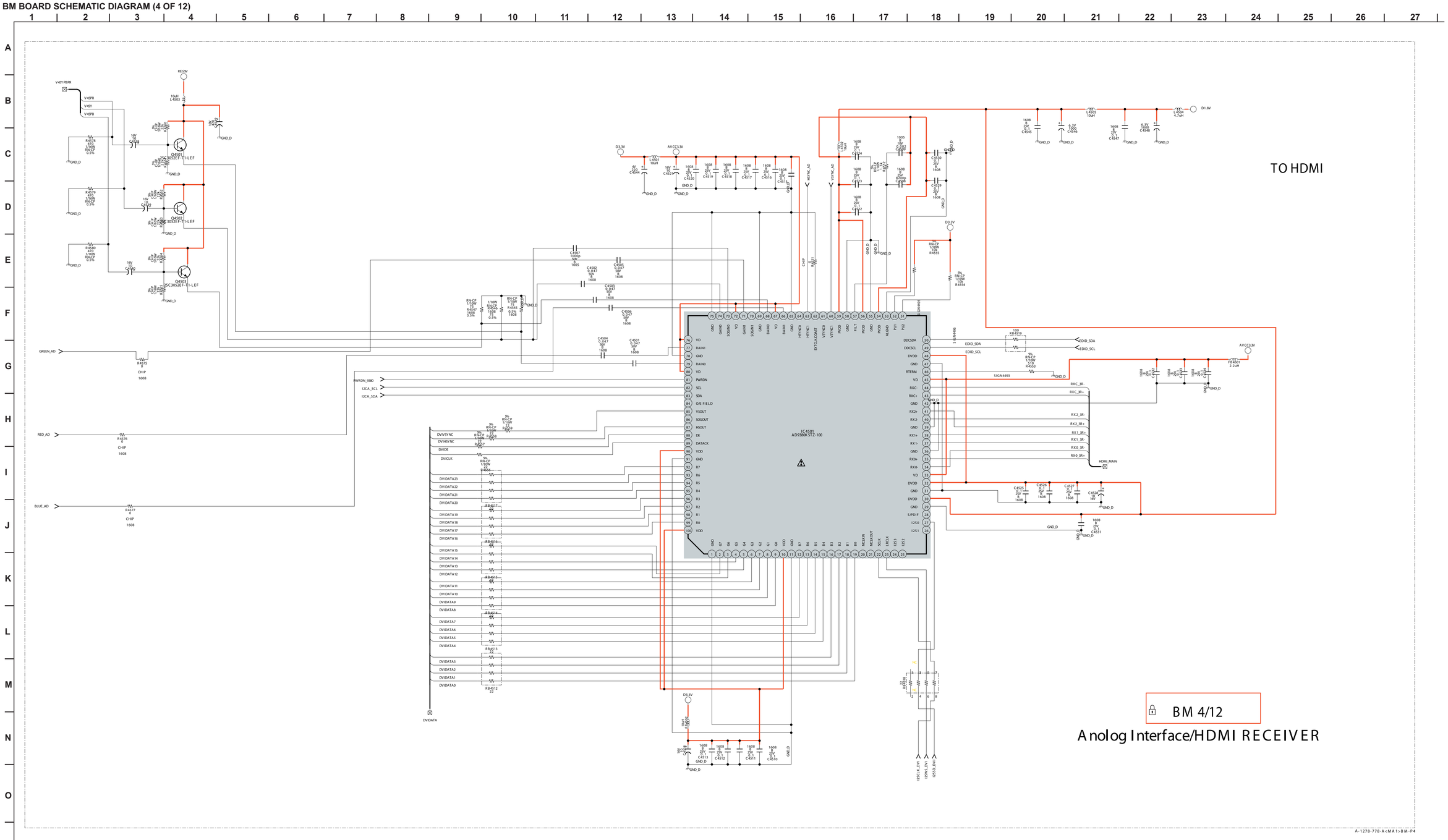

BM BOARD SCHEMATIC DIAGRAM (5 OF 12)

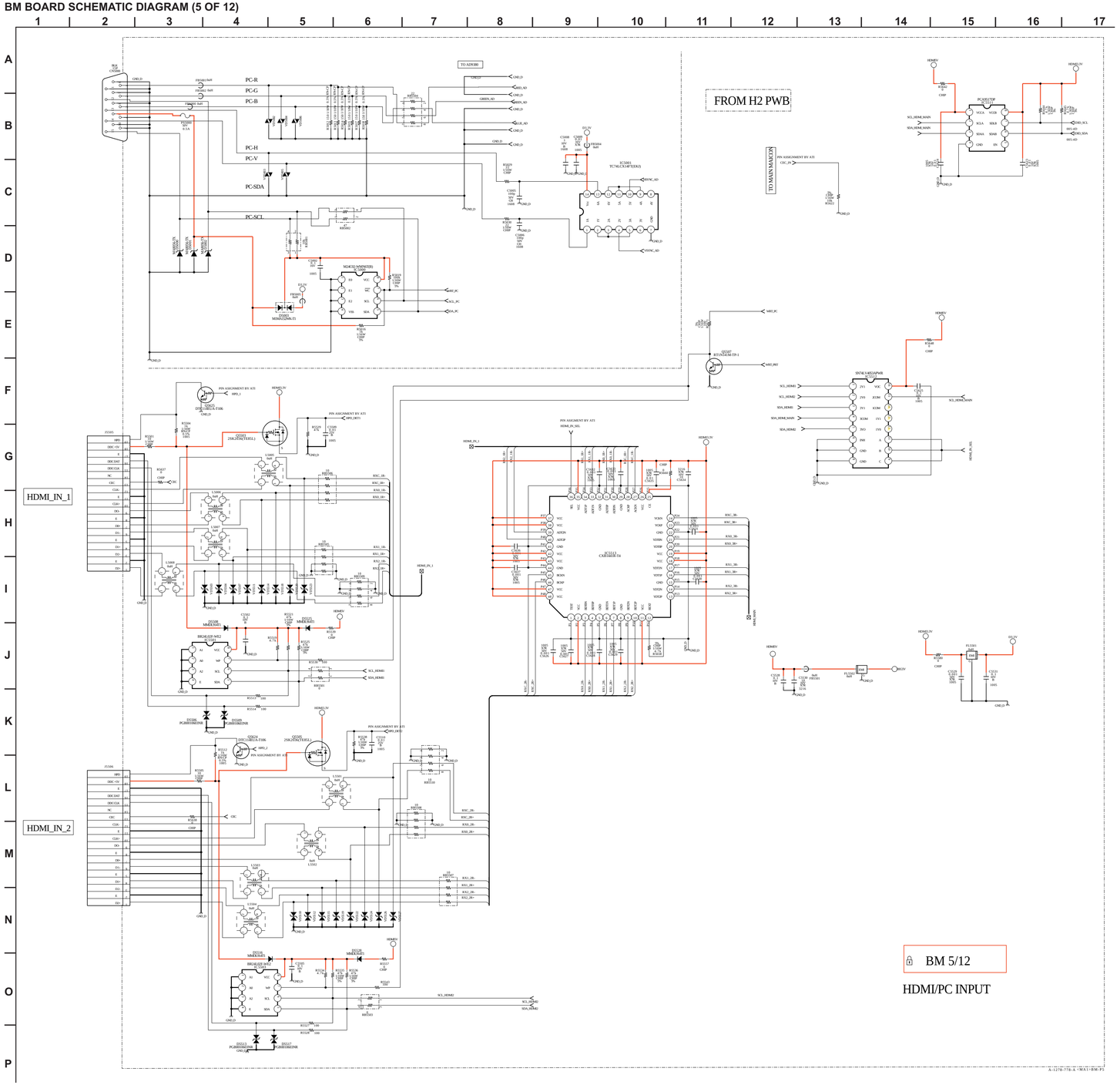

BM BOARD SCHEMATIC DIAGRAM (6 OF 12)

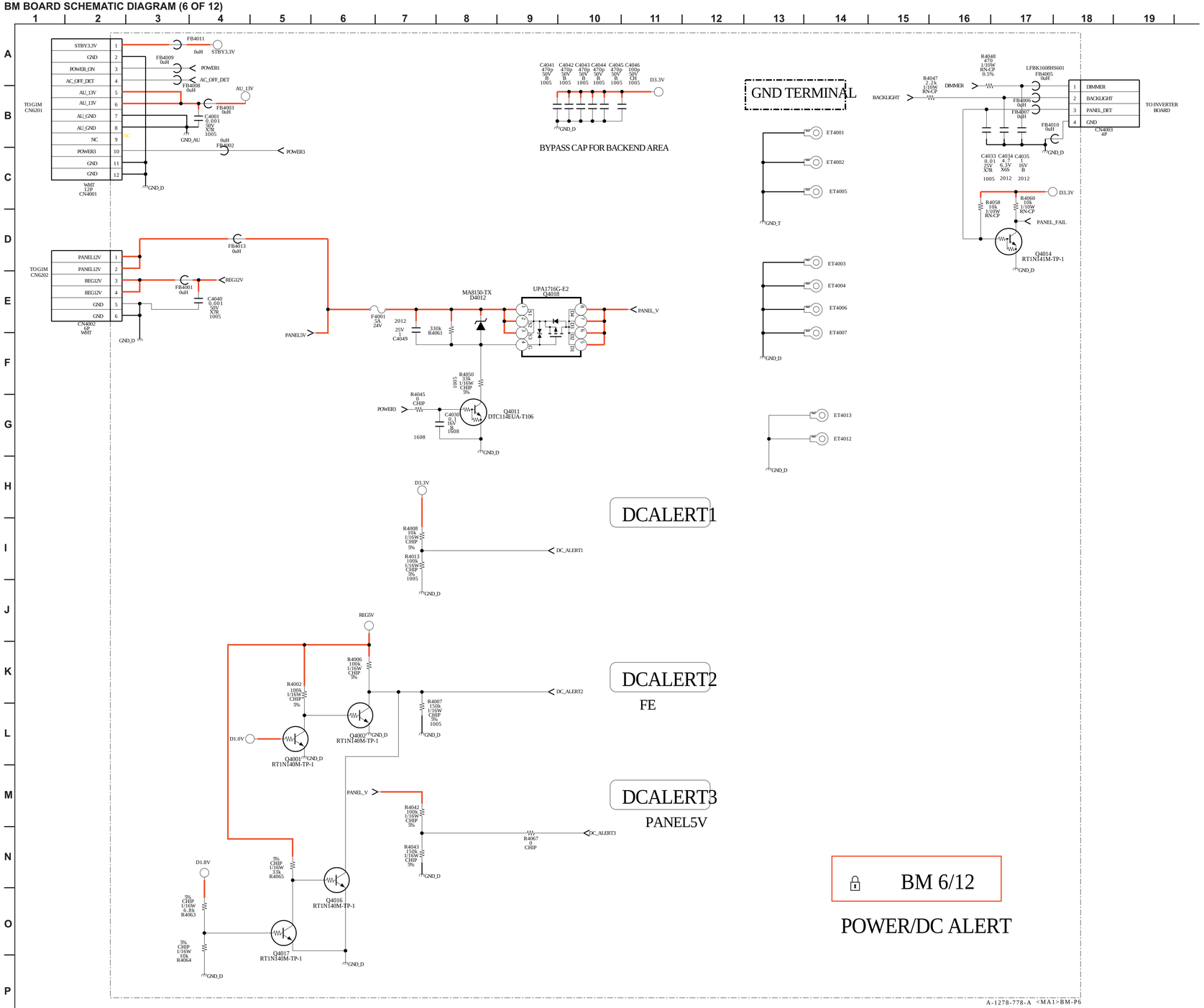

BM BOARD SCHEMATIC DIAGRAM (7 OF 12)

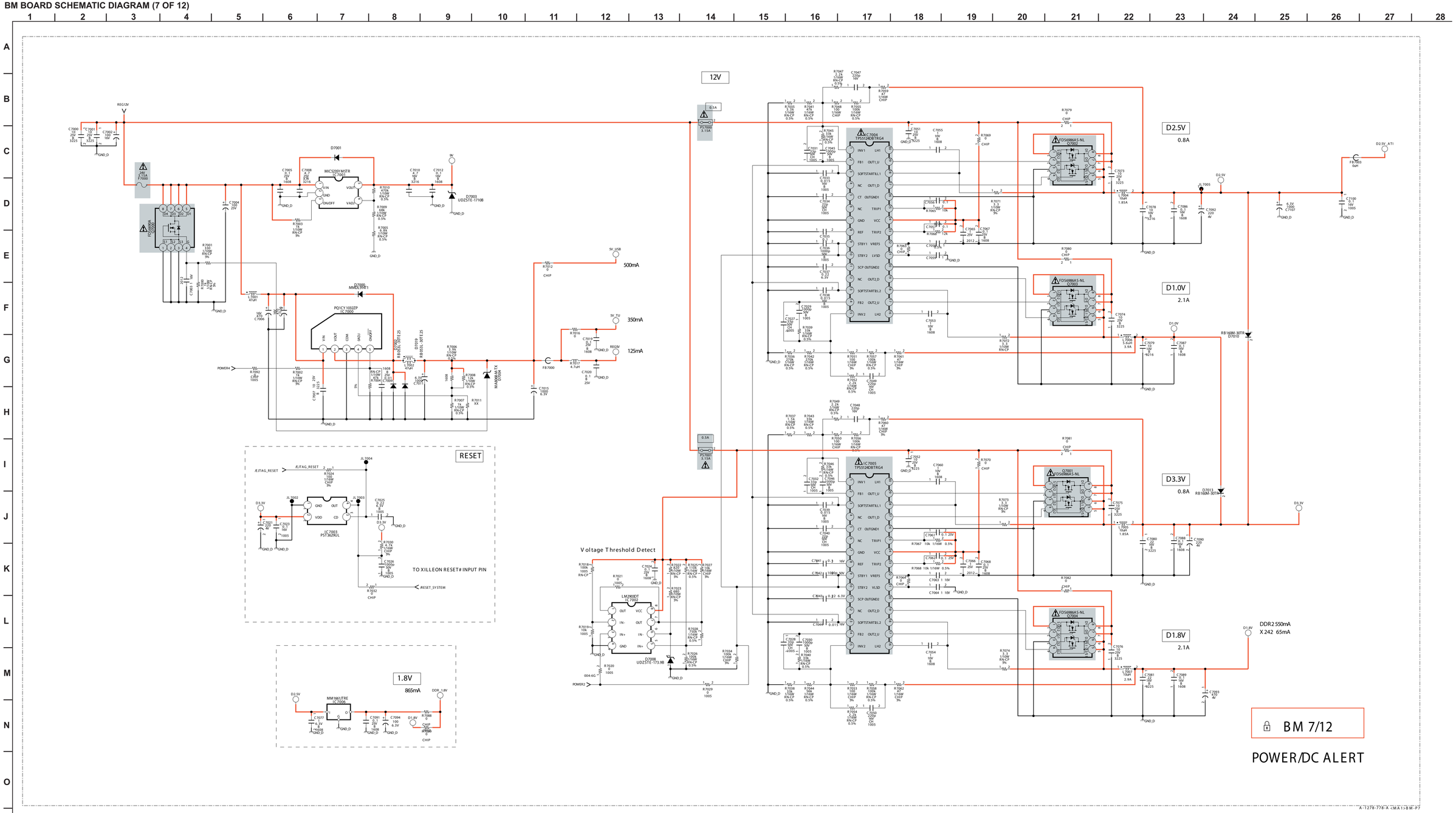

BM BOARD SCHEMATIC DIAGRAM (8 OF 12)

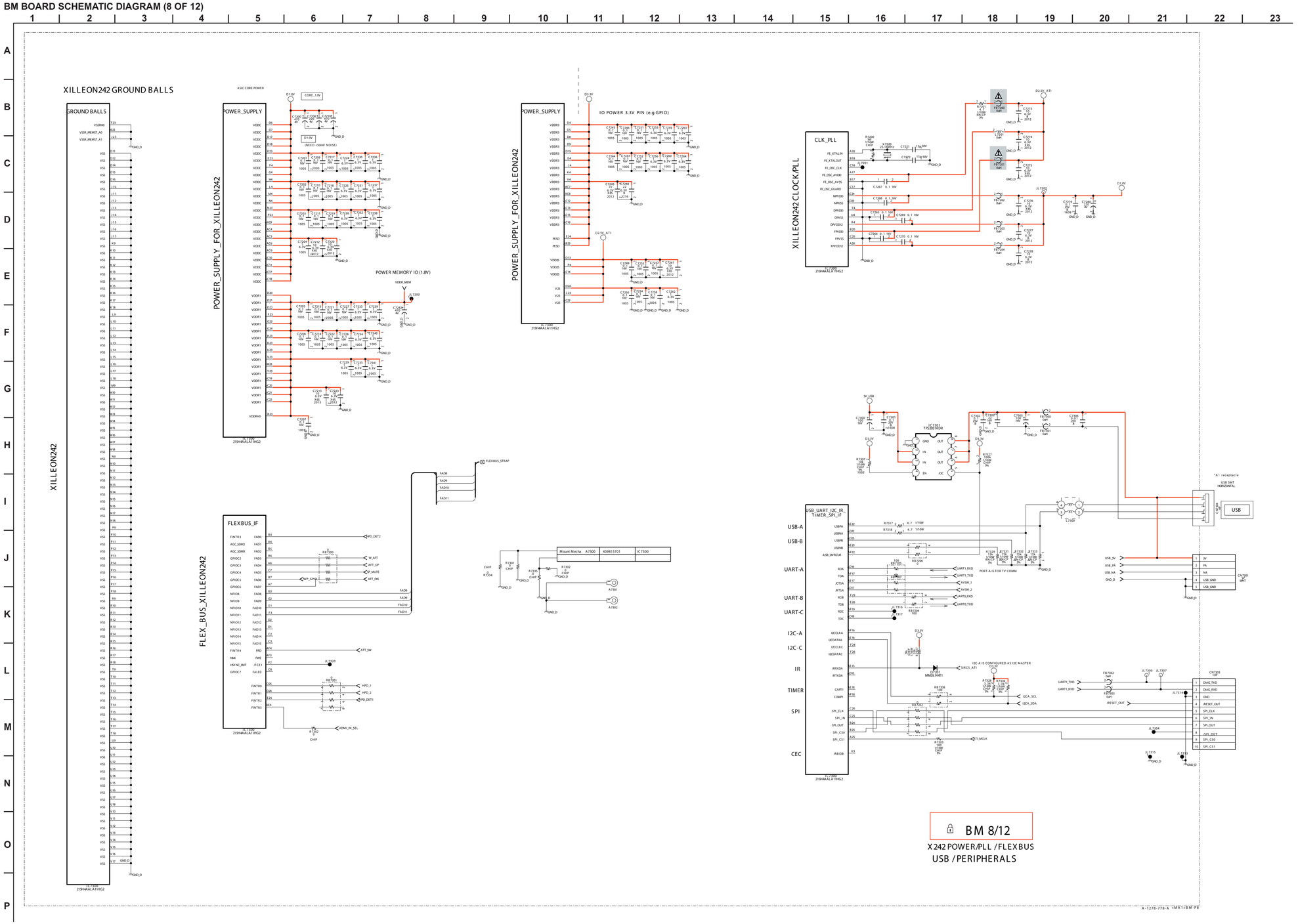

BM BOARD SCHEMATIC DIAGRAM (9 OF 12)

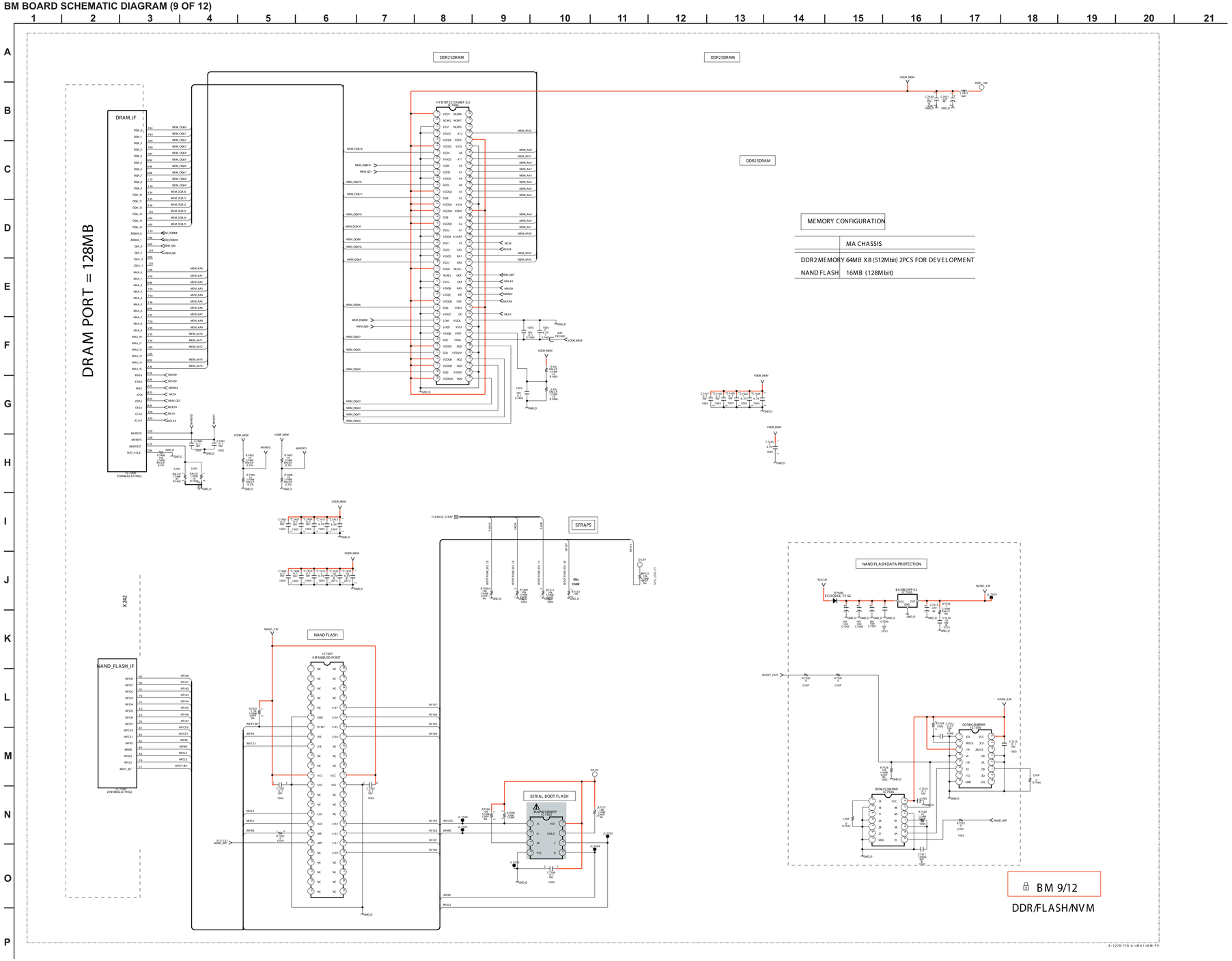

BM BOARD SCHEMATIC DIAGRAM (10 OF 12)

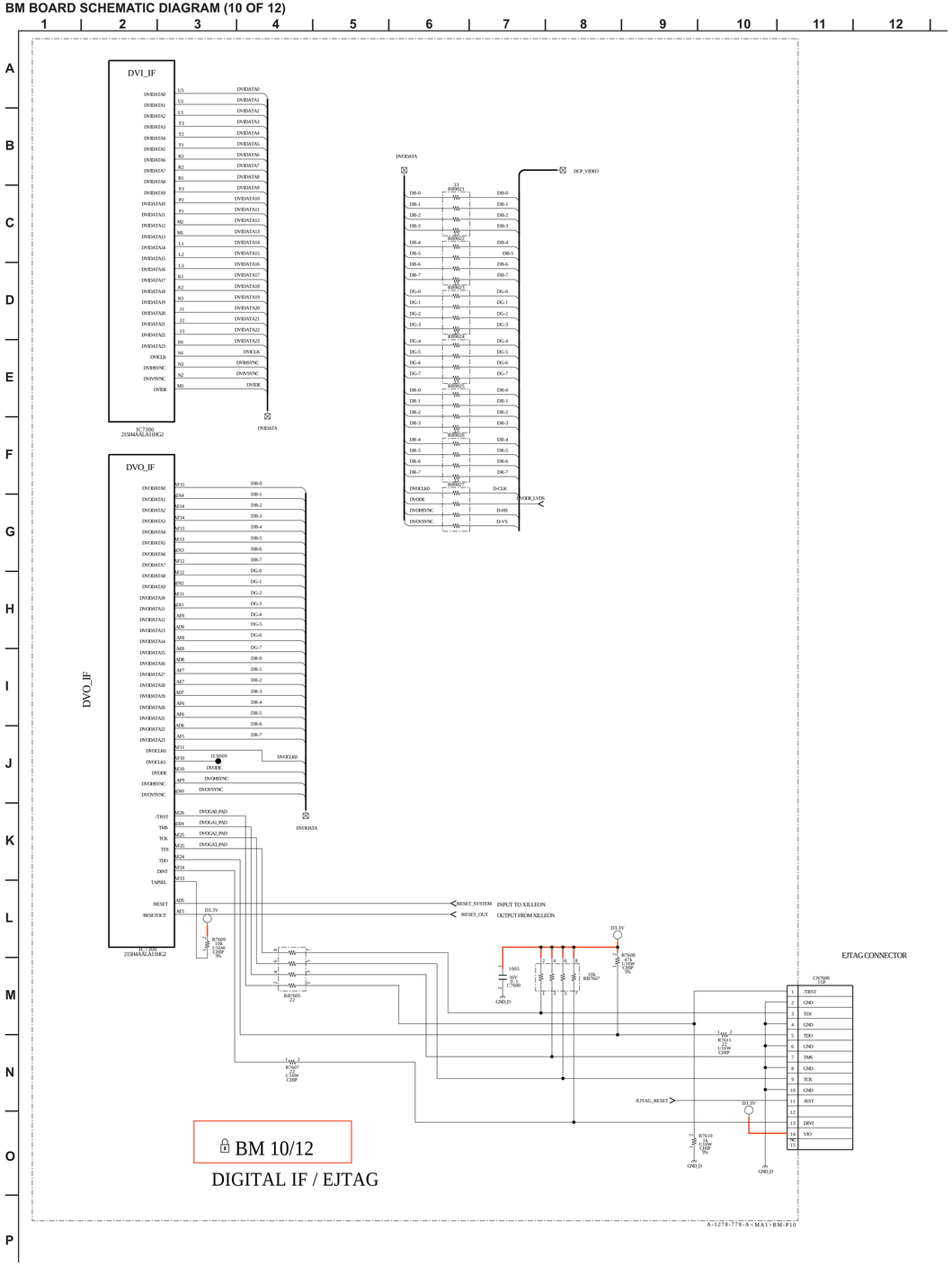

BM BOARD SCHEMATIC DIAGRAM (11 OF 12)

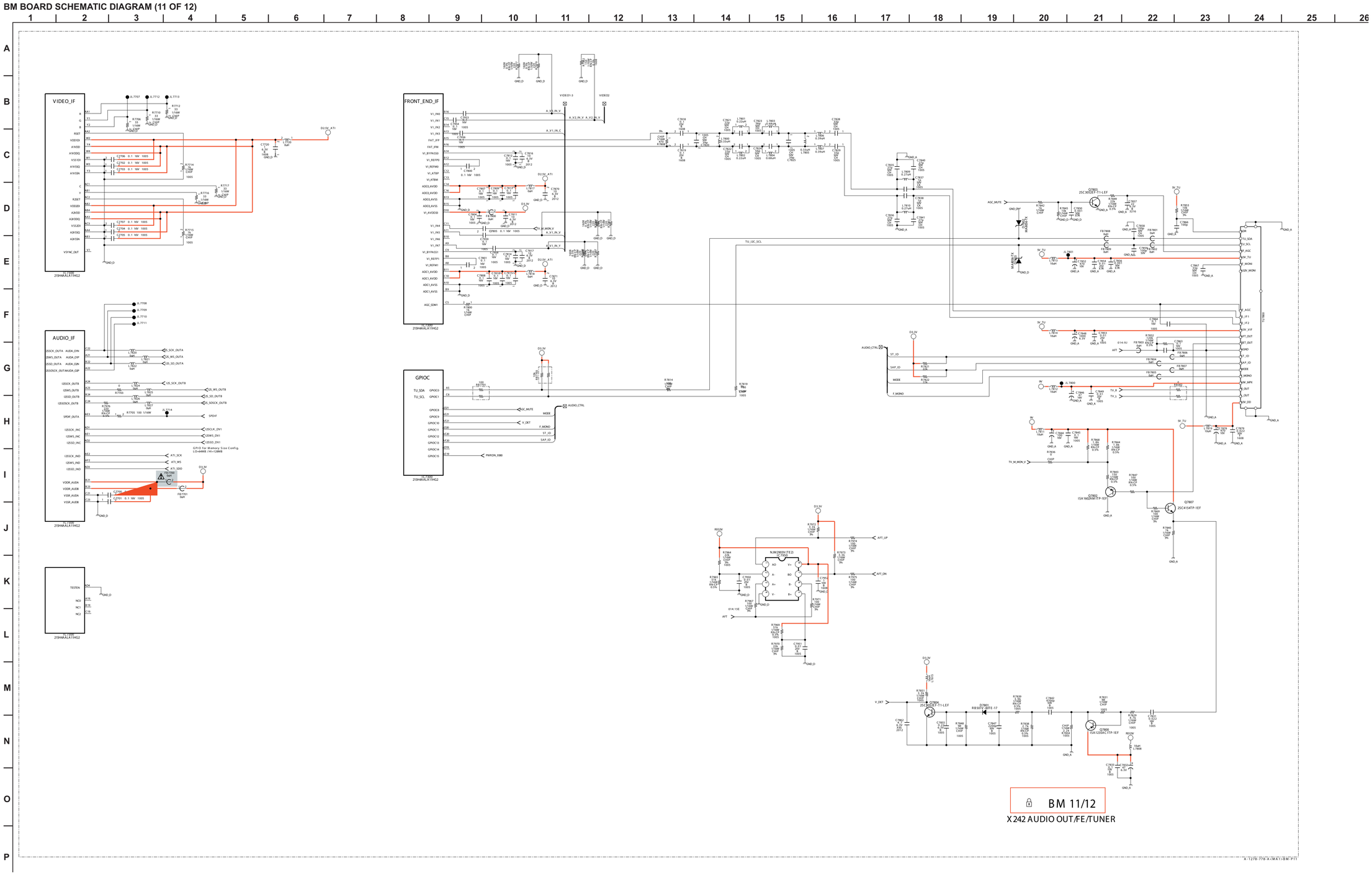

BM BOARD SCHEMATIC DIAGRAM (12 OF 12)

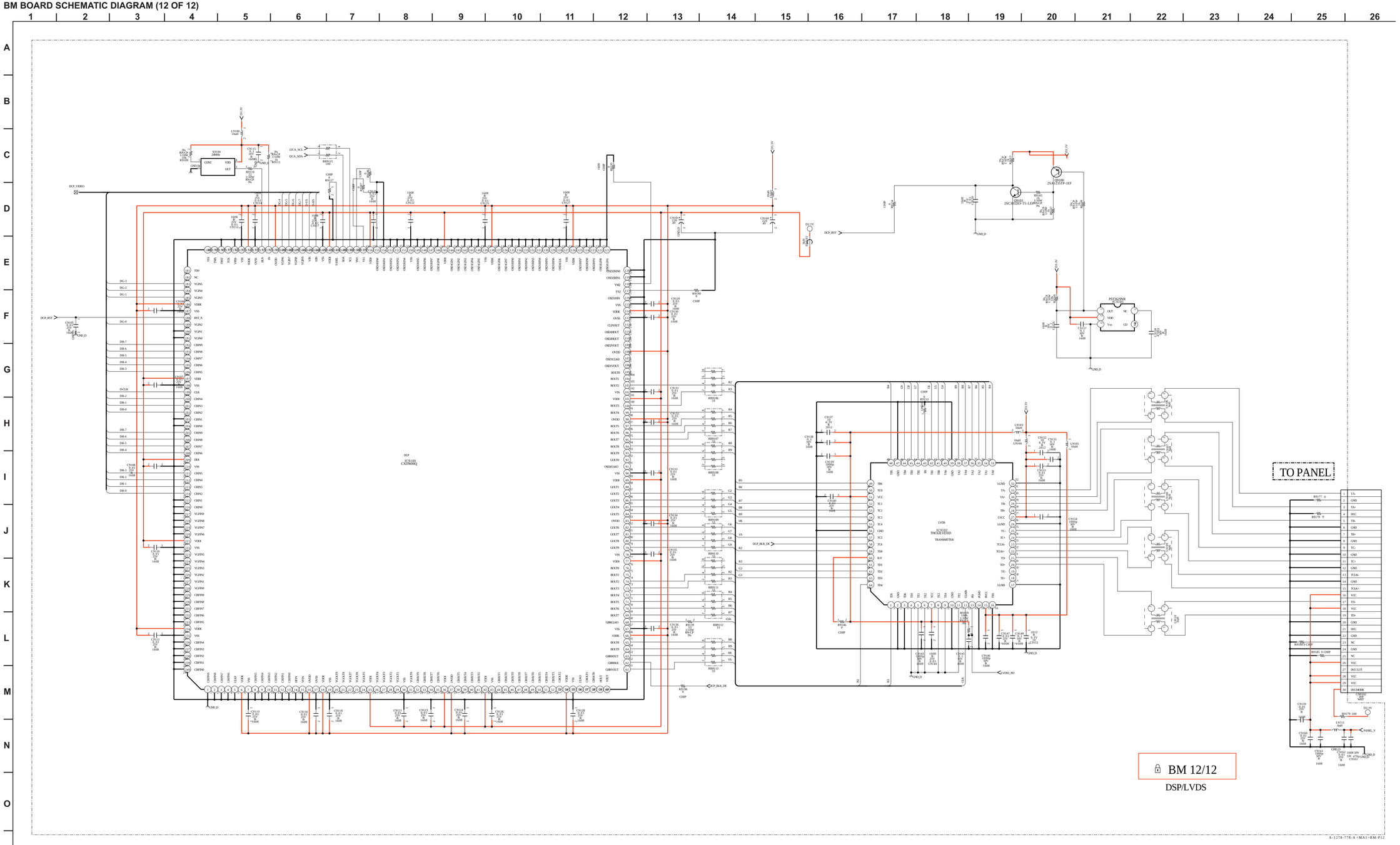

BM [I/O TERMINALS, AUDIO, TVμCON, ANALOG INTERFACE/HDMI RECEIVER, HDMI/PC INPUT, POWER/DC ALERT, X242 POWER/PLL/FLEXBUS/USB/PERIPHERALS, DDR/FLASH/NVM, DIGITAL IF/EJTAG, X242 AUDIO OUT/FE/TUNER, DSP/LVDS]

COMPONENT SIDE

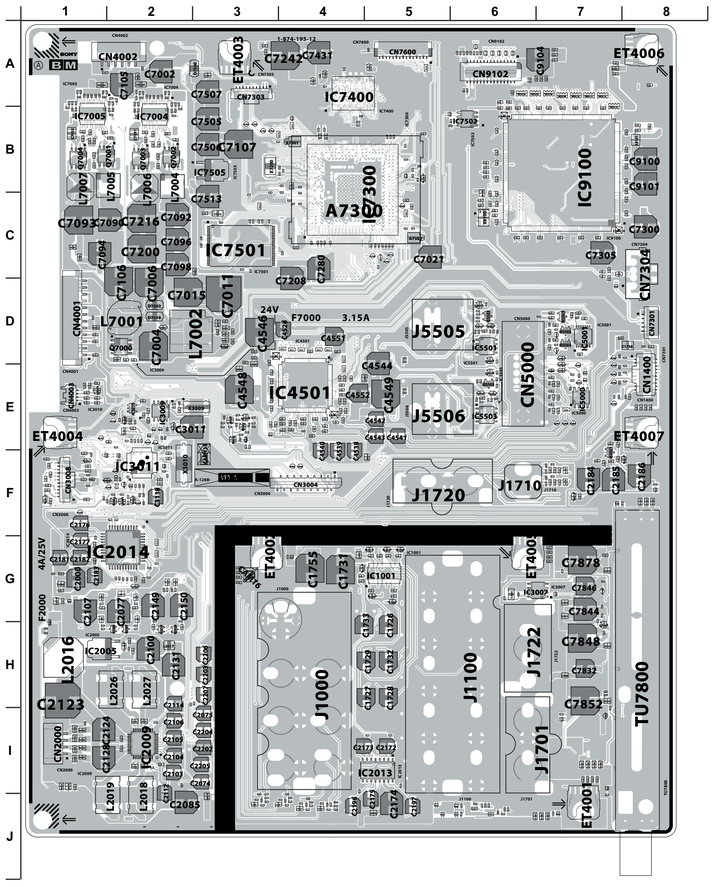

BM [I/O TERMINALS, AUDIO, TVμCON, ANALOG INTERFACE/HDMI RECEIVER, HDMI/PC INPUT, POWER/DC ALERT, X242 POWER/PLL/FLEXBUS/USB/PERIPHERALS, DDR/FLASH/NVM, DIGITAL IF/EJTAG, X242 AUDIO OUT/FE/TUNER, DSP/LVDS]

CONDUCTOR SIDE

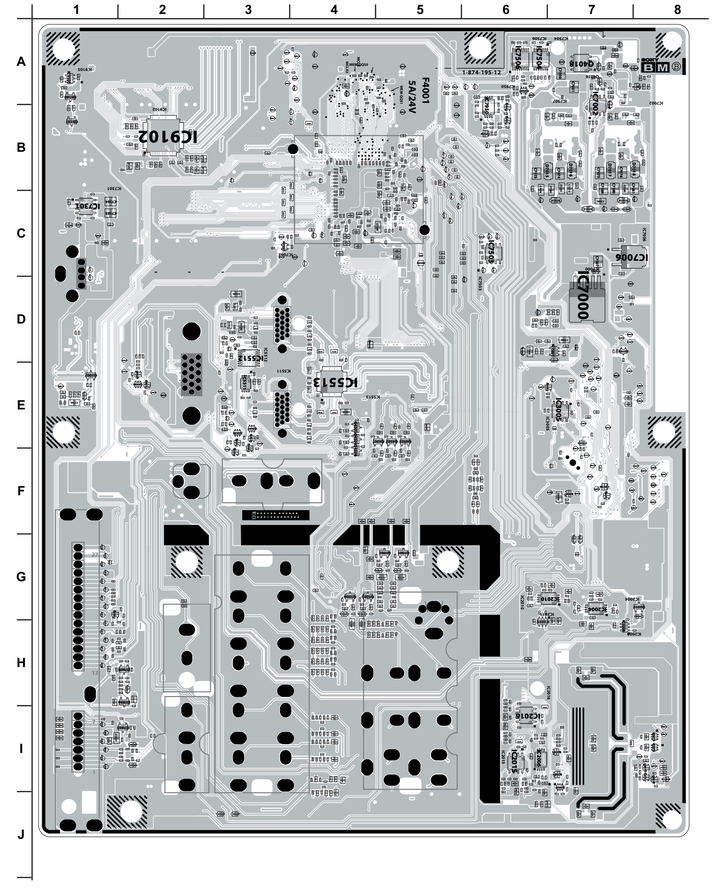

G1M BOARD SCHEMATIC DIAGRAM

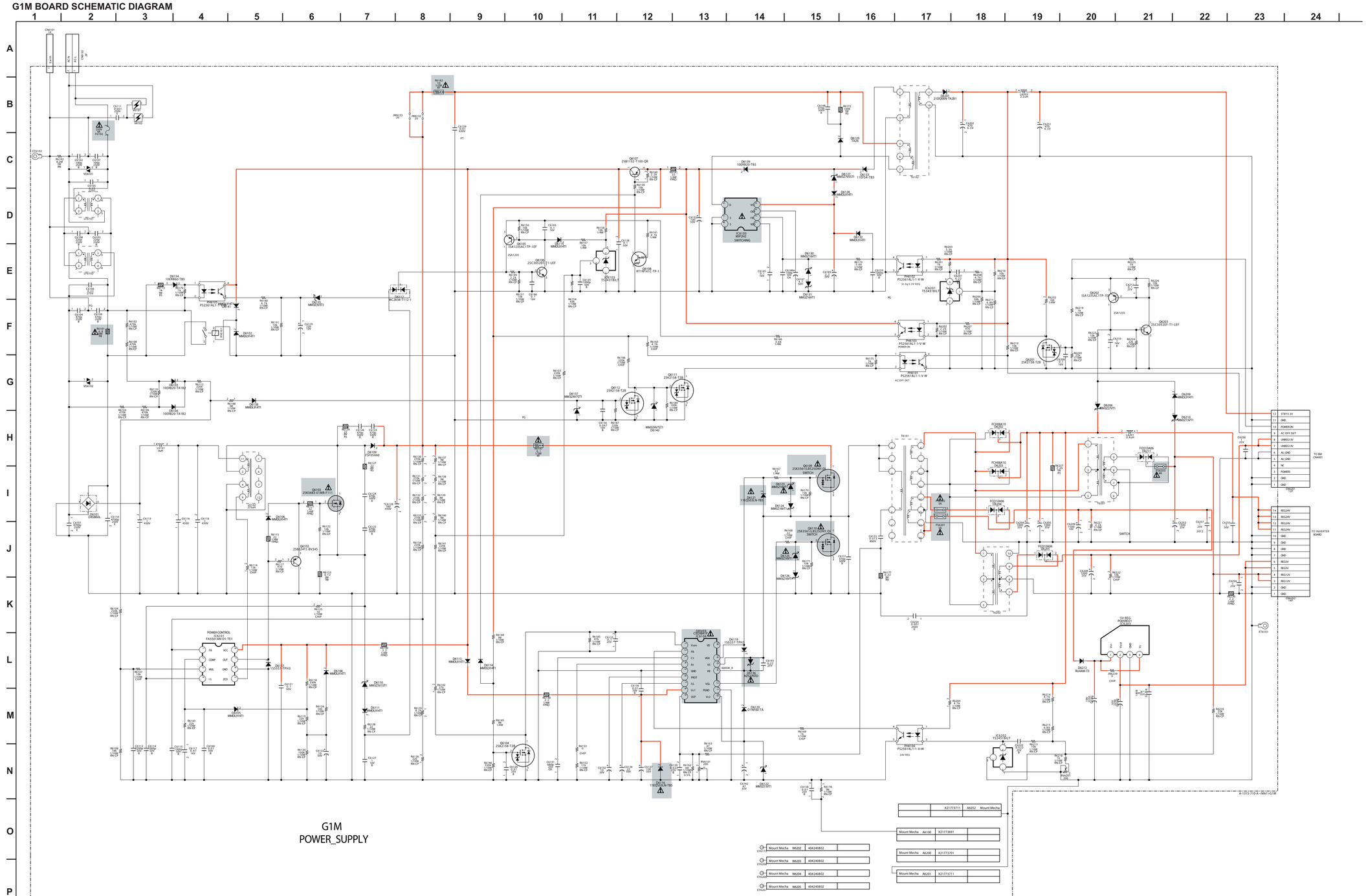

	X21773711	A6202	Mount Mecha

Mount Mecha	A6100	X21773691	

Mount Mecha	A6200	X21773701	

Mount Mecha	A6201	X21773711	

Mount Mecha	W6202	404240802	
Mount Mecha	W6203	404240802	
Mount Mecha	W6204	404240802	
Mount Mecha	W6205	404240802	

G1M

[POWER SUPPLY]

COMPONENT SIDE

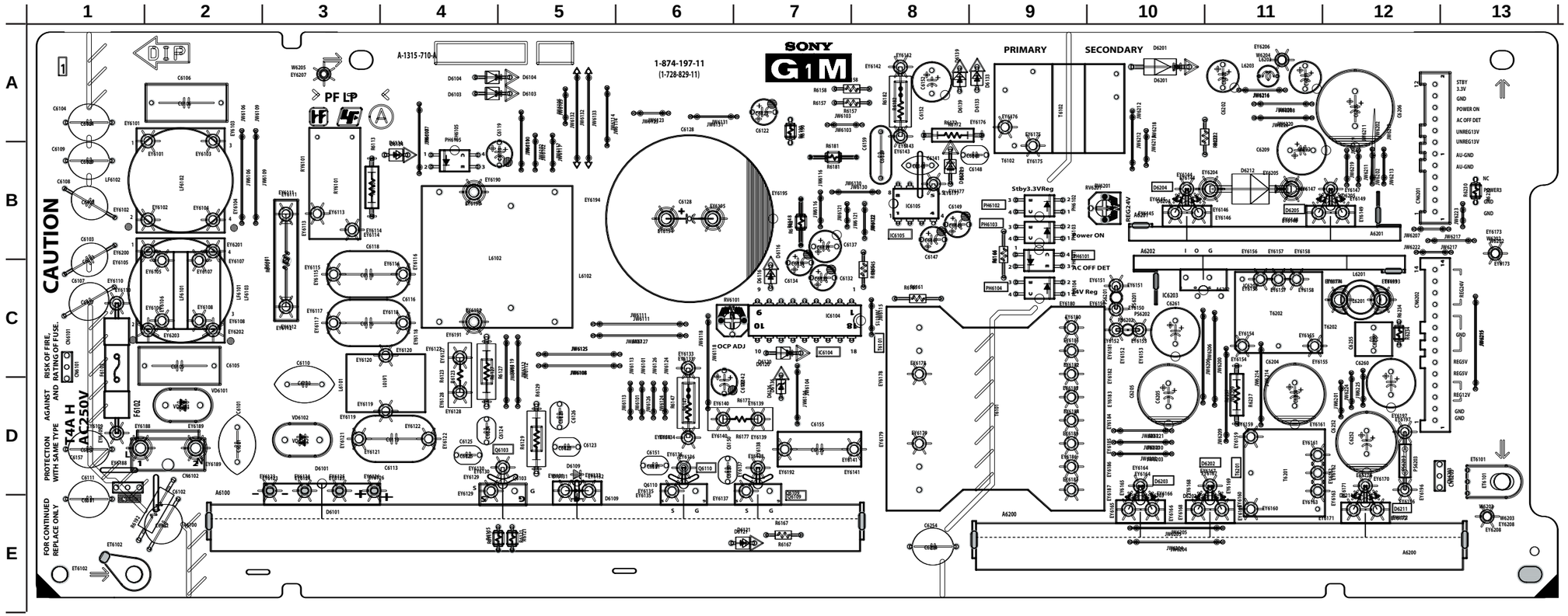

G1M

[POWER SUPPLY]

CONDUCTOR SIDE

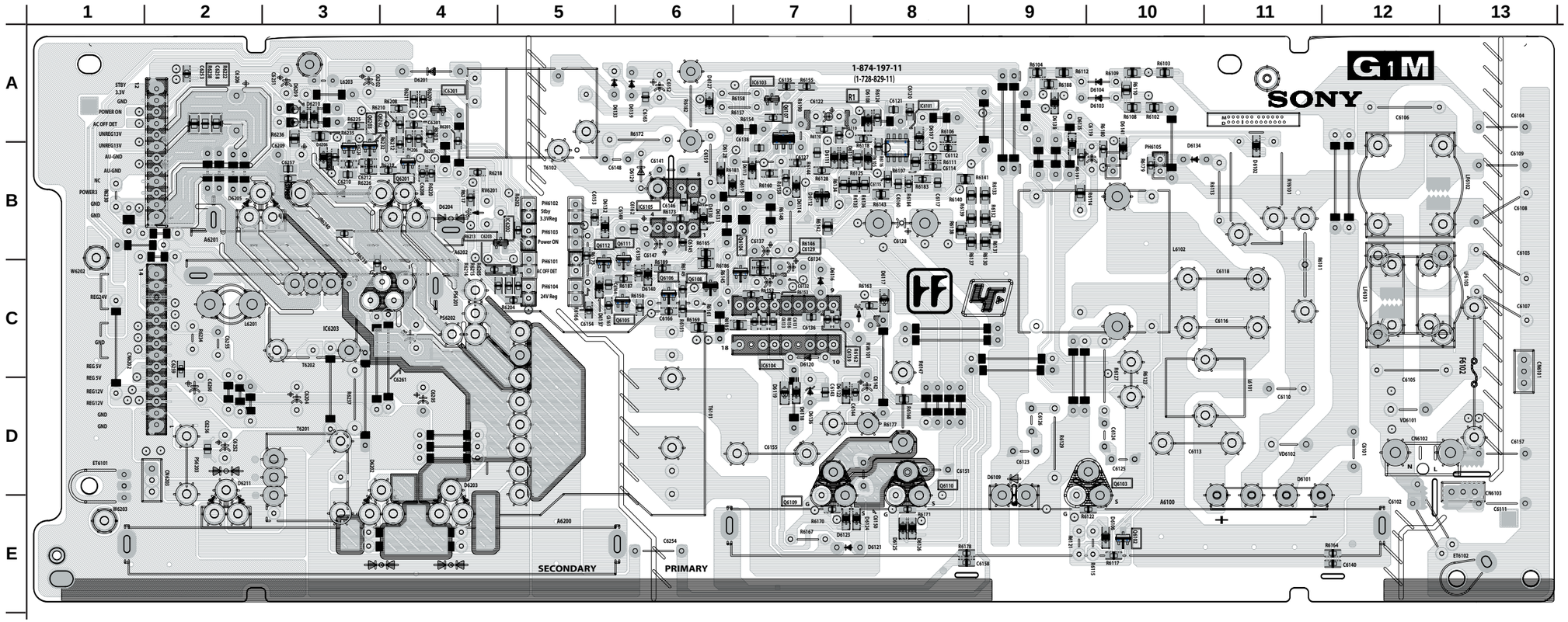

HM1 BOARD SCHEMATIC DIAGRAM

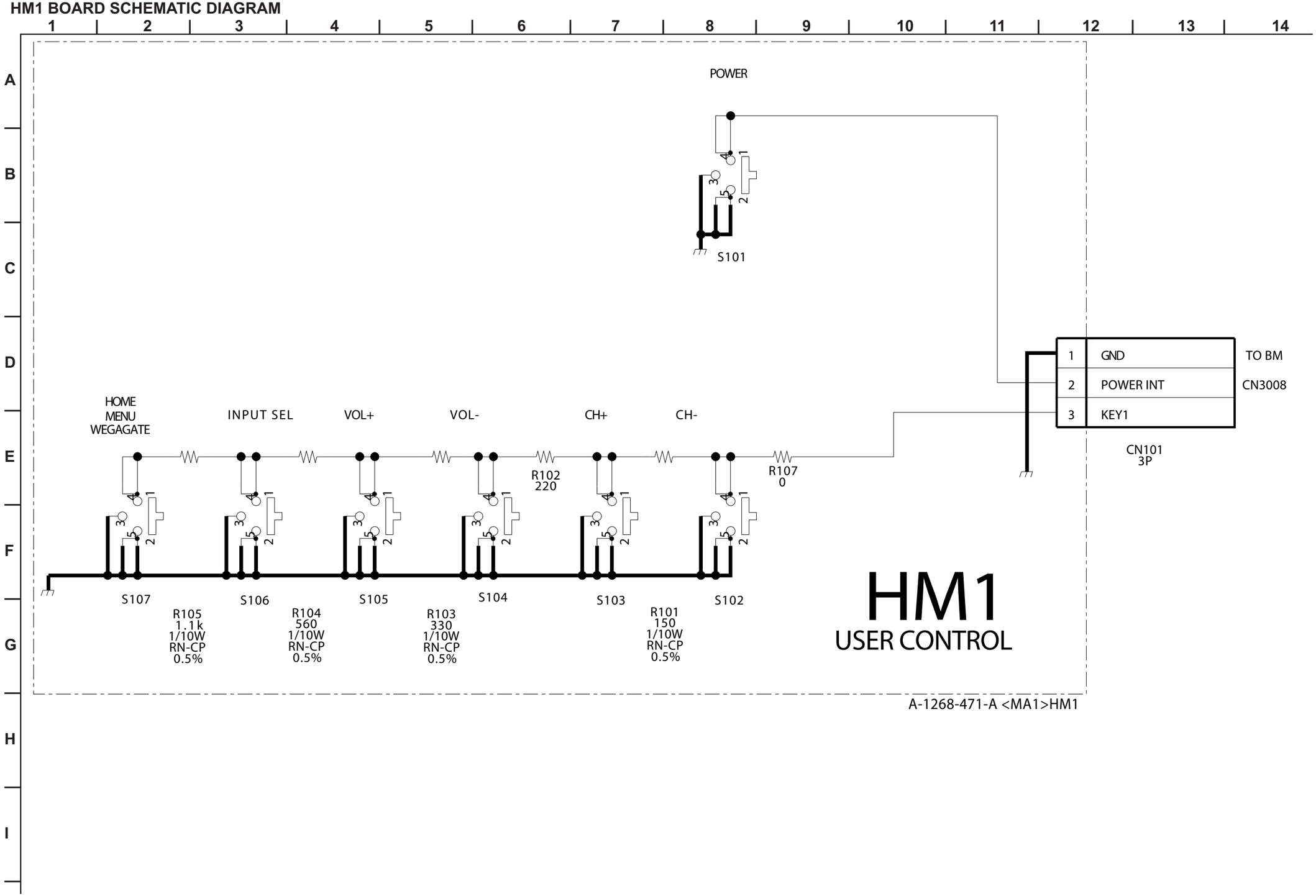

HM1 [USER CONTROL]

COMPONENT SIDE

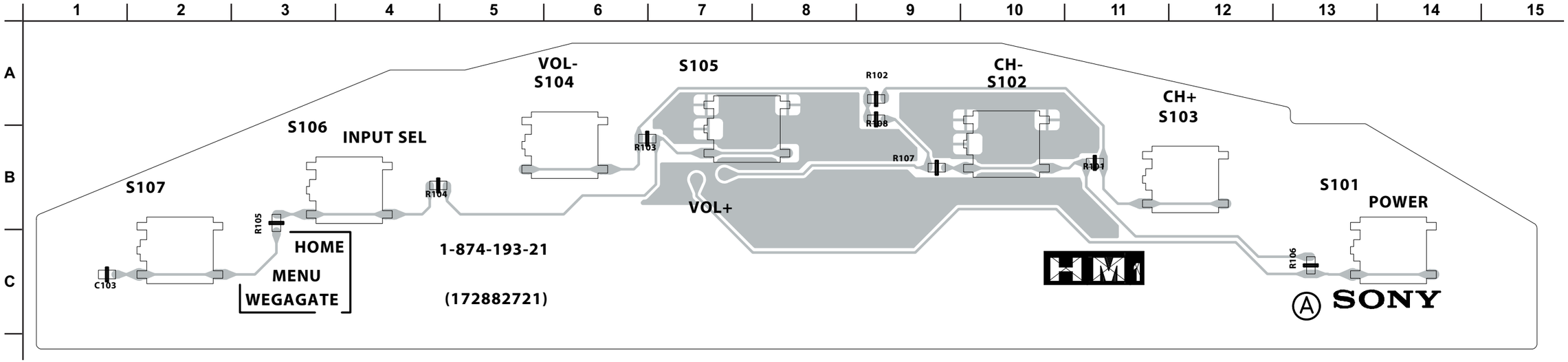

HM1 [USER CONTROL]

CONDUCTOR SIDE

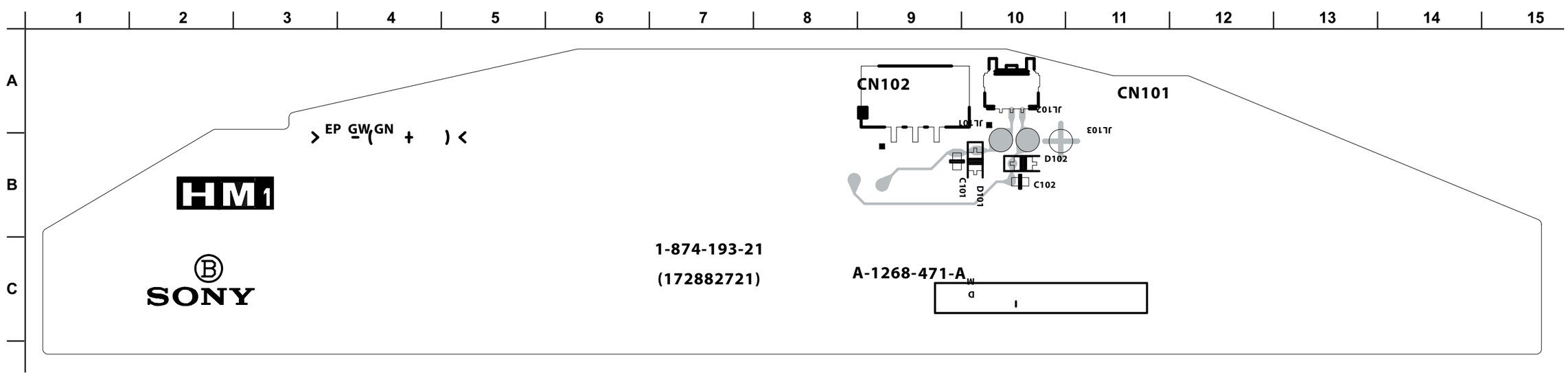

HM3 BOARD SCHEMATIC DIAGRAM

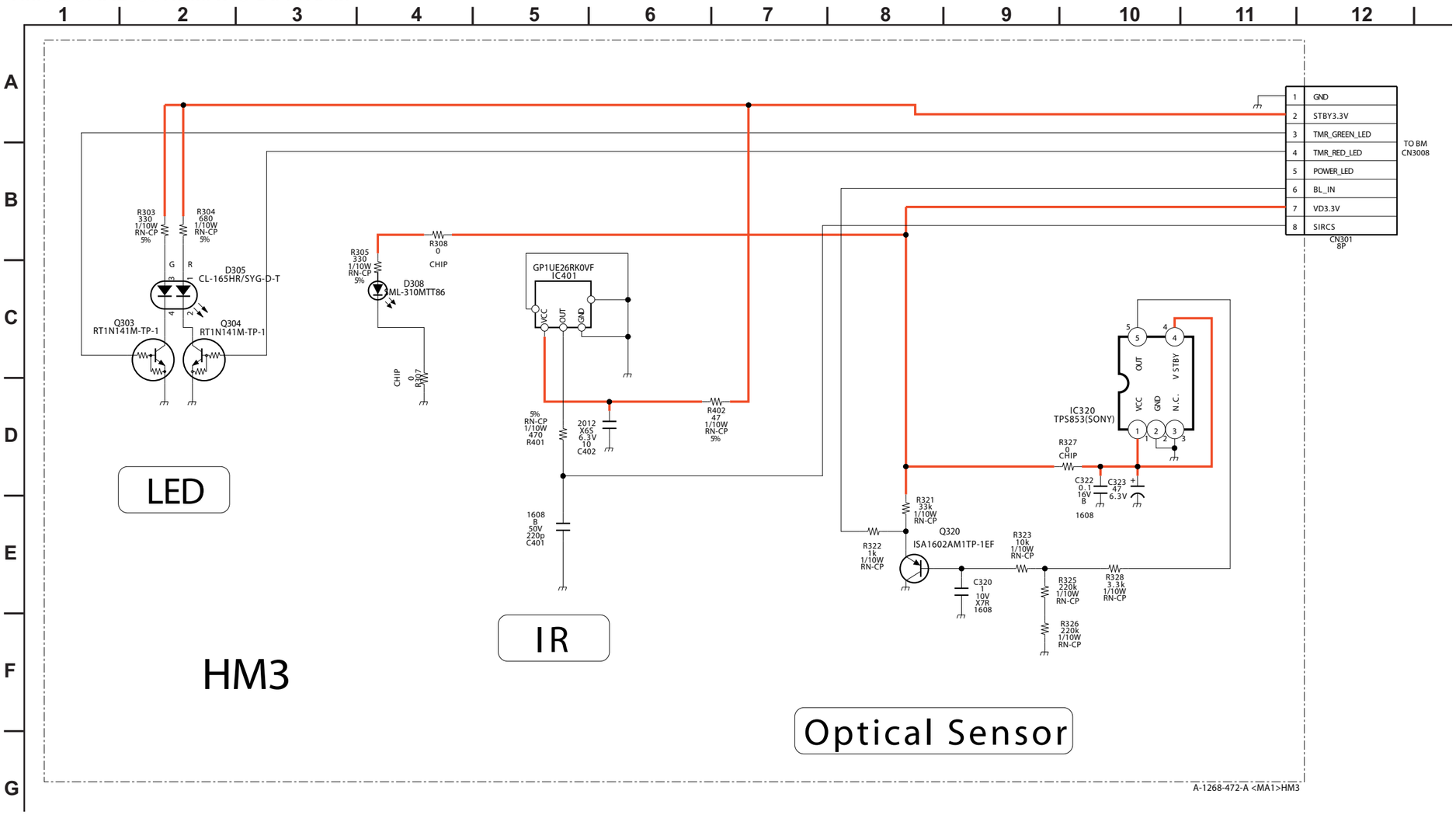

HM3 [OPTICAL SENSOR]

COMPONENT SIDE

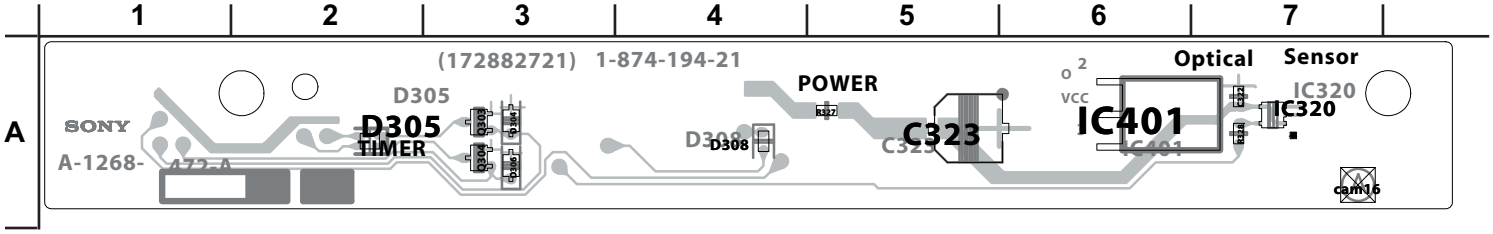

HM3 [OPTICAL SENSOR]

CONDUCTOR SIDE

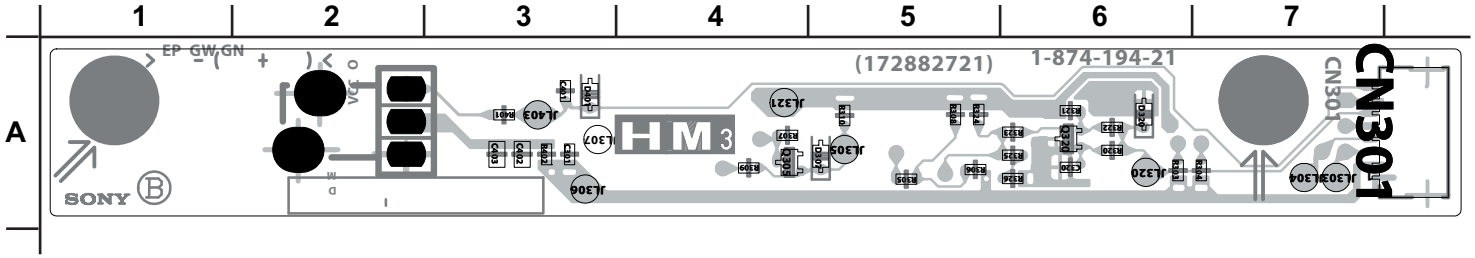

UM BOARD SCHEMATIC DIAGRAM

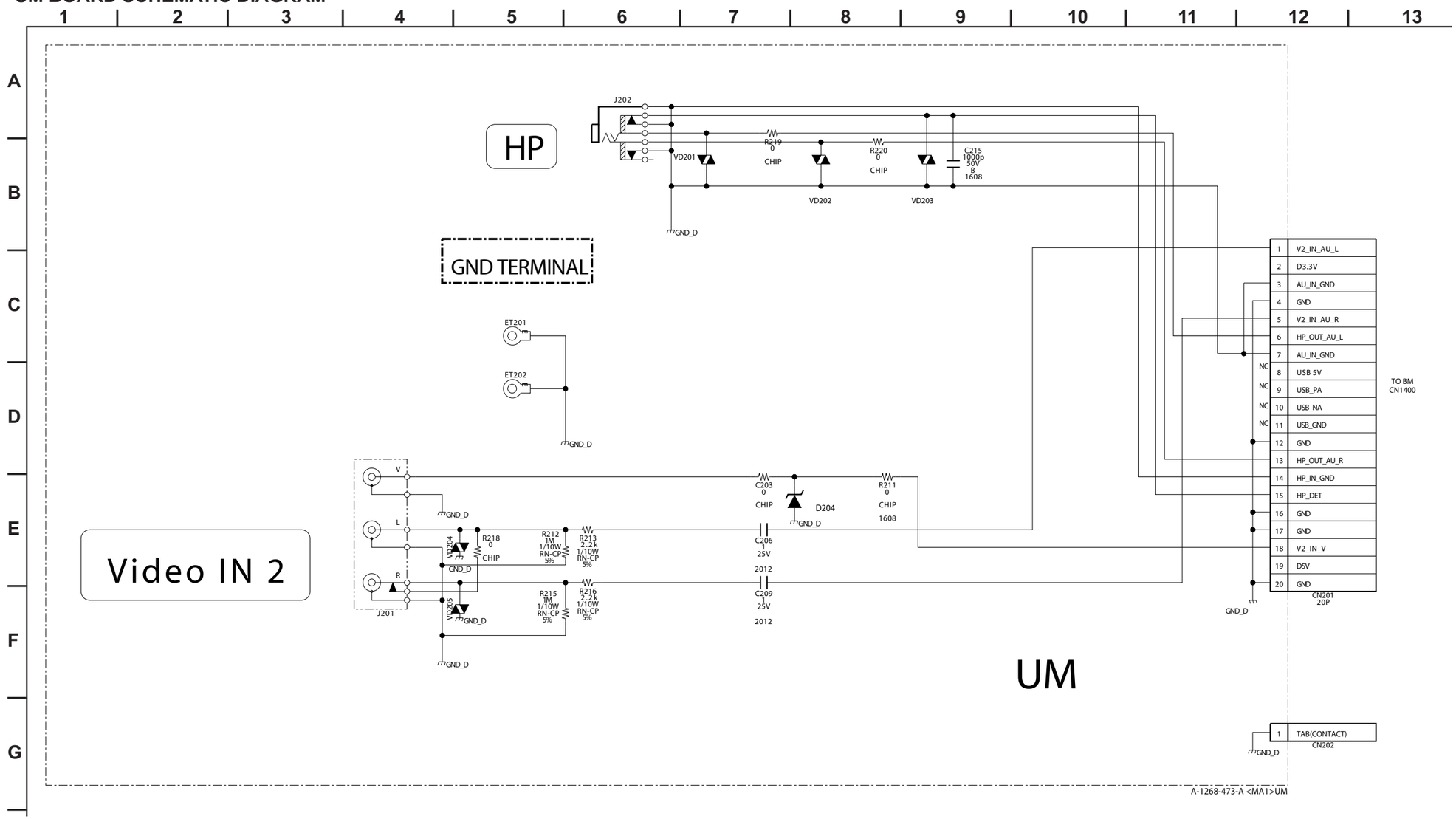

UM [VIDEO 2 IN]
COMPONENT SIDE

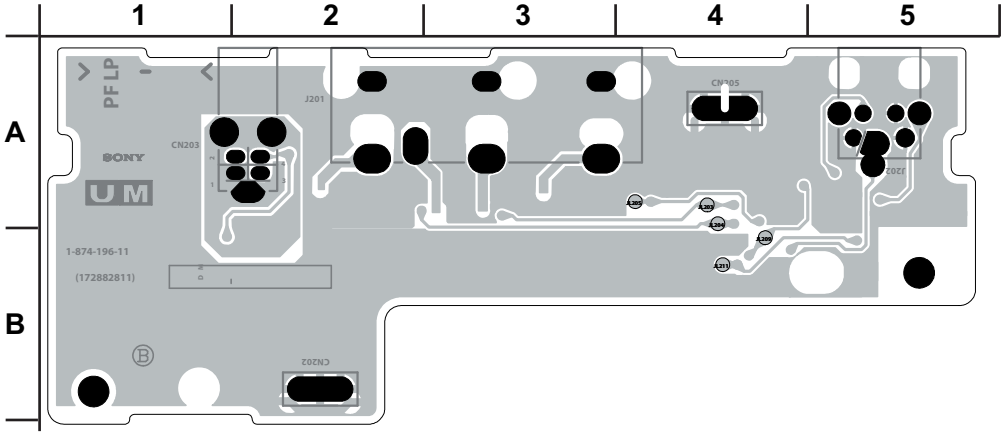

UM [VIDEO 2 IN]
CONDUCTOR SIDE

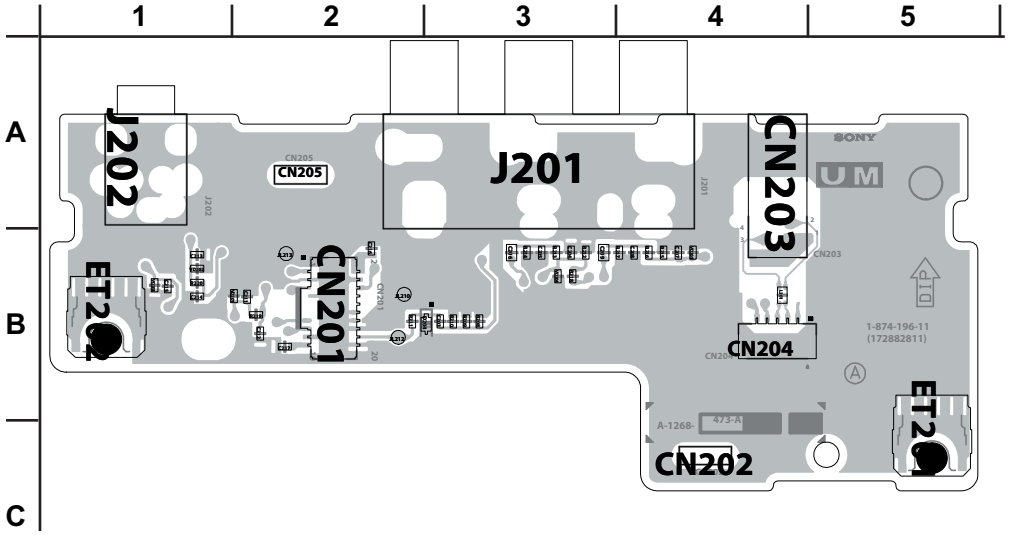

3-6. SEMICONDUCTORS

IC

BA00AST-V5

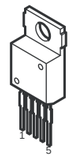

BA05FP-E2
BA09FP-E2
S-1111B33MC-NYSTFG
S-80928CNMC-G8YT2G
TC7SZ125FU(TE85R)

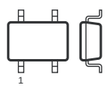

5Pin CHIP

BA18BC0FP-E2
BA25BC0FP-E2

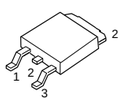

BR24L02F-WE2
CS4335-KSZR
FA5501N-TE1
LM75CIMX-3
M24128-BWMN6T(A)
M24C02-WMN6T(B)
NJM2521V(TE2)
NJM3414AV(TE2)
RC4558DR
RC4558PWR

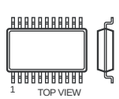

8Pin SOP

CD4052BNSR
FMS6418AM16X

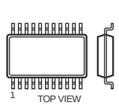

16Pin SOP

CXA2188Q-T4

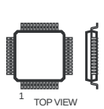

40Pin QFP

EM6A9320BI-5MG

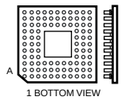

144Pin PGA

HD6433692A39FXV
HD64F3694FXV-DA4
TPA3004D2PHPR

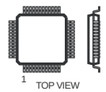

48Pin QFP

HD64F2378-12681-01

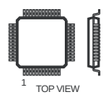

144Pin QFP

L88M05T-FA-TL

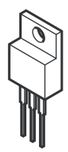

M52347FP-TE

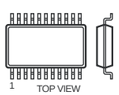

20Pin SOP

MM1431ATT

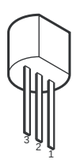

NJW1149AFH1

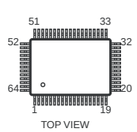

PQ1CY1032ZP

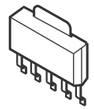

PQ1CZ41H2ZPH

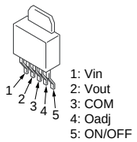

RV5C387A-E2-FB

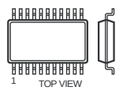

SII9993CTG100

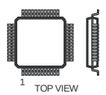

100Pin QFP

SN74LV132APWR
SN74LVC14APWR

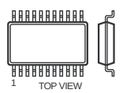

14Pin SOP

STR-A6169

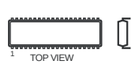

8Pin DIP

TK11819MTL

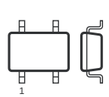

6Pin CHIP

TRANSISTOR

DTC114EU
DTC114EUAFT106

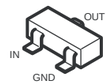

DTC114EUA-T106
DTC115EUA-T106
DTC144WKA-T146
DTC314TK-T-146
DTC323TK
DTC323TKT146
MUN2211T1
MUN2212T1
MUN5213T1
PDTC114EK-115
UN2211
2PA1576R-115
2PC4081R-115
2PD601AR-115
2SA1037AK-T146-QR
2SA1037AK-T146-R
2SA1576A-T106-QR
2SA1774R
2SA1774TL-QR
2SC1623-L5L6
2SC2412K-T-146-QR
2SC4081-R
2SC4081T106R
2SC4617R
2SC4617TL-QR
2SD2114K
2SD601A-Q-TX

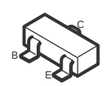

FDS6690A

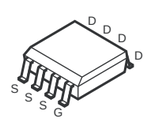

HN1B01FU-TE85R

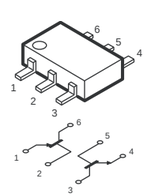

SSM6N15FU(TE85R)

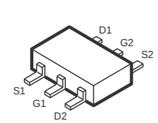

2SB1122-S
2SB1122-ST-TD-E
2SD1621-ST
2SD1621ST-TD-E

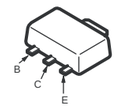

2SD2114KT146

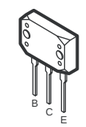

2SK2158-T2B

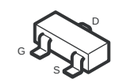

DIODE

BAS316-115
EP05FA20
MM3Z10VT1
MM3Z11VT1
MM3Z13VT1
MM3Z18VST1
MM3Z22VT1
MM3Z2V4T1
MM3Z5V6ST1
MM3Z6V2ST1
MM3Z6V8ST1
MM3Z8V2ST1

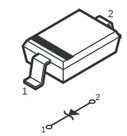

BAT54HT1
DTZ10B
HZU5.6GTRF
MA113-(TX)
MMDL914T1
RD5.6SB-T1
UDZ-TE-17-18B
UDZ-TE-17-6.2B
UDZ-TE-17-6.8B

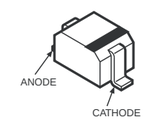

D10SBS4
D10SBS4F
D2SB60A-F04
D4SB60L



D10SC6M

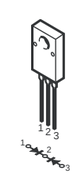

D1NL40-TA2
D1NL40-TR2
ERA22-08

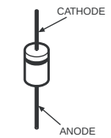

D1NS6
D1NS6-TR
ERA22-06AVRBT
UF4005PKG23
10ERB20-TB3
1N5404TU

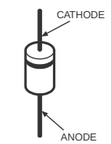

EC10QS-04
EC10QS04-TE12L5

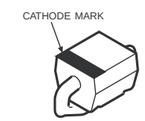

EC21QS03L-TE12L
P6SMBJ30A-5
PTZ-TE25-3.9B

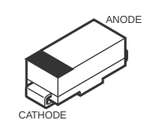

ERA22-08KFLB

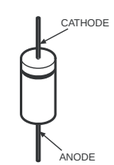

FSF05A60

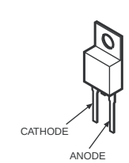

HN1D03FU-TE85L
HN1D03FU-TE85R

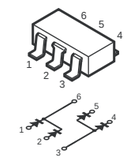

M1FM3

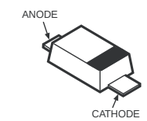

MA132WK
MA132WK-TX
MA151WK-TX
1SS184

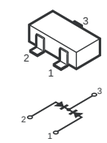

UDZSTE-1710B

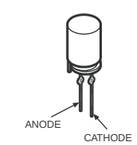

UMZ16NT106

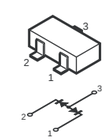

1PS302

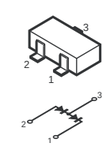

SML-020MVT-T86

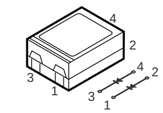

SML-310LTT86

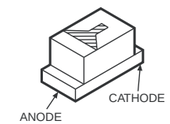

SECTION 4: EXPLODED VIEWS

Components not identified by a part number or description are not stocked because they are seldom required for routine service.

The component parts of an assembly are indicated by the reference numbers in the far right column of the parts list and within the dotted lines of the diagram.

* Items marked with an asterisk are not stocked since they are seldom required for routine service. Expect some delay when ordering these components.

NOTE: The components identified by shading and ⚠ mark are critical for safety. Replace only with part number specified.

NOTE: Les composants identifies per un trame et une marque ⚠ sont critiques pour la securite. Ne les remplacer que par une piece portant le numero specifie.

NOTE: The components identified by a red outline and a 🔒 mark contain confidential information. Specific instructions must be adhered to whenever these components are repaired and/or replaced.
See Appendix A: Encryption Key Components in the back of this manual.

4-1. REAR COVER ASSEMBLY AND STAND ASSEMBLY

(Check the Sony Electronics Service Information website for any additional service related issues for this model.)

■	7-685-648-79	SCREW +BVTP 3X12 TYPE2 TT(B)
☆	2-580-640-01	SCREW, +BVTP2 4X16
●	2-580-608-01	SCREW, +PSW M5X16
▽	2-580-644-01	SCREW, +KTP2 3X8
▲	2-580-606-01	SCREW, +PSW M5X8

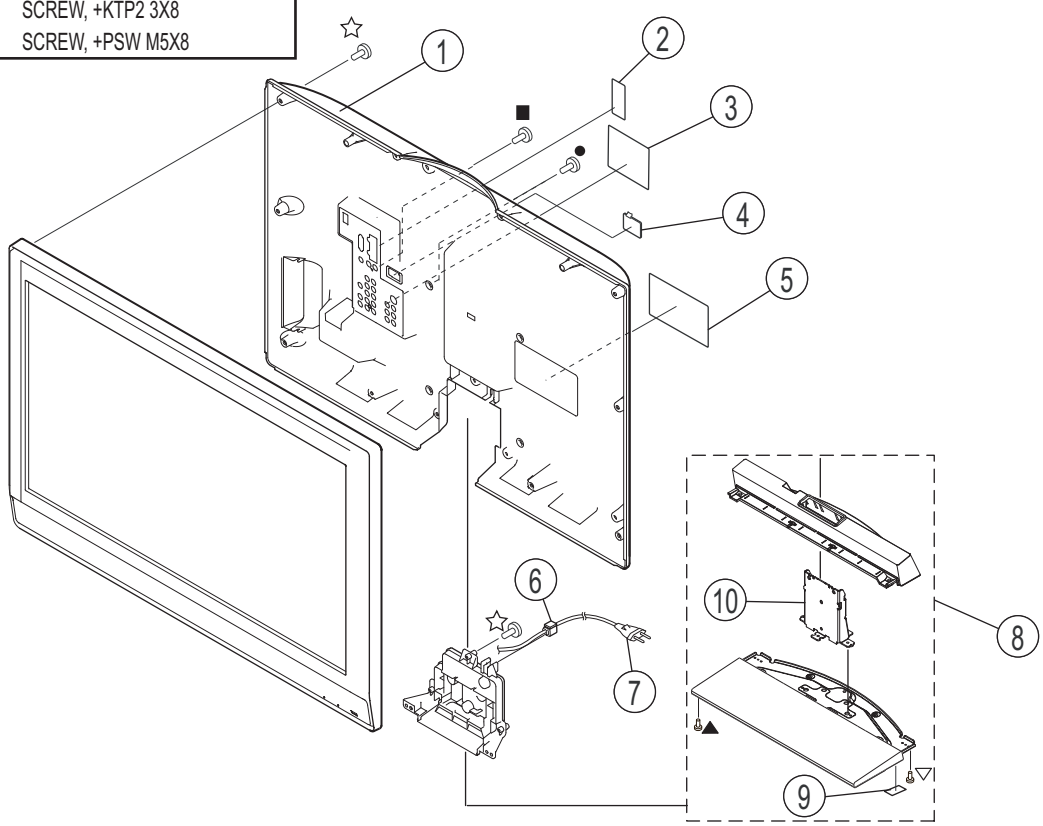

	REF. NO.	PART NO.	DESCRIPTION	[ASSEMBLY INCLUDES]
	1	3-210-430-01	COVER, REAR (26) (KDL-26M3000/26ML130 ONLY)	
	1	3-210-439-01	COVER, REAR (32) (KDL-32M3000/32ML130 ONLY)	
	2	3-217-797-01	LABEL, HDMI	
	3	3-213-435-01	LABEL, REAR TERMINAL	
	4	3-210-448-01	COVER, ECS	
*	5	3-270-540-01	LABEL, INFORMATION (KDL-26M3000 US/CND MODEL ONLY)	
*	5	3-270-542-01	LABEL, INFORMATION (KDL-26ML130 ONLY)	
*	5	3-272-480-01	LABEL, INFORMATION (KDL-26M3000 LN/LS MODELS ONLY)	
*	5	3-213-436-01	LABEL, INFORMATION (KDL-32M3000 US/CND MODEL ONLY)	
*	5	3-270-543-01	LABEL, INFORMATION (KDL-32ML130 ONLY)	
*	5	3-272-478-01	LABEL, INFORMATION (KDL-32M3000 LN/LS MODELS ONLY)	
	6	4-022-115-00	HOLDER, AC CORD	
⚠	7	1-834-555-11	AC POWER CORD (WITH CONNECTOR) (KDL-26M3000/26ML130/32M3000/32ML130 US/CND MODELS ONLY)	
⚠	7	1-834-554-11	AC POWER CORD WITH CONNECTOR (KDL-26M3000/32M3000 LN/LS MODELS ONLY)	
	8	A-1274-853-A	STAND ASSEMBLY (MA) (KDL-26M3000/32M3000 ONLY)	[9-10]
	8	A-1318-635-A	STAND ASSEMBLY (MA) (KDL-26ML130/32ML130 ONLY)	[9-10]
	9	3-213-762-01	FOOT (15X30)	
	10	3-106-486-01	NECK (M)	

NOTE: The components identified by shading and ⚠ mark are critical for safety. Replace only with part number specified.

NOTE: Les composants identifies per un trame et une marque ⚠ sont critiques pour la securite. Ne les remplacer que par une piece portant le numero specifie.

NOTE: The components identified by a red outline and a 🔒 mark contain confidential information. Specific instructions must be adhered to whenever these components are repaired and/or replaced.
See Appendix A: Encryption Key Components in the back of this manual.

4-2. CHASSIS

(Check the Sony Electronics Service Information website for any additional service related issues for this model.)

■	7-685-648-79	SCREW +BVTP 3X12 TYPE2 TT(B)
★	2-580-629-01	SCREW, +BVST 3X8
△	2-580-591-01	SCREW, +PSW M3X5
●	2-580-608-01	SCREW, +PSW M5X16
□	2-674-965-31	SCREW, +PSW 3SG
☆	4-635-966-01	SCREW (HEX)

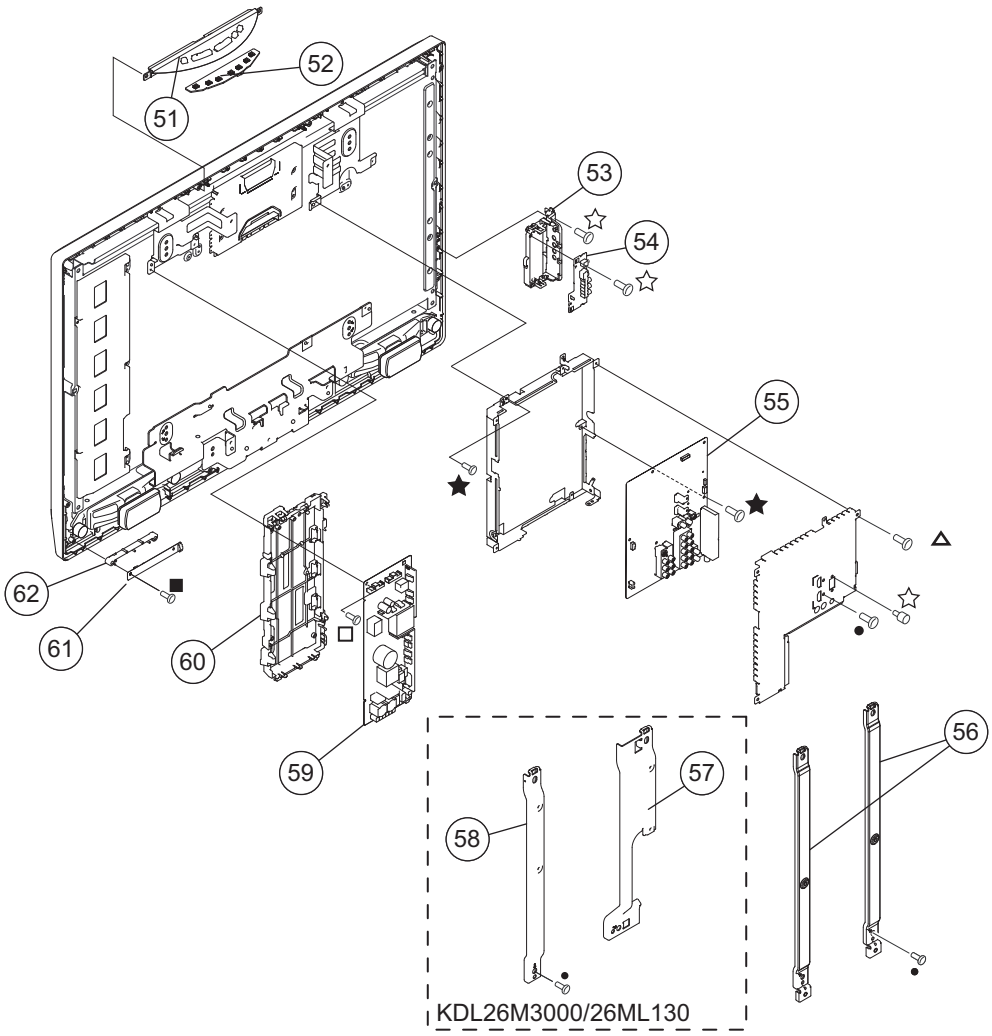

REF. NO.	PART NO.	DESCRIPTION [ASSEMBLY INCLUDES]
51	X-2186-624-1	BUTTON, MULTI ASSEMBLY
52	A-1268-471-A	HM1 BOARD, MOUNTED
53	3-268-323-11	HOLDER, SIDE JACK (S) (KDL-26M3000/26ML130 ONLY)
53	3-106-473-21	HOLDER, SIDE JACK(M) (KDL-32M3000/32ML130 ONLY)
54	A-1268-473-A	UM BOARD, MOUNTED
🔒 55	A-1376-787-A	BM BOARD, MOUNTED (KDL-26M3000/26ML130 ONLY)
🔒 55	A-1376-788-A	BM BOARD, MOUNTED (KDL-32M3000/32ML130 ONLY)
56	X-2177-549-1	VESA ARM(32) ASSEMBLY (KDL-32M3000/32ML130 ONLY)
57	X-2178-787-1	ARM ASSEMBLY, VESA (26L) (KDL-26M3000/26ML130 ONLY)
58	X-2178-788-1	ARM ASSEMBLY, VESA (26R) (KDL-26M3000/26ML130 ONLY)
59	A-1315-710-A	G1M BOARD, MOUNTED
* 60	3-106-471-11	BRACKET, G1
61	A-1268-472-A	HM3 BOARD, MOUNTED
62	3-210-445-01	GUIDE, LIGHT

NOTE: The components identified by shading and ⚠ mark are critical for safety. Replace only with part number specified.

NOTE: Les composants identifies per un trame et une marque ⚠ sont critiques pour la securite. Ne les remplacer que par une piece portant le numero specifie.

NOTE: The components identified by a red outline and a 🔒 mark contain confidential information. Specific instructions must be adhered to whenever these components are repaired and/or replaced.
See Appendix A: Encryption Key Components in the back of this manual.

4-3. CONNECTORS

(Check the Sony Electronics Service Information website for any additional service related issues for this model.)

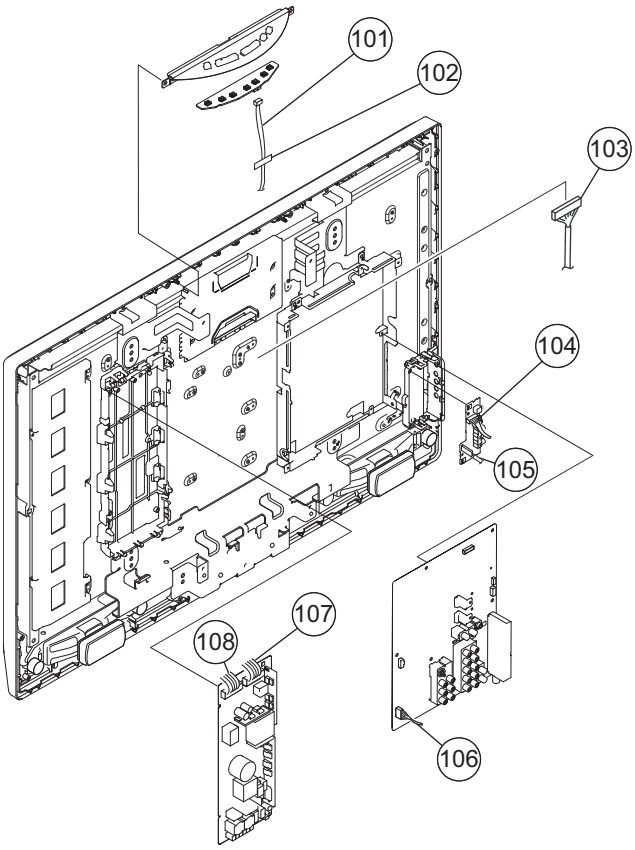

REF. NO.	PART NO.	DESCRIPTION [ASSEMBLY INCLUDES]
101	1-910-038-35	CONN ASSEMBLY, 11P MM CRIMP 550 (KDL-26M3000/26ML130 ONLY)
101	1-910-038-28	CONN ASSEMBLY, 11P MM CRIMP 690 (KDL-32M3000/32ML130 ONLY)
102	2-688-062-01	TAPE (LCD)
103	1-834-383-11	LVDS CABLE
104	1-910-038-33	CONN ASSEMBLY, 20P MM CRIMP 210
105	1-910-038-32	WIRE ASSEMBLY, FASTON TERMINAL
106	1-910-038-30	CONN ASSEMBLY, 4P SPEAKER FASTON (KDL-26M3000/26ML130 ONLY)
106	1-910-038-07	FI CONNECTOR ASSEMBLY 30P (KDL-32M3000/32ML130 ONLY)
107	1-910-038-29	CONN ASSEMBLY, 12P MM CRIMP 450
108	1-910-038-36	CONN ASSEMBLY, 14P MM CRIMP 300 (KDL-26M3000/26ML130 ONLY)
108	1-910-038-31	CONN ASSEMBLY, 14P MM CRIMP 420 (KDL-32M3000/32ML130 ONLY)

NOTE: The components identified by shading and ⚠ mark are critical for safety. Replace only with part number specified.

NOTE: Les composants identifies per un trame et une marque ⚠ sont critiques pour la securite. Ne les remplacer que par une piece portant le numero specifie.

NOTE: The components identified by a red outline and a 🔒 mark contain confidential information. Specific instructions must be adhered to whenever these components are repaired and/or replaced.
See Appendix A: Encryption Key Components in the back of this manual.

4-4. BEZEL ASSEMBLY, LCD PANEL AND SPEAKERS

(Check the Sony Electronics Service Information website for any additional service related issues for this model.)

☆	2-580-654-01	SCREW, +PWTP2 4X16 (KDL-32M3000/32ML130 ONLY)
●	2-580-600-01	SCREW, +PSW M4X8

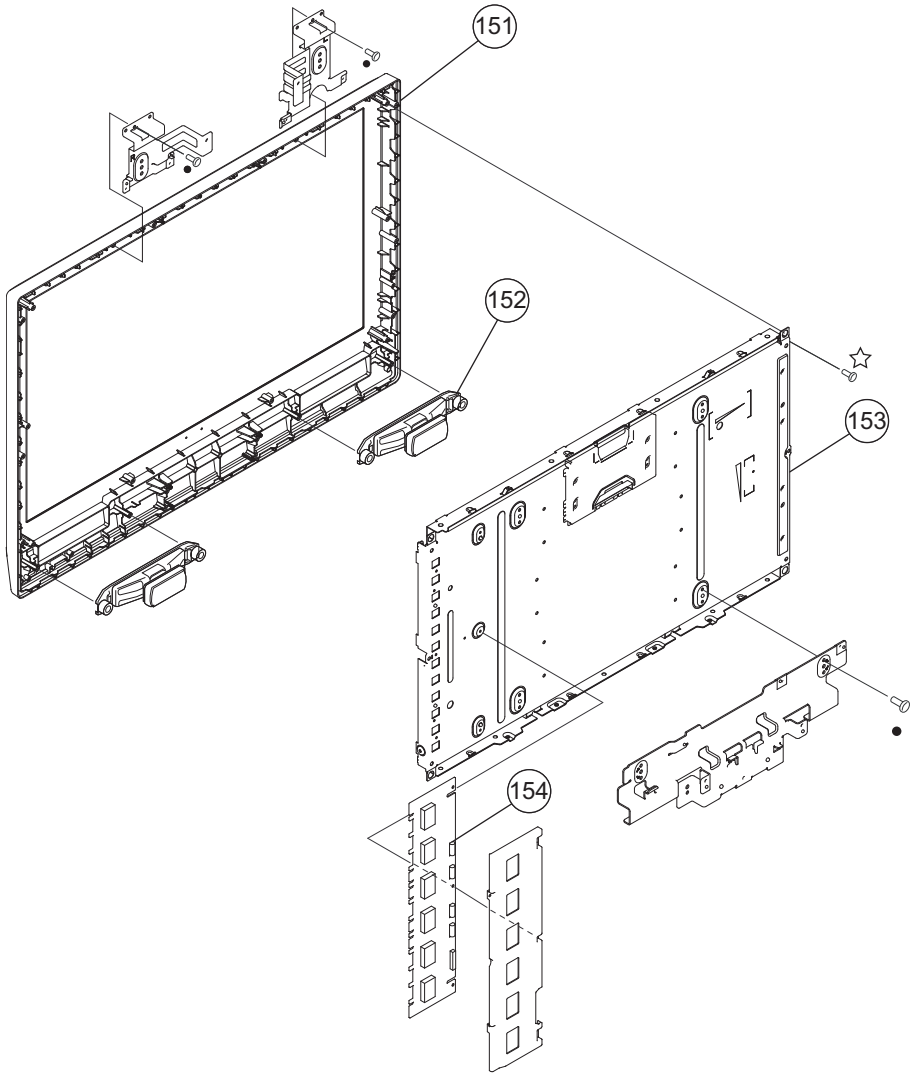

REF. NO.	PART NO.	DESCRIPTION	[ASSEMBLY INCLUDES]
151	X-2178-368-1	BEZEL ASSEMBLY (26) (KDL-26M3000 ONLY)	
151	X-2179-761-1	BEZEL ASSEMBLY (26) (KDL-26ML130 ONLY)	
151	X-2178-370-1	BEZEL ASSEMBLY (32) (KDL-32M3000 ONLY)	
151	X-2178-439-1	BEZEL ASSEMBLY (32) (KDL-32ML130 ONLY)	
152	1-826-363-11	LOUDSPEAKER (4.2X15CM)	
153	1-802-268-11	LCD PANEL 26INCH WXGA TFT (KDL-26M3000/26ML130 ONLY)	
153	1-802-494-11	LCD PANEL (32 INCH WXGA TFT) (KDL-32M3000/32ML130 ONLY)	
154	1-789-720-11	ETC-INVERTER MT BOARD (KDL-26M3000/26ML130 ONLY)	
154	1-789-907-11	ETC-INVERTER MT BOARD (KDL-32M3000/32ML130 ONLY)	

SECTION 5: ELECTRICAL PARTS LIST

NOTE: The components identified by shading and ⚠ mark are critical for safety. Replace only with part number specified.

NOTE: Les composants identifies per un trame et une marque ⚠ sont critiques pour la securite. Ne les remplacer que par une piece portant le numero specifie.

* Items marked with an asterisk are not stocked since they are seldom required for routine service. Expect some delay when ordering these components.

NOTE: The components identified by a red outline and a 🔒 mark contain confidential information. Specific instructions must be adhered to whenever these components are repaired and/or replaced.
See Appendix A: Encryption Key Components in the back of this manual.

BM

RESISTORS
- All resistors are in ohms
- F : nonflammable
- All variable and adjustable resistors have characteristic curve B, unless otherwise noted.

When ordering parts by reference number, please include the board name.

BM

REF. NO.	PART NO.	DESCRIPTION	VALUES		
🔒	A-1376-787-A	BM BOARD, MOUNTED (KDL-26M3000/26ML130 ONLY)			
🔒	A-1376-788-A	BM BOARD, MOUNTED (KDL-32M3000/32ML130 ONLY)			
	2-586-175-11	SHEET B, RADIATION			
	4-098-157-01	HEAT SINK (DTT)			
	CONTACT TERMINAL				
A7301	1-694-974-21	CONTACT TERMINAL			
A7302	1-694-974-21	CONTACT TERMINAL			
	CAPACITOR				
C1005	1-127-573-11	CERAMIC CHIP	1μF	10%	16V
C1007	1-127-573-11	CERAMIC CHIP	1μF	10%	16V
C1010	1-127-573-11	CERAMIC CHIP	1μF	10%	16V
C1012	1-127-573-11	CERAMIC CHIP	1μF	10%	16V
C1100	1-127-573-11	CERAMIC CHIP	1μF	10%	16V
C1102	1-127-573-11	CERAMIC CHIP	1μF	10%	16V
C1130	1-127-573-11	CERAMIC CHIP	1μF	10%	16V
C1132	1-127-573-11	CERAMIC CHIP	1μF	10%	16V
C1403	1-100-905-11	CERAMIC CHIP	0.001μF	10%	50V
C1714	1-127-573-11	CERAMIC CHIP	1μF	10%	16V
C1715	1-127-573-11	CERAMIC CHIP	1μF	10%	16V
C1722	1-162-964-11	CERAMIC CHIP	0.001μF	10%	50V
C1723	1-162-964-11	CERAMIC CHIP	0.001μF	10%	50V
C1724	1-127-573-11	CERAMIC CHIP	1μF	10%	16V
C1725	1-127-573-11	CERAMIC CHIP	1μF	10%	16V
C1726	1-165-492-21	ELECT CHIP	100μF	20%	10V
C1727	1-165-492-21	ELECT CHIP	100μF	20%	10V
C1728	1-165-492-21	ELECT CHIP	100μF	20%	10V
C1729	1-165-492-21	ELECT CHIP	100μF	20%	10V
C1730	1-164-156-11	CERAMIC CHIP	0.1μF		25V
C1731	1-100-588-21	ELECT CHIP	1000μF	20%	6.3V
C1732	1-165-492-21	ELECT CHIP	100μF	20%	10V
C1733	1-165-492-21	ELECT CHIP	100μF	20%	10V
C1736	1-216-296-11	SHORT CHIP			
C1739	1-216-296-11	SHORT CHIP			
C1742	1-216-296-11	SHORT CHIP			
C1745	1-216-296-11	SHORT CHIP			
C1752	1-164-933-11	CERAMIC CHIP	220pF	10%	50V
C1753	1-164-933-11	CERAMIC CHIP	220pF	10%	50V
C1754	1-112-066-11	CERAMIC CHIP	10μF	10%	10V
C1755	1-100-588-21	ELECT CHIP	1000μF	20%	6.3V
C1756	1-100-055-11	CERAMIC CHIP	22μF	20%	16V
C2000	1-126-395-11	ELECT CHIP	22μF	20%	16V
C2069	1-125-889-11	CERAMIC CHIP	2.2μF	10%	10V
C2070	1-125-889-11	CERAMIC CHIP	2.2μF	10%	10V
C2073	1-125-889-11	CERAMIC CHIP	2.2μF	10%	10V
C2074	1-100-764-21	ELECT CHIP	4.7μF	20%	25V
C2075	1-100-764-21	ELECT CHIP	4.7μF	20%	25V
C2077	1-126-396-11	ELECT CHIP	47μF	20%	16V
C2078	1-125-889-11	CERAMIC CHIP	2.2μF	10%	10V
C2081	1-162-959-11	CERAMIC CHIP	330pF	5%	50V
C2084	1-162-959-11	CERAMIC CHIP	330pF	5%	50V
C2085	1-126-396-11	ELECT CHIP	47μF	20%	16V
C2086	1-100-905-11	CERAMIC CHIP	0.001μF	10%	50V
C2090	1-100-597-91	CERAMIC CHIP	0.1μF	10%	25V
C2091	1-125-889-11	CERAMIC CHIP	2.2μF	10%	10V
C2092	1-125-889-11	CERAMIC CHIP	2.2μF	10%	10V
C2094	1-162-959-11	CERAMIC CHIP	330pF	5%	50V
C2095	1-100-597-91	CERAMIC CHIP	0.1μF	10%	25V
C2096	1-162-959-11	CERAMIC CHIP	330pF	5%	50V
C2097	1-100-597-91	CERAMIC CHIP	0.1μF	10%	25V
C2098	1-100-597-91	CERAMIC CHIP	0.1μF	10%	25V
C2100	1-135-366-11	ELECT CHIP	100μF	20%	16V
C2101	1-100-905-11	CERAMIC CHIP	0.001μF	10%	50V
C2102	1-100-905-11	CERAMIC CHIP	0.001μF	10%	50V

BM

REF. NO.	PART NO.	DESCRIPTION	VALUES		
C2103	1-100-764-21	ELECT CHIP	4.7μF	20%	25V
C2104	1-100-764-21	ELECT CHIP	4.7μF	20%	25V
C2105	1-100-764-21	ELECT CHIP	4.7μF	20%	25V
C2106	1-100-764-21	ELECT CHIP	4.7μF	20%	25V
C2107	1-126-396-11	ELECT CHIP	47μF	20%	16V
C2111	1-100-597-91	CERAMIC CHIP	0.1μF	10%	25V
C2112	1-100-764-21	ELECT CHIP	4.7μF	20%	25V
C2113	1-112-777-11	CERAMIC CHIP	0.01μF	10%	25V
C2114	1-100-764-21	ELECT CHIP	4.7μF	20%	25V
C2115	1-115-340-11	CERAMIC CHIP	0.22μF	10%	25V
C2116	1-115-340-11	CERAMIC CHIP	0.22μF	10%	25V
C2117	1-100-905-11	CERAMIC CHIP	0.001μF	10%	50V
C2118	1-100-905-11	CERAMIC CHIP	0.001μF	10%	50V
C2119	1-115-340-11	CERAMIC CHIP	0.22μF	10%	25V
C2120	1-115-340-11	CERAMIC CHIP	0.22μF	10%	25V
C2121	1-100-905-11	CERAMIC CHIP	0.001μF	10%	50V
C2123	1-112-797-11	ELECT CHIP	470μF	20%	25V
C2124	1-135-349-21	ELECT CHIP	22μF	20%	20V
C2125	1-100-597-91	CERAMIC CHIP	0.1μF	10%	25V
C2126	1-100-912-11	CERAMIC CHIP	1μF	10%	25V
C2127	1-100-912-11	CERAMIC CHIP	1μF	10%	25V
C2128	1-135-349-21	ELECT CHIP	22μF	20%	20V
C2129	1-100-597-91	CERAMIC CHIP	0.1μF	10%	25V
C2130	1-100-597-91	CERAMIC CHIP	0.1μF	10%	25V
C2131	1-126-396-11	ELECT CHIP	47μF	20%	16V
C2132	1-115-340-11	CERAMIC CHIP	0.22μF	10%	25V
C2133	1-115-340-11	CERAMIC CHIP	0.22μF	10%	25V
C2134	1-125-889-11	CERAMIC CHIP	2.2μF	10%	10V
C2135	1-125-889-11	CERAMIC CHIP	2.2μF	10%	10V
C2136	1-115-340-11	CERAMIC CHIP	0.22μF	10%	25V
C2137	1-115-340-11	CERAMIC CHIP	0.22μF	10%	25V
C2138	1-115-340-11	CERAMIC CHIP	0.22μF	10%	25V
C2139	1-115-340-11	CERAMIC CHIP	0.22μF	10%	25V
C2140	1-125-889-11	CERAMIC CHIP	2.2μF	10%	10V
C2141	1-125-889-11	CERAMIC CHIP	2.2μF	10%	10V
C2142	1-164-874-11	CERAMIC CHIP	100pF	5%	50V
C2143	1-125-889-11	CERAMIC CHIP	2.2μF	10%	10V
C2144	1-164-874-11	CERAMIC CHIP	100pF	5%	50V
C2145	1-100-591-91	CERAMIC CHIP	1μF	10%	25V
C2146	1-100-591-91	CERAMIC CHIP	1μF	10%	25V
C2149	1-126-396-11	ELECT CHIP	47μF	20%	16V
C2150	1-126-396-11	ELECT CHIP	47μF	20%	16V
C2156	1-100-597-91	CERAMIC CHIP	0.1μF	10%	25V
C2157	1-100-597-91	CERAMIC CHIP	0.1μF	10%	25V
C2158	1-100-597-91	CERAMIC CHIP	0.1μF	10%	25V
C2159	1-100-905-11	CERAMIC CHIP	0.001μF	10%	50V
C2160	1-100-905-11	CERAMIC CHIP	0.001μF	10%	50V
C2161	1-100-905-11	CERAMIC CHIP	0.001μF	10%	50V
C2168	1-162-979-11	CERAMIC CHIP	0.0027μF	10%	50V
C2169	1-162-979-11	CERAMIC CHIP	0.0027μF	10%	50V
C2170	1-162-979-11	CERAMIC CHIP	0.0027μF	10%	50V
C2171	1-162-979-11	CERAMIC CHIP	0.0027μF	10%	50V
C2172	1-124-779-00	ELECT CHIP	10μF	20%	16V
C2173	1-124-779-00	ELECT CHIP	10μF	20%	16V
C2174	1-135-366-11	ELECT CHIP	100μF	20%	16V
C2175	1-124-779-00	ELECT CHIP	10μF	20%	16V
C2176	1-100-764-21	ELECT CHIP	4.7μF	20%	25V
C2177	1-100-764-21	ELECT CHIP	4.7μF	20%	25V
C2178	1-100-597-91	CERAMIC CHIP	0.1μF	10%	25V
C2179	1-100-597-91	CERAMIC CHIP	0.1μF	10%	25V
C2180	1-100-597-91	CERAMIC CHIP	0.1μF	10%	25V
C2181	1-124-779-00	ELECT CHIP	10μF	20%	16V
C2182	1-124-779-00	ELECT CHIP	10μF	20%	16V
C2183	1-124-779-00	ELECT CHIP	10μF	20%	16V
C2185	1-126-396-11	ELECT CHIP	47μF	20%	16V
C2186	1-126-396-11	ELECT CHIP	47μF	20%	16V
C2195	1-100-597-91	CERAMIC CHIP	0.1μF	10%	25V
C2196	1-100-764-21	ELECT CHIP	4.7μF	20%	25V
C2197	1-100-764-21	ELECT CHIP	4.7μF	20%	25V
C2198	1-112-777-11	CERAMIC CHIP	0.01μF	10%	25V
C2199	1-112-777-11	CERAMIC CHIP	0.01μF	10%	25V
C2200	1-127-573-11	CERAMIC CHIP	1μF	10%	16V
C2201	1-127-573-11	CERAMIC CHIP	1μF	10%	16V
C2204	1-100-764-21	ELECT CHIP	4.7μF	20%	25V
C2205	1-100-764-21	ELECT CHIP	4.7μF	20%	25V
C2206	1-100-764-21	ELECT CHIP	4.7μF	20%	25V
C2207	1-100-764-21	ELECT CHIP	4.7μF	20%	25V
C2208	1-164-938-11	CERAMIC CHIP	0.0015μF	10%	50V
C2209	1-164-938-11	CERAMIC CHIP	0.0015μF	10%	50V
C2210	1-164-938-11	CERAMIC CHIP	0.0015μF	10%	50V
C2211	1-164-938-11	CERAMIC CHIP	0.0015μF	10%	50V
C2212	1-164-938-11	CERAMIC CHIP	0.0015μF	10%	50V
C2213	1-164-938-11	CERAMIC CHIP	0.0015μF	10%	50V
C2214	1-164-938-11	CERAMIC CHIP	0.0015μF	10%	50V
C2215	1-164-938-11	CERAMIC CHIP	0.0015μF	10%	50V
C2216	1-100-756-91	CERAMIC CHIP	0.047μF		50V
C2217	1-125-889-11	CERAMIC CHIP	2.2μF	10%	10V
C2218	1-125-889-11	CERAMIC CHIP	2.2μF	10%	10V
C2221	1-125-889-11	CERAMIC CHIP	2.2μF	10%	10V
C2223	1-125-889-11	CERAMIC CHIP	2.2μF	10%	10V

BM

REF. NO.	PART NO.	DESCRIPTION	VALUES		
C3005	1-100-906-11	CERAMIC CHIP	0.01μF	10%	16V
C3006	1-100-906-11	CERAMIC CHIP	0.01μF	10%	16V
C3007	1-100-906-11	CERAMIC CHIP	0.01μF	10%	16V
C3010	1-100-916-11	CERAMIC CHIP	0.1μF	10%	16V
C3011	1-126-206-11	ELECT CHIP	100μF	20%	6.3V
C3019	1-162-912-11	CERAMIC CHIP	7pF	0.50pF	50V
C3057	1-100-907-11	CERAMIC CHIP	0.1μF	10%	10V
C3062	1-112-066-11	CERAMIC CHIP	10μF	10%	10V
C3063	1-100-907-11	CERAMIC CHIP	0.1μF	10%	10V
C3066	1-100-907-11	CERAMIC CHIP	0.1μF	10%	10V
C3070	1-100-906-11	CERAMIC CHIP	0.01μF	10%	16V
C3072	1-100-905-11	CERAMIC CHIP	0.001μF	10%	50V
C3076	1-165-908-11	CERAMIC CHIP	1μF	10%	10V
C3081	1-112-066-11	CERAMIC CHIP	10μF	10%	10V
C3083	1-100-907-11	CERAMIC CHIP	0.1μF	10%	10V
C3084	1-100-905-11	CERAMIC CHIP	0.001μF	10%	50V
C3110	1-125-777-11	CERAMIC CHIP	0.1μF	10%	10V
C3112	1-100-905-11	CERAMIC CHIP	0.001μF	10%	50V
C3113	1-162-970-11	CERAMIC CHIP	0.01μF	10%	25V
C3114	1-107-826-11	CERAMIC CHIP	0.1μF	10%	16V
C3115	1-162-919-11	CERAMIC CHIP	22pF	5%	50V
C3116	1-162-919-11	CERAMIC CHIP	22pF	5%	50V
C3118	1-126-394-11	ELECT CHIP	10μF	20%	16V
C3119	1-162-970-11	CERAMIC CHIP	0.01μF	10%	25V
C4001	1-100-905-11	CERAMIC CHIP	0.001μF	10%	50V
C4030	1-107-826-11	CERAMIC CHIP	0.1μF	10%	16V
C4033	1-112-777-11	CERAMIC CHIP	0.01μF	10%	25V
C4034	1-112-046-11	CERAMIC CHIP	4.7μF	10%	6.3V
C4035	1-127-573-11	CERAMIC CHIP	1μF	10%	16V
C4040	1-100-905-11	CERAMIC CHIP	0.001μF	10%	50V
C4041	1-164-935-11	CERAMIC CHIP	470pF	10%	50V
C4042	1-164-935-11	CERAMIC CHIP	470pF	10%	50V
C4043	1-164-935-11	CERAMIC CHIP	470pF	10%	50V
C4044	1-164-935-11	CERAMIC CHIP	470pF	10%	50V
C4045	1-164-935-11	CERAMIC CHIP	470pF	10%	50V
C4046	1-164-874-11	CERAMIC CHIP	100pF	5%	50V
C4049	1-100-912-11	CERAMIC CHIP	1μF	10%	25V
C4501	1-100-756-91	CERAMIC CHIP	0.047μF		50V
C4502	1-100-756-91	CERAMIC CHIP	0.047μF		50V
C4503	1-100-756-91	CERAMIC CHIP	0.047μF		50V
C4504	1-100-756-91	CERAMIC CHIP	0.047μF		50V
C4505	1-100-756-91	CERAMIC CHIP	0.047μF		50V
C4506	1-100-756-91	CERAMIC CHIP	0.047μF		50V
C4507	1-164-937-11	CERAMIC CHIP	0.001μF	10%	50V
C4508	1-164-174-11	CERAMIC CHIP	0.0082μF	10%	25V

REF. NO.	PART NO.	DESCRIPTION	VALUES		
C4509	1-100-899-81	CERAMIC CHIP	0.082μF	10%	10V
C4510	1-100-566-91	CERAMIC CHIP	0.1μF	10%	25V
C4511	1-100-566-91	CERAMIC CHIP	0.1μF	10%	25V
C4512	1-100-566-91	CERAMIC CHIP	0.1μF	10%	25V
C4513	1-100-566-91	CERAMIC CHIP	0.1μF	10%	25V
C4514	1-100-765-21	ELECT CHIP	10μF	20%	16V
C4515	1-100-566-91	CERAMIC CHIP	0.1μF	10%	25V
C4516	1-100-566-91	CERAMIC CHIP	0.1μF	10%	25V
C4517	1-100-566-91	CERAMIC CHIP	0.1μF	10%	25V
C4518	1-100-566-91	CERAMIC CHIP	0.1μF	10%	25V
C4519	1-100-566-91	CERAMIC CHIP	0.1μF	10%	25V
C4520	1-100-566-91	CERAMIC CHIP	0.1μF	10%	25V
C4521	1-100-765-21	ELECT CHIP	10μF	20%	16V
C4522	1-100-566-91	CERAMIC CHIP	0.1μF	10%	25V
C4523	1-100-566-91	CERAMIC CHIP	0.1μF	10%	25V
C4524	1-100-566-91	CERAMIC CHIP	0.1μF	10%	25V
C4525	1-100-566-91	CERAMIC CHIP	0.1μF	10%	25V
C4526	1-100-566-91	CERAMIC CHIP	0.1μF	10%	25V
C4527	1-100-566-91	CERAMIC CHIP	0.1μF	10%	25V
C4528	1-100-765-21	ELECT CHIP	10μF	20%	16V
C4529	1-100-566-91	CERAMIC CHIP	0.1μF	10%	25V
C4530	1-100-566-91	CERAMIC CHIP	0.1μF	10%	25V
C4531	1-100-566-91	CERAMIC CHIP	0.1μF	10%	25V
C4532	1-100-566-91	CERAMIC CHIP	0.1μF	10%	25V
C4533	1-100-566-91	CERAMIC CHIP	0.1μF	10%	25V
C4534	1-100-566-91	CERAMIC CHIP	0.1μF	10%	25V
C4538	1-124-779-00	ELECT CHIP	10μF	20%	16V
C4539	1-124-779-00	ELECT CHIP	10μF	20%	16V
C4540	1-124-779-00	ELECT CHIP	10μF	20%	16V
C4544	1-126-210-21	ELECT CHIP	220μF	20%	4V
C4545	1-100-566-91	CERAMIC CHIP	0.1μF	10%	25V
C4546	1-100-588-21	ELECT CHIP	1000μF	20%	6.3V
C4547	1-100-566-91	CERAMIC CHIP	0.1μF	10%	25V
C4548	1-100-588-21	ELECT CHIP	1000μF	20%	6.3V
C4549	1-128-396-11	ELECT CHIP	470μF	20%	10V
C5002	1-100-916-11	CERAMIC CHIP	0.1μF	10%	16V
C5005	1-162-927-11	CERAMIC CHIP	100pF	5%	50V
C5006	1-162-927-11	CERAMIC CHIP	100pF	5%	50V
C5008	1-165-908-11	CERAMIC CHIP	1μF	10%	10V
C5009	1-100-906-11	CERAMIC CHIP	0.01μF	10%	16V
C5502	1-125-777-11	CERAMIC CHIP	0.1μF	10%	10V
C5505	1-125-777-11	CERAMIC CHIP	0.1μF	10%	10V
C5509	1-100-567-81	CERAMIC CHIP	0.01μF	10%	25V
C5510	1-100-567-81	CERAMIC CHIP	0.01μF	10%	25V
C5528	1-125-777-11	CERAMIC CHIP	0.1μF	10%	10V

BM

REF. NO.	PART NO.	DESCRIPTION	VALUES		
C5529	1-100-905-11	CERAMIC CHIP	0.001μF	10%	50V
C5530	1-112-066-11	CERAMIC CHIP	10μF	10%	10V
C5531	1-125-777-11	CERAMIC CHIP	0.1μF	10%	10V
C5623	1-100-906-11	CERAMIC CHIP	0.01μF	10%	16V
C5624	1-100-906-11	CERAMIC CHIP	0.01μF	10%	16V
C5625	1-125-777-11	CERAMIC CHIP	0.1μF	10%	10V
C5626	1-100-905-11	CERAMIC CHIP	0.001μF	10%	50V
C5627	1-100-905-11	CERAMIC CHIP	0.001μF	10%	50V
C5628	1-100-905-11	CERAMIC CHIP	0.001μF	10%	50V
C5629	1-100-905-11	CERAMIC CHIP	0.001μF	10%	50V
C5630	1-100-905-11	CERAMIC CHIP	0.001μF	10%	50V
C5631	1-100-905-11	CERAMIC CHIP	0.001μF	10%	50V
C5632	1-100-905-11	CERAMIC CHIP	0.001μF	10%	50V
C5633	1-100-905-11	CERAMIC CHIP	0.001μF	10%	50V
C5634	1-112-066-11	CERAMIC CHIP	10μF	10%	10V
C5635	1-100-906-11	CERAMIC CHIP	0.01μF	10%	16V
C5636	1-100-905-11	CERAMIC CHIP	0.001μF	10%	50V
C5637	1-100-905-11	CERAMIC CHIP	0.001μF	10%	50V
C7000	1-135-960-91	CERAMIC CHIP	10μF	10%	25V
C7001	1-135-960-91	CERAMIC CHIP	10μF	10%	25V
C7002	1-117-681-11	ELECT CHIP	100μF	20%	16V
C7003	1-127-573-11	CERAMIC CHIP	1μF	10%	16V
C7004	1-128-536-11	ELECT CHIP	100μF	20%	25V
C7005	1-100-597-91	CERAMIC CHIP	0.1μF	10%	25V
C7006	1-112-794-11	ELECT CHIP	470μF	20%	16V
C7007	1-135-960-91	CERAMIC CHIP	10μF	10%	25V
C7008	1-100-911-11	CERAMIC CHIP	4.7μF	10%	25V
C7009	1-162-970-11	CERAMIC CHIP	0.01μF	10%	25V
C7010	1-127-820-11	CERAMIC CHIP	4.7μF	10%	16V
C7011	1-112-789-11	ELECT CHIP	1000μF	20%	6.3V
C7012	1-107-826-11	CERAMIC CHIP	0.1μF	10%	16V
C7015	1-100-588-21	ELECT CHIP	1000μF	20%	6.3V
C7019	1-100-566-91	CERAMIC CHIP	0.1μF	10%	25V
C7020	1-100-566-91	CERAMIC CHIP	0.1μF	10%	25V
C7021	1-126-210-21	ELECT CHIP	220μF	20%	4V
C7023	1-100-916-11	CERAMIC CHIP	0.1μF	10%	16V
C7024	1-100-566-91	CERAMIC CHIP	0.1μF	10%	25V
C7025	1-165-887-91	CERAMIC CHIP	0.22μF	10%	6.3V
C7026	1-164-937-11	CERAMIC CHIP	0.001μF	10%	50V
C7027	1-164-862-11	CERAMIC CHIP	33pF	5%	50V
C7028	1-164-862-11	CERAMIC CHIP	33pF	5%	50V
C7029	1-164-937-11	CERAMIC CHIP	0.001μF	10%	50V
C7030	1-164-937-11	CERAMIC CHIP	0.001μF	10%	50V
C7031	1-164-862-11	CERAMIC CHIP	33pF	5%	50V
C7032	1-164-862-11	CERAMIC CHIP	33pF	5%	50V

REF. NO.	PART NO.	DESCRIPTION	VALUES		
C7033	1-127-988-81	CERAMIC CHIP	0.015μF	10%	16V
C7034	1-164-858-11	CERAMIC CHIP	22pF	5%	50V
C7035	1-100-916-11	CERAMIC CHIP	0.1μF	10%	16V
C7036	1-164-937-11	CERAMIC CHIP	0.001μF	10%	50V
C7037	1-165-887-91	CERAMIC CHIP	0.22μF	10%	6.3V
C7038	1-127-988-81	CERAMIC CHIP	0.015μF	10%	16V
C7039	1-127-988-81	CERAMIC CHIP	0.015μF	10%	16V
C7040	1-164-858-11	CERAMIC CHIP	22pF	5%	50V
C7041	1-100-916-11	CERAMIC CHIP	0.1μF	10%	16V
C7042	1-164-937-11	CERAMIC CHIP	0.001μF	10%	50V
C7043	1-165-887-91	CERAMIC CHIP	0.22μF	10%	6.3V
C7044	1-127-988-81	CERAMIC CHIP	0.015μF	10%	16V
C7045	1-164-937-11	CERAMIC CHIP	0.001μF	10%	50V
C7046	1-164-937-11	CERAMIC CHIP	0.001μF	10%	50V
C7047	1-164-882-11	CERAMIC CHIP	220pF	5%	16V
C7048	1-164-882-11	CERAMIC CHIP	220pF	5%	16V
C7049	1-164-882-11	CERAMIC CHIP	220pF	5%	16V
C7050	1-164-882-11	CERAMIC CHIP	220pF	5%	16V
C7051	1-135-960-91	CERAMIC CHIP	10μF	10%	25V
C7052	1-135-960-91	CERAMIC CHIP	10μF	10%	25V
C7053	1-165-908-11	CERAMIC CHIP	1μF	10%	10V
C7054	1-165-908-11	CERAMIC CHIP	1μF	10%	10V
C7055	1-165-908-11	CERAMIC CHIP	1μF	10%	10V
C7056	1-100-566-91	CERAMIC CHIP	0.1μF	10%	25V
C7057	1-100-566-91	CERAMIC CHIP	0.1μF	10%	25V
C7058	1-165-908-11	CERAMIC CHIP	1μF	10%	10V
C7059	1-165-908-11	CERAMIC CHIP	1μF	10%	10V
C7060	1-165-908-11	CERAMIC CHIP	1μF	10%	10V
C7061	1-100-566-91	CERAMIC CHIP	0.1μF	10%	25V
C7062	1-100-566-91	CERAMIC CHIP	0.1μF	10%	25V
C7063	1-165-908-11	CERAMIC CHIP	1μF	10%	10V
C7064	1-165-908-11	CERAMIC CHIP	1μF	10%	10V
C7065	1-100-912-11	CERAMIC CHIP	1μF	10%	25V
C7066	1-100-912-11	CERAMIC CHIP	1μF	10%	25V
C7067	1-100-566-91	CERAMIC CHIP	0.1μF	10%	25V
C7068	1-100-566-91	CERAMIC CHIP	0.1μF	10%	25V
C7073	1-135-960-91	CERAMIC CHIP	10μF	10%	25V
C7074	1-135-960-91	CERAMIC CHIP	10μF	10%	25V
C7075	1-135-960-91	CERAMIC CHIP	10μF	10%	25V
C7076	1-135-960-91	CERAMIC CHIP	10μF	10%	25V
C7077	1-125-837-91	CERAMIC CHIP	1μF	10%	6.3V
C7078	1-165-875-11	CERAMIC CHIP	10μF	10%	10V
C7079	1-165-875-11	CERAMIC CHIP	10μF	10%	10V
C7080	1-100-055-11	CERAMIC CHIP	22μF	20%	16V
C7081	1-100-055-11	CERAMIC CHIP	22μF	20%	16V

BM

REF. NO.	PART NO.	DESCRIPTION	VALUES		
C7086	1-107-826-11	CERAMIC CHIP	0.1μF	10%	16V
C7087	1-107-826-11	CERAMIC CHIP	0.1μF	10%	16V
C7088	1-107-826-11	CERAMIC CHIP	0.1μF	10%	16V
C7089	1-107-826-11	CERAMIC CHIP	0.1μF	10%	16V
C7090	1-126-210-21	ELECT CHIP	220μF	20%	4V
C7091	1-100-566-91	CERAMIC CHIP	0.1μF	10%	25V
C7092	1-126-210-21	ELECT CHIP	220μF	20%	4V
C7093	1-100-583-21	ELECT CHIP	470μF	20%	4V
C7094	1-126-392-11	ELECT CHIP	100μF	20%	6.3V
C7100	1-100-916-11	CERAMIC CHIP	0.1μF	10%	16V
C7106	1-112-794-11	ELECT CHIP	470μF	20%	16V
C7107	1-100-588-21	ELECT CHIP	1000μF	20%	6.3V
C7200	1-100-583-21	ELECT CHIP	470μF	20%	4V
C7201	1-100-916-11	CERAMIC CHIP	0.1μF	10%	16V
C7202	1-100-916-11	CERAMIC CHIP	0.1μF	10%	16V
C7203	1-100-916-11	CERAMIC CHIP	0.1μF	10%	16V
C7204	1-114-148-11	CERAMIC CHIP	1μF		6.3V
C7205	1-100-916-11	CERAMIC CHIP	0.1μF	10%	16V
C7206	1-100-916-11	CERAMIC CHIP	0.1μF	10%	16V
C7207	1-100-916-11	CERAMIC CHIP	0.1μF	10%	16V
C7208	1-126-210-21	ELECT CHIP	220μF	20%	4V
C7209	1-100-916-11	CERAMIC CHIP	0.1μF	10%	16V
C7210	1-100-916-11	CERAMIC CHIP	0.1μF	10%	16V
C7211	1-100-916-11	CERAMIC CHIP	0.1μF	10%	16V
C7212	1-100-909-11	CERAMIC CHIP	10μF	10%	6.3V
C7213	1-100-916-11	CERAMIC CHIP	0.1μF	10%	16V
C7214	1-100-916-11	CERAMIC CHIP	0.1μF	10%	16V
C7215	1-100-909-11	CERAMIC CHIP	10μF	10%	6.3V
C7216	1-100-583-21	ELECT CHIP	470μF	20%	4V
C7217	1-100-916-11	CERAMIC CHIP	0.1μF	10%	16V
C7218	1-100-916-11	CERAMIC CHIP	0.1μF	10%	16V
C7219	1-100-916-11	CERAMIC CHIP	0.1μF	10%	16V
C7220	1-100-909-11	CERAMIC CHIP	10μF	10%	6.3V
C7221	1-100-916-11	CERAMIC CHIP	0.1μF	10%	16V
C7222	1-100-916-11	CERAMIC CHIP	0.1μF	10%	16V
C7223	1-100-909-11	CERAMIC CHIP	10μF	10%	6.3V
C7224	1-114-148-11	CERAMIC CHIP	1μF		6.3V
C7225	1-114-148-11	CERAMIC CHIP	1μF		6.3V
C7226	1-114-148-11	CERAMIC CHIP	1μF		6.3V
C7227	1-100-916-11	CERAMIC CHIP	0.1μF	10%	16V
C7228	1-100-916-11	CERAMIC CHIP	0.1μF	10%	16V
C7229	1-114-148-11	CERAMIC CHIP	1μF		6.3V
C7230	1-114-148-11	CERAMIC CHIP	1μF		6.3V
C7231	1-114-148-11	CERAMIC CHIP	1μF		6.3V
C7232	1-114-148-11	CERAMIC CHIP	1μF		6.3V
C7233	1-114-148-11	CERAMIC CHIP	1μF		6.3V
C7234	1-114-148-11	CERAMIC CHIP	1μF		6.3V
C7235	1-114-148-11	CERAMIC CHIP	1μF		6.3V
C7236	1-114-148-11	CERAMIC CHIP	1μF		6.3V
C7237	1-114-148-11	CERAMIC CHIP	1μF		6.3V
C7238	1-114-148-11	CERAMIC CHIP	1μF		6.3V
C7239	1-114-148-11	CERAMIC CHIP	1μF		6.3V
C7240	1-114-148-11	CERAMIC CHIP	1μF		6.3V
C7241	1-114-148-11	CERAMIC CHIP	1μF		6.3V
C7242	1-100-583-21	ELECT CHIP	470μF	20%	4V
C7243	1-100-916-11	CERAMIC CHIP	0.1μF	10%	16V
C7244	1-100-916-11	CERAMIC CHIP	0.1μF	10%	16V
C7245	1-100-909-11	CERAMIC CHIP	10μF	10%	6.3V
C7246	1-100-916-11	CERAMIC CHIP	0.1μF	10%	16V
C7247	1-100-916-11	CERAMIC CHIP	0.1μF	10%	16V
C7248	1-100-159-91	CERAMIC CHIP	22μF	10%	6.3V
C7249	1-100-916-11	CERAMIC CHIP	0.1μF	10%	16V
C7250	1-100-916-11	CERAMIC CHIP	0.1μF	10%	16V
C7251	1-100-916-11	CERAMIC CHIP	0.1μF	10%	16V
C7252	1-100-916-11	CERAMIC CHIP	0.1μF	10%	16V
C7253	1-100-916-11	CERAMIC CHIP	0.1μF	10%	16V
C7254	1-100-916-11	CERAMIC CHIP	0.1μF	10%	16V
C7255	1-114-148-11	CERAMIC CHIP	1μF		6.3V
C7256	1-114-148-11	CERAMIC CHIP	1μF		6.3V
C7257	1-100-916-11	CERAMIC CHIP	0.1μF	10%	16V
C7258	1-100-916-11	CERAMIC CHIP	0.1μF	10%	16V
C7259	1-114-148-11	CERAMIC CHIP	1μF		6.3V
C7260	1-114-148-11	CERAMIC CHIP	1μF		6.3V
C7261	1-100-909-11	CERAMIC CHIP	10μF	10%	6.3V
C7262	1-114-148-11	CERAMIC CHIP	1μF		6.3V
C7263	1-114-148-11	CERAMIC CHIP	1μF		6.3V
C7264	1-114-148-11	CERAMIC CHIP	1μF		6.3V
C7265	1-100-916-11	CERAMIC CHIP	0.1μF	10%	16V
C7266	1-100-916-11	CERAMIC CHIP	0.1μF	10%	16V
C7267	1-100-916-11	CERAMIC CHIP	0.1μF	10%	16V
C7268	1-100-916-11	CERAMIC CHIP	0.1μF	10%	16V
C7269	1-100-916-11	CERAMIC CHIP	0.1μF	10%	16V
C7270	1-100-916-11	CERAMIC CHIP	0.1μF	10%	16V
C7271	1-164-854-11	CERAMIC CHIP	15pF	5%	50V
C7272	1-164-854-11	CERAMIC CHIP	15pF	5%	50V
C7273	1-165-989-11	CERAMIC CHIP	10μF	10%	6.3V
C7274	1-100-909-11	CERAMIC CHIP	10μF	10%	6.3V
C7275	1-100-909-11	CERAMIC CHIP	10μF	10%	6.3V
C7276	1-100-909-11	CERAMIC CHIP	10μF	10%	6.3V
C7277	1-165-989-11	CERAMIC CHIP	10μF	10%	6.3V

BM

REF. NO.	PART NO.	DESCRIPTION	VALUES		
C7278	1-165-989-11	CERAMIC CHIP	10μF	10%	6.3V
C7279	1-100-566-91	CERAMIC CHIP	0.1μF	10%	25V
C7280	1-126-210-21	ELECT CHIP	220μF	20%	4V
C7300	1-117-681-11	ELECT CHIP	100μF	20%	16V
C7301	1-100-566-91	CERAMIC CHIP	0.1μF	10%	25V
C7302	1-100-566-91	CERAMIC CHIP	0.1μF	10%	25V
C7303	1-100-055-11	CERAMIC CHIP	22μF	20%	16V
C7305	1-117-681-11	ELECT CHIP	100μF	20%	16V
C7306	1-100-567-81	CERAMIC CHIP	0.01μF	10%	25V
C7400	1-100-916-11	CERAMIC CHIP	0.1μF	10%	16V
C7401	1-100-916-11	CERAMIC CHIP	0.1μF	10%	16V
C7402	1-100-916-11	CERAMIC CHIP	0.1μF	10%	16V
C7403	1-100-506-91	CERAMIC CHIP	1μF	20%	6.3V
C7404	1-100-916-11	CERAMIC CHIP	0.1μF	10%	16V
C7405	1-100-916-11	CERAMIC CHIP	0.1μF	10%	16V
C7406	1-100-916-11	CERAMIC CHIP	0.1μF	10%	16V
C7407	1-100-916-11	CERAMIC CHIP	0.1μF	10%	16V
C7408	1-100-916-11	CERAMIC CHIP	0.1μF	10%	16V
C7409	1-100-916-11	CERAMIC CHIP	0.1μF	10%	16V
C7410	1-100-916-11	CERAMIC CHIP	0.1μF	10%	16V
C7411	1-114-148-11	CERAMIC CHIP	1μF		6.3V
C7412	1-114-148-11	CERAMIC CHIP	1μF		6.3V
C7413	1-114-148-11	CERAMIC CHIP	1μF		6.3V
C7417	1-100-916-11	CERAMIC CHIP	0.1μF	10%	16V
C7418	1-100-916-11	CERAMIC CHIP	0.1μF	10%	16V
C7420	1-100-916-11	CERAMIC CHIP	0.1μF	10%	16V
C7422	1-114-148-11	CERAMIC CHIP	1μF		6.3V
C7424	1-114-148-11	CERAMIC CHIP	1μF		6.3V
C7425	1-114-148-11	CERAMIC CHIP	1μF		6.3V
C7430	1-100-566-91	CERAMIC CHIP	0.1μF	10%	25V
C7431	1-126-210-21	ELECT CHIP	220μF	20%	4V
C7432	1-165-989-11	CERAMIC CHIP	10μF	10%	6.3V
C7433	1-165-989-11	CERAMIC CHIP	10μF	10%	6.3V
C7501	1-100-916-11	CERAMIC CHIP	0.1μF	10%	16V
C7502	1-100-916-11	CERAMIC CHIP	0.1μF	10%	16V
C7504	1-100-916-11	CERAMIC CHIP	0.1μF	10%	16V
C7505	1-117-681-11	ELECT CHIP	100μF	20%	16V
C7506	1-117-681-11	ELECT CHIP	100μF	20%	16V
C7507	1-117-681-11	ELECT CHIP	100μF	20%	16V
C7509	1-127-573-11	CERAMIC CHIP	1μF	10%	16V
C7510	1-100-916-11	CERAMIC CHIP	0.1μF	10%	16V
C7511	1-164-937-11	CERAMIC CHIP	0.001μF	10%	50V
C7512	1-125-891-11	CERAMIC CHIP	0.47μF	10%	10V
C7513	1-126-210-21	ELECT CHIP	220μF	20%	4V
C7514	1-165-875-11	CERAMIC CHIP	10μF	10%	10V

REF. NO.	PART NO.	DESCRIPTION	VALUES		
C7515	1-100-916-11	CERAMIC CHIP	0.1μF	10%	16V
C7600	1-100-916-11	CERAMIC CHIP	0.1μF	10%	16V
C7700	1-100-916-11	CERAMIC CHIP	0.1μF	10%	16V
C7701	1-100-916-11	CERAMIC CHIP	0.1μF	10%	16V
C7702	1-100-916-11	CERAMIC CHIP	0.1μF	10%	16V
C7703	1-100-916-11	CERAMIC CHIP	0.1μF	10%	16V
C7704	1-100-916-11	CERAMIC CHIP	0.1μF	10%	16V
C7705	1-100-916-11	CERAMIC CHIP	0.1μF	10%	16V
C7706	1-100-916-11	CERAMIC CHIP	0.1μF	10%	16V
C7707	1-100-916-11	CERAMIC CHIP	0.1μF	10%	16V
C7720	1-125-837-91	CERAMIC CHIP	1μF	10%	6.3V
C7800	1-100-916-11	CERAMIC CHIP	0.1μF	10%	16V
C7801	1-100-916-11	CERAMIC CHIP	0.1μF	10%	16V
C7804	1-100-916-11	CERAMIC CHIP	0.1μF	10%	16V
C7805	1-100-916-11	CERAMIC CHIP	0.1μF	10%	16V
C7807	1-100-916-11	CERAMIC CHIP	0.1μF	10%	16V
C7808	1-100-916-11	CERAMIC CHIP	0.1μF	10%	16V
C7809	1-100-916-11	CERAMIC CHIP	0.1μF	10%	16V
C7810	1-100-916-11	CERAMIC CHIP	0.1μF	10%	16V
C7811	1-165-989-11	CERAMIC CHIP	10μF	10%	6.3V
C7812	1-100-916-11	CERAMIC CHIP	0.1μF	10%	16V
C7813	1-100-916-11	CERAMIC CHIP	0.1μF	10%	16V
C7814	1-100-916-11	CERAMIC CHIP	0.1μF	10%	16V
C7815	1-100-916-11	CERAMIC CHIP	0.1μF	10%	16V
C7816	1-165-989-11	CERAMIC CHIP	10μF	10%	6.3V
C7817	1-165-989-11	CERAMIC CHIP	10μF	10%	6.3V
C7818	1-100-566-91	CERAMIC CHIP	0.1μF	10%	25V
C7819	1-100-566-91	CERAMIC CHIP	0.1μF	10%	25V
C7820	1-164-864-11	CERAMIC CHIP	39pF	5%	50V
C7821	1-164-858-11	CERAMIC CHIP	22pF	5%	50V
C7822	1-164-858-11	CERAMIC CHIP	22pF	5%	50V
C7823	1-164-868-11	CERAMIC CHIP	56pF	5%	50V
C7824	1-164-868-11	CERAMIC CHIP	56pF	5%	50V
C7825	1-164-864-11	CERAMIC CHIP	39pF	5%	50V
C7828	1-164-862-11	CERAMIC CHIP	33pF	5%	50V
C7829	1-164-862-11	CERAMIC CHIP	33pF	5%	50V
C7831	1-107-819-11	CERAMIC CHIP	0.022μF	10%	16V
C7832	1-126-205-11	ELECT CHIP	47μF	20%	6.3V
C7833	1-125-777-11	CERAMIC CHIP	0.1μF	10%	10V
C7835	1-164-860-11	CERAMIC CHIP	27pF	5%	50V
C7836	1-164-860-11	CERAMIC CHIP	27pF	5%	50V
C7837	1-164-840-11	CERAMIC CHIP	1pF	0.25pF	50V
C7838	1-164-840-11	CERAMIC CHIP	1pF	0.25pF	50V
C7840	1-164-860-11	CERAMIC CHIP	27pF	5%	50V
C7841	1-164-860-11	CERAMIC CHIP	27pF	5%	50V

BM

REF. NO.	PART NO.	DESCRIPTION	VALUES		
C7842	1-100-581-81	CERAMIC CHIP	0.0047μF	10%	50V
C7844	1-117-681-11	ELECT CHIP	100μF	20%	16V
C7845	1-100-916-11	CERAMIC CHIP	0.1μF	10%	16V
C7846	1-137-765-21	ELECT CHIP	47μF	20%	16V
C7847	1-164-939-11	CERAMIC CHIP	0.0022μF	10%	50V
C7848	1-100-588-21	ELECT CHIP	1000μF	20%	6.3V
C7849	1-100-567-81	CERAMIC CHIP	0.01μF	10%	25V
C7850	1-100-905-11	CERAMIC CHIP	0.001μF	10%	50V
C7852	1-128-396-11	ELECT CHIP	470μF	20%	10V
C7853	1-100-567-81	CERAMIC CHIP	0.01μF	10%	25V
C7854	1-112-777-11	CERAMIC CHIP	0.01μF	10%	25V
C7855	1-165-887-91	CERAMIC CHIP	0.22μF	10%	6.3V
C7856	1-100-905-11	CERAMIC CHIP	0.001μF	10%	50V
C7857	1-100-159-91	CERAMIC CHIP	22μF	10%	6.3V
C7858	1-164-874-11	CERAMIC CHIP	100pF	5%	50V
C7859	1-164-874-11	CERAMIC CHIP	100pF	5%	50V
C7862	1-112-046-11	CERAMIC CHIP	4.7μF	10%	6.3V
C7863	1-100-916-11	CERAMIC CHIP	0.1μF	10%	16V
C7864	1-100-916-11	CERAMIC CHIP	0.1μF	10%	16V
C7866	1-164-874-11	CERAMIC CHIP	100pF	5%	50V
C7867	1-164-862-11	CERAMIC CHIP	33pF	5%	50V
C7870	1-165-989-11	CERAMIC CHIP	10μF	10%	6.3V
C7871	1-165-989-11	CERAMIC CHIP	10μF	10%	6.3V
C7878	1-128-396-11	ELECT CHIP	470μF	20%	10V
C7879	1-162-995-11	CERAMIC CHIP	0.022μF		50V
C7950	1-100-567-81	CERAMIC CHIP	0.01μF	10%	25V
C7951	1-100-567-81	CERAMIC CHIP	0.01μF	10%	25V
C7952	1-165-908-11	CERAMIC CHIP	1μF	10%	10V
C7953	1-100-916-11	CERAMIC CHIP	0.1μF	10%	16V
C7954	1-100-916-11	CERAMIC CHIP	0.1μF	10%	16V
C7956	1-100-916-11	CERAMIC CHIP	0.1μF	10%	16V
C7958	1-100-916-11	CERAMIC CHIP	0.1μF	10%	16V
C7959	1-100-916-11	CERAMIC CHIP	0.1μF	10%	16V
C9100	1-126-210-21	ELECT CHIP	220μF	20%	4V
C9101	1-126-210-21	ELECT CHIP	220μF	20%	4V
C9105	1-162-970-11	CERAMIC CHIP	0.01μF	10%	25V
C9106	1-162-970-11	CERAMIC CHIP	0.01μF	10%	25V
C9107	1-162-970-11	CERAMIC CHIP	0.01μF	10%	25V
C9108	1-162-970-11	CERAMIC CHIP	0.01μF	10%	25V
C9110	1-162-970-11	CERAMIC CHIP	0.01μF	10%	25V
C9111	1-162-970-11	CERAMIC CHIP	0.01μF	10%	25V
C9112	1-162-970-11	CERAMIC CHIP	0.01μF	10%	25V
C9113	1-162-970-11	CERAMIC CHIP	0.01μF	10%	25V
C9114	1-162-970-11	CERAMIC CHIP	0.01μF	10%	25V
C9115	1-107-826-11	CERAMIC CHIP	0.1μF	10%	16V
C9116	1-162-970-11	CERAMIC CHIP	0.01μF	10%	25V
C9117	1-162-970-11	CERAMIC CHIP	0.01μF	10%	25V
C9118	1-162-970-11	CERAMIC CHIP	0.01μF	10%	25V
C9119	1-162-970-11	CERAMIC CHIP	0.01μF	10%	25V
C9121	1-162-970-11	CERAMIC CHIP	0.01μF	10%	25V
C9122	1-162-970-11	CERAMIC CHIP	0.01μF	10%	25V
C9123	1-162-970-11	CERAMIC CHIP	0.01μF	10%	25V
C9124	1-162-970-11	CERAMIC CHIP	0.01μF	10%	25V
C9125	1-162-970-11	CERAMIC CHIP	0.01μF	10%	25V
C9126	1-162-970-11	CERAMIC CHIP	0.01μF	10%	25V
C9127	1-162-970-11	CERAMIC CHIP	0.01μF	10%	25V
C9128	1-162-970-11	CERAMIC CHIP	0.01μF	10%	25V
C9129	1-162-970-11	CERAMIC CHIP	0.01μF	10%	25V
C9130	1-162-970-11	CERAMIC CHIP	0.01μF	10%	25V
C9131	1-162-970-11	CERAMIC CHIP	0.01μF	10%	25V
C9132	1-162-970-11	CERAMIC CHIP	0.01μF	10%	25V
C9133	1-162-970-11	CERAMIC CHIP	0.01μF	10%	25V
C9134	1-162-970-11	CERAMIC CHIP	0.01μF	10%	25V
C9135	1-162-970-11	CERAMIC CHIP	0.01μF	10%	25V
C9136	1-162-970-11	CERAMIC CHIP	0.01μF	10%	25V
C9137	1-165-989-11	CERAMIC CHIP	10μF	10%	6.3V
C9138	1-107-826-11	CERAMIC CHIP	0.1μF	10%	16V
C9139	1-162-964-11	CERAMIC CHIP	0.001μF	10%	50V
C9140	1-162-970-11	CERAMIC CHIP	0.01μF	10%	25V
C9143	1-162-964-11	CERAMIC CHIP	0.001μF	10%	50V
C9144	1-162-970-11	CERAMIC CHIP	0.01μF	10%	25V
C9145	1-107-826-11	CERAMIC CHIP	0.1μF	10%	16V
C9146	1-162-964-11	CERAMIC CHIP	0.001μF	10%	50V
C9147	1-162-970-11	CERAMIC CHIP	0.01μF	10%	25V
C9149	1-107-826-11	CERAMIC CHIP	0.1μF	10%	16V
C9150	1-162-970-11	CERAMIC CHIP	0.01μF	10%	25V
C9151	1-165-989-11	CERAMIC CHIP	10μF	10%	6.3V
C9152	1-165-989-11	CERAMIC CHIP	10μF	10%	6.3V
C9153	1-162-970-11	CERAMIC CHIP	0.01μF	10%	25V
C9154	1-162-964-11	CERAMIC CHIP	0.001μF	10%	50V
C9155	1-107-826-11	CERAMIC CHIP	0.1μF	10%	16V
C9156	1-107-826-11	CERAMIC CHIP	0.1μF	10%	16V
C9157	1-107-826-11	CERAMIC CHIP	0.1μF	10%	16V
C9158	1-162-968-11	CERAMIC CHIP	0.0047μF	10%	50V
C9159	1-162-970-11	CERAMIC CHIP	0.01μF	10%	25V
C9160	1-162-970-11	CERAMIC CHIP	0.01μF	10%	25V
C9161	1-162-964-11	CERAMIC CHIP	0.001μF	10%	50V
C9162	1-162-970-11	CERAMIC CHIP	0.01μF	10%	25V
C9163	1-164-315-11	CERAMIC CHIP	470pF	5%	50V

NOTE: The components identified by shading and ⚠ mark are critical for safety. Replace only with part number specified.

NOTE: Les composants identifies per un trame et une marque ⚠ sont critiques pour la securite. Ne les remplacer que par une piece portant le numero specifie.

BM

	REF. NO.	PART NO.	DESCRIPTION	VALUES	
		CONNECTOR			
*	CN1400	1-819-928-11	HEADER ASSENBLY		20P
*	CN2000	1-819-461-11	HEADER ASSEMBLY FOR PWB		
	CN3004	1-779-936-51	CONNECTOR, FFC/FPC		18P
*	CN3008	1-820-188-11	HEADER ASSEMBLY (PRINT PWB)		11P
*	CN4001	1-820-550-11	HEADER ASSEMBLY FOR PWB		
	CN5000	1-821-013-11	D SUB CONNECTOR		
*	CN7301	1-819-333-11	HEADER ASSEMBLY FOR PWB		
	CN7303	1-820-187-11	HEADER ASSEMBLY (PRINT PWB)		10P
*	CN7600	1-793-141-21	PIN, CONNECTOR (PC BOARD)		15P
*	CN9102	1-818-656-21	HEADER ASSEMBLY		30P
		DIODE			
	D1013	8-719-423-03	DIODE	MA8100	
	D1014	8-719-423-03	DIODE	MA8100	
	D1015	8-719-423-03	DIODE	MA8100	
	D1016	8-719-423-03	DIODE	MA8100	
	D1019	8-719-423-03	DIODE	MA8100	
	D1020	8-719-423-03	DIODE	MA8100	
	D1021	8-719-423-03	DIODE	MA8100	
	D2002	8-719-404-50	DIODE	MA111-TX	
	D2008	8-719-404-50	DIODE	MA111-TX	
⚠	D2014	6-500-028-01	DIODE	MM3Z9V1ST1	
	D2017	8-719-050-37	DIODE	M1MA152WA-T1	
	D2018	8-719-977-28	DIODE	DTZ10B	
	D2019	8-719-977-28	DIODE	DTZ10B	
	D2020	8-719-422-46	DIODE	MA8056	
	D2021	8-719-422-46	DIODE	MA8056	
	D2022	8-719-422-46	DIODE	MA8056	
	D3002	8-719-071-87	DIODE	MA785-(TX),SO	
	D3007	8-719-077-59	DIODE	1PS302	
	D3020	8-719-422-46	DIODE	MA8056	
	D3021	8-719-422-46	DIODE	MA8056	
	D4012	8-719-017-89	DIODE	MA8150-TX	
	D5000	8-719-422-46	DIODE	MA8056	
	D5001	8-719-422-46	DIODE	MA8056	
	D5002	8-719-422-46	DIODE	MA8056	
	D5003	8-719-050-38	DIODE	M1MA152WK-T1	
	D5506	6-500-701-01	DIODE	PGB1010603NR	
	D5508	8-719-081-97	DIODE	MMDL914T1	
	D5509	6-500-701-01	DIODE	PGB1010603NR	
	D5513	6-500-701-01	DIODE	PGB1010603NR	
	D5516	8-719-081-97	DIODE	MMDL914T1	
	D5517	6-500-701-01	DIODE	PGB1010603NR	
	D5525	1-216-864-11	SHORT CHIP		
	D5528	1-216-864-11	SHORT CHIP		
	D7000	8-719-081-97	DIODE	MMDL914T1	
	D7001	8-719-988-61	DIODE	1SS355TE-17	
	D7002	6-500-253-01	DIODE	RB053L-30TE25	
	D7003	8-719-977-28	DIODE	DTZ10B	
	D7004	8-719-977-12	DIODE	DTZ6.8B	
	D7008	8-719-083-58	DIODE	UDZSNPTE-173.9B	
	D7010	8-719-081-34	DIODE	RB160M-30TR	
	D7013	8-719-081-34	DIODE	RB160M-30TR	
	D7019	6-500-253-01	DIODE	RB053L-30TE25	
	D7201	8-719-081-97	DIODE	MMDL914T1	
	D7500	8-719-073-34	DIODE	EC21QS03L-TE12L	
	D7801	8-719-058-24	DIODE	RB501V-40TE-17	
	D7802	8-719-422-46	DIODE	MA8056	
	D7803	8-719-422-46	DIODE	MA8056	
		EARTH TERMINAL			
	ET4001	1-780-482-11	EARTH TERMINAL		
	ET4002	1-780-482-11	EARTH TERMINAL		
	ET4003	1-780-482-11	EARTH TERMINAL		
	ET4004	1-780-482-11	EARTH TERMINAL		
	ET4005	1-780-482-11	EARTH TERMINAL		
	ET4006	1-780-482-11	EARTH TERMINAL		
	ET4007	1-780-482-11	EARTH TERMINAL		
*	ET4012	1-780-431-11	ON-BOARD CONTACT		
*	ET4013	1-780-431-11	ON-BOARD CONTACT		
		FUSE			
	F2000	1-576-958-21	FUSE	4A	24V
	F3001	1-576-646-11	FUSE	0.5A	50V
	F4001	1-576-933-21	FUSE	5A	24V
⚠	F7000	1-576-603-21	FUSE	3.15A	24V
		FERRITE BEAD			
	FB1700	1-216-864-11	SHORT CHIP		
	FB1701	1-412-983-31	INDUCTOR	2.2μH	
	FB2000	1-400-212-22	FERRITE	0μH	
	FB2006	1-400-089-21	FERRITE	0μH	
	FB2007	1-400-089-21	FERRITE	0μH	
	FB2008	1-400-089-21	FERRITE	0μH	
	FB2009	1-400-089-21	FERRITE	0μH	
	FB2010	1-400-089-21	FERRITE	0μH	

NOTE: The components identified by shading and ⚠ mark are critical for safety. Replace only with part number specified.

NOTE: Les composants identifies per un trame et une marque ⚠ sont critiques pour la securite. Ne les remplacer que par une piece portant le numero specifie.

BM

REF. NO.	PART NO.	DESCRIPTION	VALUES
FB2012	1-400-089-21	FERRITE	0μH
FB2013	1-400-089-21	FERRITE	0μH
FB2014	1-400-089-21	FERRITE	0μH
FB4001	1-400-089-21	FERRITE	0μH
FB4002	1-400-110-21	FERRITE	0μH
FB4003	1-400-089-21	FERRITE	0μH
FB4005	1-414-445-11	FERRITE	0μH
FB4006	1-414-445-11	FERRITE	0μH
FB4007	1-414-445-11	FERRITE	0μH
FB4008	1-400-591-22	FERRITE	0μH
FB4009	1-400-591-22	FERRITE	0μH
FB4010	1-400-591-22	FERRITE	0μH
FB4011	1-400-591-22	FERRITE	0μH
FB4013	1-400-089-21	FERRITE	0μH
FB4501	1-412-983-31	INDUCTOR	2.2μH
FB4502	1-469-555-21	INDUCTOR	10μH
FB5000	1-469-100-21	FERRITE	0μH
FB5001	1-469-100-21	FERRITE	0μH
FB5002	1-469-100-21	FERRITE	0μH
FB5004	1-469-100-21	FERRITE	0μH
FB5005	1-400-141-22	FERRITE	0μH
FB7000	1-400-794-21	FERRITE	0μH
FB7003	1-400-089-21	FERRITE	0μH
⚠ FB7200	1-414-229-11	FERRITE	0μH
⚠ FB7201	1-414-229-11	FERRITE	0μH
FB7202	1-414-229-11	FERRITE	0μH
FB7203	1-414-229-11	FERRITE	0μH
FB7204	1-414-229-11	FERRITE	0μH
FB7300	1-400-089-21	FERRITE	0μH
FB7301	1-400-089-21	FERRITE	0μH
FB7302	1-414-229-11	FERRITE	0μH
FB7303	1-414-229-11	FERRITE	0μH
FB7400	1-414-229-11	FERRITE	0μH
⚠ FB7700	1-414-229-11	FERRITE	0μH
FB7701	1-414-229-11	FERRITE	0μH
FB7800	1-414-229-11	FERRITE	0μH
FB7801	1-218-990-81	SHORT CHIP	
FB7802	1-218-990-81	SHORT CHIP	
FB7803	1-469-084-21	FERRITE	0MH
FB7804	1-469-083-21	FERRITE	0μH
FB7805	1-469-083-21	FERRITE	0μH
FB7806	1-469-083-21	FERRITE	0μH
FB7807	1-469-083-21	FERRITE	0μH
FB7808	1-400-198-21	FERRITE	0μH
FB7809	1-400-198-21	FERRITE	0μH
FB9101	1-400-089-21	FERRITE	0μH
	FILTER		
FL3001	1-234-177-21	FERRITE	0μH
FL5501	1-234-177-21	FERRITE	0μH
FL5502	1-234-177-21	FERRITE	0μH
	IC		
IC1001	8-759-548-56	IC	M52055FP
IC2004	8-759-278-58	IC	NJM4558V-TE2
IC2005	8-759-460-79	IC	BA09FP-E2
IC2006	8-759-278-58	IC	NJM4558V-TE2
IC2008	6-709-927-01	IC	RT8H225C-TP-2
IC2009	6-710-904-01	IC	TPA3100D2PHPR
IC2010	8-759-359-49	IC	NJM3414AV(TE2)
IC2011	6-709-927-01	IC	RT8H225C-TP-2
IC2013	6-701-105-01	IC	NJM2750M-TE2
IC2014	6-707-181-01	IC	AK5366VQ-L
IC2015	6-704-819-01	IC	CS4335-KSZR
IC2016	6-704-819-01	IC	CS4335-KSZR
IC3005	6-704-607-01	IC	M24C16-WMN6T(B)
IC3007	6-709-731-01	IC	ADT75ARZ-REEL
IC3009	6-709-517-01	IC	S-35390A-J8T1G
IC3010	6-801-402-01	IC	BD4729GTR
IC3011	6-806-734-01	IC	MB95F118ASPMT-G-SPE1
⚠ IC4501	6-711-281-01	IC	AD9380KSTZ-100
IC5000	6-704-600-01	IC	M24C02-WMN6T(B)
IC5001	6-707-846-01	IC	TC74LCX14FT(EKJ)
IC5501	6-704-001-01	IC	BR24L02F-WE2
IC5503	6-704-001-01	IC	BR24L02F-WE2
IC5511	6-708-758-01	IC	PCA9517DP.118
IC5512	8-759-596-34	IC	SN74LV4053APWR
IC5513	8-753-255-97	IC	CXB1441R-T4
IC7000	6-702-142-01	IC	PQ1CY1032ZP
IC7001	6-708-171-01	IC	MIC5235YM5TR
IC7002	6-703-708-01	IC	LM2903DT
IC7003	6-703-175-01	IC	PST3629UL
⚠ IC7004	6-709-075-01	IC	TPS5124DBTRG4
⚠ IC7005	6-709-075-01	IC	TPS5124DBTRG4
IC7006	6-707-739-01	IC	MM1661JTRE
IC7300	6-711-353-01	IC	100CK2254
IC7301	6-700-631-01	IC	TPS2051ADR
IC7400	6-711-198-01	IC	HYB18TC512160BF-2.5

NOTE: The components identified by shading and ⚠ mark are critical for safety. Replace only with part number specified.

NOTE: Les composants identifies per un trame et une marque ⚠ sont critiques pour la securite. Ne les remplacer que par une piece portant le numero specifie.

BM

	REF. NO.	PART NO.	DESCRIPTION	VALUES
	IC7501	6-709-504-01	IC	K9F5608U0D-PCB0T
⚠	IC7503	6-807-556-01	IC	M25P40-VMN6TP
	IC7504	8-759-675-48	IC	SN74LVC32APWR
	IC7505	6-705-468-01	IC	BA33BC0FP-E2
	IC7506	6-703-038-01	IC	CD74HC4538PWR
	IC7950	8-759-338-95	IC	NJM2903V(TE2)
	IC9100	6-702-973-01	IC	CXD9690Q
	IC9102	6-704-519-01	IC	THC63LVD103
	IC9105	6-701-680-01	IC	PST3629NR
		JACK		
	J1000	1-780-487-11	S TERMINAL BLOCK	
	J1100	1-821-064-11	PHONO JACK	10P
	J1701	1-820-765-11	PHONO JACK	2P
	J1710	1-820-638-11	JACK (SMALL TYPE)	
*	J1722	1-821-418-11	PIN JACK BLOCK	1P
	J5505	1-818-737-11	HDMI CONNECTOR	
	J5506	1-818-737-11	HDMI CONNECTOR	
		COIL		
	L1001	1-469-555-21	INDUCTOR	10μH
	L1007	1-412-983-31	INDUCTOR	2.2μH
	L2005	1-469-555-21	INDUCTOR	10μH
	L2011	1-469-555-21	INDUCTOR	10μH
	L2015	1-469-555-21	INDUCTOR	10μH
	L2016	1-481-083-11	INDUCTOR	22μH
	L2017	1-412-058-11	INDUCTOR	10μH
	L2018	1-457-429-11	INDUCTOR	22μH
	L2019	1-457-429-11	INDUCTOR	22μH
	L2022	1-469-555-21	INDUCTOR	10μH
	L2023	1-216-864-11	SHORT CHIP	
	L2025	1-469-555-21	INDUCTOR	10μH
	L2026	1-457-429-11	INDUCTOR	22μH
	L2027	1-457-429-11	INDUCTOR	22μH
	L3002	1-400-794-21	FERRITE	0μH
	L4501	1-469-555-21	INDUCTOR	10μH
	L4502	1-469-555-21	INDUCTOR	10μH
	L4503	1-469-555-21	INDUCTOR	10μH
	L4504	1-469-555-21	INDUCTOR	10μH
	L4505	1-469-555-21	INDUCTOR	10μH
	L5005	1-457-223-11	INDUCTOR	0μH
	L5006	1-457-223-11	INDUCTOR	0μH
	L5007	1-457-223-11	INDUCTOR	0μH
	L5008	1-457-223-11	INDUCTOR	0μH
	L5501	1-457-223-11	INDUCTOR	0μH
	L5502	1-457-223-11	INDUCTOR	0μH
	L5503	1-457-223-11	INDUCTOR	0μH
	L5504	1-457-223-11	INDUCTOR	0μH
	L7001	1-457-242-11	INDUCTOR	47μH
	L7002	1-424-976-21	INDUCTOR	47μH
	L7004	1-424-922-21	INDUCTOR	10μH
	L7005	1-424-922-21	INDUCTOR	10μH
	L7006	1-400-325-11	INDUCTOR	5.6μH
	L7007	1-400-281-11	INDUCTOR	10μH
	L7201	1-400-180-21	FERRITE	0μH
	L7300	1-400-284-21	INDUCTOR	0μH
	L7431	1-400-180-21	FERRITE	0μH
	L7720	1-400-180-21	FERRITE	0μH
	L7800	1-412-973-11	INDUCTOR	0.33μH
	L7801	1-412-971-31	INDUCTOR	0.22μH
	L7802	1-412-971-31	INDUCTOR	0.22μH
	L7805	1-412-973-11	INDUCTOR	0.33μH
	L7806	1-412-974-41	INDUCTOR	0.39μH
	L7807	1-412-974-41	INDUCTOR	0.39μH
	L7808	1-469-555-21	INDUCTOR	10μH
	L7809	1-412-972-31	INDUCTOR	0.27μH
	L7810	1-412-972-31	INDUCTOR	0.27μH
	L7811	1-469-555-21	INDUCTOR	10μH
	L7812	1-469-555-21	INDUCTOR	10μH
	L7813	1-469-555-21	INDUCTOR	10μH
	L7814	1-469-555-21	INDUCTOR	10μH
	L7815	1-469-555-21	INDUCTOR	10μH
	L7817	1-400-180-21	FERRITE	0μH
	L7818	1-400-180-21	FERRITE	0μH
	L7819	1-469-555-21	INDUCTOR	10μH
	L7820	1-400-180-21	FERRITE	0μH
	L7821	1-400-180-21	FERRITE	0μH
	L7822	1-400-180-21	FERRITE	0μH
	L7824	1-400-180-21	FERRITE	0μH
	L7825	1-400-180-21	FERRITE	0μH
	L7826	1-400-180-21	FERRITE	0μH
	L7827	1-400-180-21	FERRITE	0μH
	L9100	1-469-555-21	INDUCTOR	10μH
	L9101	1-412-029-11	INDUCTOR	10μH
	L9103	1-469-555-21	INDUCTOR	10μH
	L9104	1-469-555-21	INDUCTOR	10μH
	L9105	1-469-555-21	INDUCTOR	10μH
	L9106	1-456-984-11	INDUCTOR	0μH
	L9107	1-456-984-11	INDUCTOR	0μH
	L9108	1-456-984-11	INDUCTOR	0μH

NOTE: The components identified by shading and ⚠ mark are critical for safety. Replace only with part number specified.

NOTE: Les composants identifies per un trame et une marque ⚠ sont critiques pour la securite. Ne les remplacer que par une piece portant le numero specifie.

BM

REF. NO.	PART NO.	DESCRIPTION	VALUES		
L9109	1-456-984-11	INDUCTOR	0µH		
L9110	1-456-984-11	INDUCTOR	0µH		
L9111	1-400-177-21	FERRITE	0µH		
	IC LINK				
PS5000	1-576-646-11	FUSE	0.5A		50V
⚠ PS7000	1-576-925-11	IC LINK	3.15A	0V	
⚠ PS7001	1-576-925-11	IC LINK	3.15A	0V	
	TRANSISTOR				
Q1007	8-729-422-27	TRANSISTOR	2SD601A-Q		
Q2006	8-729-620-13	TRANSISTOR	2SC4154TP-1EF		
Q2007	6-551-364-01	TRANSISTOR	DTC614TUT106		
Q2008	6-551-364-01	TRANSISTOR	DTC614TUT106		
Q2009	8-729-028-96	TRANSISTOR	DTC114EUA-T106		
Q2010	8-729-013-28	TRANSISTOR	HN1B01FU-TE85R		
Q2012	6-551-271-01	TRANSISTOR	RT3AMMM		
Q2013	6-551-271-01	TRANSISTOR	RT3AMMM		
Q2016	8-729-028-96	TRANSISTOR	DTC114EUA-T106		
Q2017	8-729-028-96	TRANSISTOR	DTC114EUA-T106		
Q2018	8-729-028-96	TRANSISTOR	DTC114EUA-T106		
Q2019	6-551-364-01	TRANSISTOR	DTC614TUT106		
Q2020	6-551-364-01	TRANSISTOR	DTC614TUT106		
Q2021	8-729-422-27	TRANSISTOR	2SD601A-Q		
Q3007	8-729-028-96	TRANSISTOR	DTC114EUA-T106		
Q4001	8-729-028-97	TRANSISTOR	DTC114TUA-T106		
Q4002	8-729-028-97	TRANSISTOR	DTC114TUA-T106		
Q4011	8-729-907-00	TRANSISTOR	DTC114EU		
Q4014	8-729-028-96	TRANSISTOR	DTC114EUA-T106		
Q4016	8-729-028-97	TRANSISTOR	DTC114TUA-T106		
Q4017	8-729-028-97	TRANSISTOR	DTC114TUA-T106		
Q4018	8-729-054-36	TRANSISTOR	UPA1716G-E2		
Q4501	8-729-620-07	TRANSISTOR	2SC3052EF-T1-LEF		
Q4502	8-729-620-07	TRANSISTOR	2SC3052EF-T1-LEF		
Q4503	8-729-620-07	TRANSISTOR	2SC3052EF-T1-LEF		
Q5503	8-729-028-28	TRANSISTOR	2SK2036(TE85L)		
Q5505	8-729-028-28	TRANSISTOR	2SK2036(TE85L)		
Q5507	8-729-028-96	TRANSISTOR	DTC114EUA-T106		
Q5624	8-729-907-00	TRANSISTOR	DTC114EU		
Q5625	8-729-907-00	TRANSISTOR	DTC114EU		
⚠ Q7000	8-729-046-04	TRANSISTOR	FDS6690A		
⚠ Q7001	6-709-438-01	TRANSISTOR	FDS6986AS-NL		
⚠ Q7002	6-709-438-01	TRANSISTOR	FDS6986AS-NL		
⚠ Q7003	6-709-438-01	TRANSISTOR	FDS6986AS-NL		
⚠ Q7004	6-709-438-01	TRANSISTOR	FDS6986AS-NL		

REF. NO.	PART NO.	DESCRIPTION	VALUES		
Q7800	6-551-696-01	TRANSISTOR	ISA1235AC1TP-1EF		
Q7802	6-551-699-01	TRANSISTOR	ISA1602AM1TP-1EF		
Q7803	8-729-620-07	TRANSISTOR	2SC3052EF-T1-LEF		
Q7804	8-729-620-07	TRANSISTOR	2SC3052EF-T1-LEF		
Q7807	8-729-620-13	TRANSISTOR	2SC4154TP-1EF		
Q9100	8-729-600-22	TRANSISTOR	2SA1235-F		
Q9101	8-729-620-07	TRANSISTOR	2SC3052EF-T1-LEF		
	RESISTOR				
R1012	1-218-985-11	RES-CHIP	470K	5%	1/16W
R1013	1-218-990-81	SHORT CHIP			
R1014	1-218-985-11	RES-CHIP	470K	5%	1/16W
R1015	1-218-990-81	SHORT CHIP			
R1016	1-218-990-81	SHORT CHIP			
R1021	1-218-985-11	RES-CHIP	470K	5%	1/16W
R1022	1-218-990-81	SHORT CHIP			
R1023	1-218-985-11	RES-CHIP	470K	5%	1/16W
R1024	1-218-990-81	SHORT CHIP			
R1025	1-218-990-81	SHORT CHIP			
R1102	1-218-831-11	METAL CHIP	220	0.50%	1/10W
R1103	1-218-831-11	METAL CHIP	220	0.50%	1/10W
R1104	1-218-831-11	METAL CHIP	220	0.50%	1/10W
R1105	1-218-933-11	RES-CHIP	22	5%	1/16W
R1106	1-218-831-11	METAL CHIP	220	0.50%	1/10W
R1107	1-218-831-11	METAL CHIP	220	0.50%	1/10W
R1108	1-218-831-11	METAL CHIP	220	0.50%	1/10W
R1109	1-218-933-11	RES-CHIP	22	5%	1/16W
R1110	1-218-831-11	METAL CHIP	220	0.50%	1/10W
R1111	1-218-831-11	METAL CHIP	220	0.50%	1/10W
R1112	1-218-831-11	METAL CHIP	220	0.50%	1/10W
R1113	1-218-933-11	RES-CHIP	22	5%	1/16W
R1114	1-218-990-81	SHORT CHIP			
R1115	1-218-985-11	RES-CHIP	470K	5%	1/16W
R1116	1-218-990-81	SHORT CHIP			
R1117	1-218-985-11	RES-CHIP	470K	5%	1/16W
R1132	1-218-831-11	METAL CHIP	220	0.50%	1/10W
R1133	1-218-831-11	METAL CHIP	220	0.50%	1/10W
R1134	1-218-831-11	METAL CHIP	220	0.50%	1/10W
R1135	1-218-933-11	RES-CHIP	22	5%	1/16W
R1136	1-218-831-11	METAL CHIP	220	0.50%	1/10W
R1137	1-218-831-11	METAL CHIP	220	0.50%	1/10W
R1138	1-218-831-11	METAL CHIP	220	0.50%	1/10W
R1139	1-218-933-11	RES-CHIP	22	5%	1/16W
R1140	1-218-831-11	METAL CHIP	220	0.50%	1/10W

BM

REF. NO.	PART NO.	DESCRIPTION	VALUES		
R1141	1-218-831-11	METAL CHIP	220	0.50%	1/10W
R1142	1-218-831-11	METAL CHIP	220	0.50%	1/10W
R1143	1-218-933-11	RES-CHIP	22	5%	1/16W
R1144	1-218-990-81	SHORT CHIP			
R1145	1-218-985-11	RES-CHIP	470K	5%	1/16W
R1146	1-218-990-81	SHORT CHIP			
R1147	1-218-985-11	RES-CHIP	470K	5%	1/16W
R1401	1-216-864-11	SHORT CHIP			
R1402	1-218-990-81	SHORT CHIP			
R1403	1-218-990-81	SHORT CHIP			
R1404	1-218-990-81	SHORT CHIP			
R1405	1-218-990-81	SHORT CHIP			
R1406	1-218-990-81	SHORT CHIP			
R1408	1-216-864-11	SHORT CHIP			
R1700	1-218-981-91	RES-CHIP	220K	5%	1/16W
R1701	1-218-981-91	RES-CHIP	220K	5%	1/16W
R1702	1-218-957-11	RES-CHIP	2.2K	5%	1/16W
R1703	1-218-957-11	RES-CHIP	2.2K	5%	1/16W
R1710	1-218-985-11	RES-CHIP	470K	5%	1/16W
R1711	1-218-985-11	RES-CHIP	470K	5%	1/16W
R1712	1-218-953-11	RES-CHIP	1K	5%	1/16W
R1713	1-218-953-11	RES-CHIP	1K	5%	1/16W
R1720	1-218-985-11	RES-CHIP	470K	5%	1/16W
R1721	1-218-985-11	RES-CHIP	470K	5%	1/16W
R1722	1-218-953-11	RES-CHIP	1K	5%	1/16W
R1723	1-218-953-11	RES-CHIP	1K	5%	1/16W
R1726	1-216-864-11	SHORT CHIP			
R1727	1-216-864-11	SHORT CHIP			
R1728	1-216-864-11	SHORT CHIP			
R1822	1-218-990-81	SHORT CHIP			
R1832	1-218-990-81	SHORT CHIP			
R1833	1-218-990-81	SHORT CHIP			
R1836	1-218-990-81	SHORT CHIP			
R1839	1-218-990-81	SHORT CHIP			
R1842	1-218-990-81	SHORT CHIP			
R1845	1-218-990-81	SHORT CHIP			
R1848	1-218-990-81	SHORT CHIP			
R1850	1-216-809-11	METAL CHIP	100	5%	1/10W
R1859	1-218-831-11	METAL CHIP	220	0.50%	1/10W
R1866	1-216-864-11	SHORT CHIP			
R1867	1-216-864-11	SHORT CHIP			
R1868	1-216-864-11	SHORT CHIP			
R1869	1-218-831-11	METAL CHIP	220	0.50%	1/10W
R1870	1-218-831-11	METAL CHIP	220	0.50%	1/10W
R1871	1-218-831-11	METAL CHIP	220	0.50%	1/10W
R1876	1-216-864-11	SHORT CHIP			
R1877	1-216-864-11	SHORT CHIP			
R1878	1-218-831-11	METAL CHIP	220	0.50%	1/10W
R1885	1-216-864-11	SHORT CHIP			
R1886	1-216-864-11	SHORT CHIP			
R1887	1-218-831-11	METAL CHIP	220	0.50%	1/10W
R1894	1-216-864-11	SHORT CHIP			
R1914	1-218-831-11	METAL CHIP	220	0.50%	1/10W
R1915	1-218-831-11	METAL CHIP	220	0.50%	1/10W
R1916	1-218-831-11	METAL CHIP	220	0.50%	1/10W
R1917	1-218-969-11	RES-CHIP	22K	5%	1/16W
R1918	1-218-965-11	RES-CHIP	10K	5%	1/16W
R1919	1-218-941-81	RES-CHIP	100	5%	1/16W
R1920	1-218-839-11	METAL CHIP	470	0.50%	1/10W
R1922	1-218-990-81	SHORT CHIP			
R1923	1-218-990-81	SHORT CHIP			
R1924	1-216-864-11	SHORT CHIP			
R1925	1-216-864-11	SHORT CHIP			
R1926	1-216-864-11	SHORT CHIP			
R1927	1-216-864-11	SHORT CHIP			
R1928	1-216-864-11	SHORT CHIP			
R1929	1-216-864-11	SHORT CHIP			
R1930	1-216-864-11	SHORT CHIP			
R1931	1-216-864-11	SHORT CHIP			
R1932	1-216-864-11	SHORT CHIP			
R1933	1-216-864-11	SHORT CHIP			
R1934	1-216-864-11	SHORT CHIP			
R1935	1-216-864-11	SHORT CHIP			
R1936	1-216-864-11	SHORT CHIP			
R1937	1-216-864-11	SHORT CHIP			
R1938	1-216-864-11	SHORT CHIP			
R1939	1-216-864-11	SHORT CHIP			
R1940	1-216-295-91	SHORT CHIP			
R1941	1-216-295-91	SHORT CHIP			
R1942	1-216-295-91	SHORT CHIP			
R1943	1-216-295-91	SHORT CHIP			
R1944	1-216-295-91	SHORT CHIP			
R1945	1-216-295-91	SHORT CHIP			
R1946	1-216-295-91	SHORT CHIP			
R2110	1-208-905-11	METAL CHIP	5.6K	0.50%	1/16W
R2111	1-208-905-11	METAL CHIP	5.6K	0.50%	1/16W
R2112	1-218-973-11	RES-CHIP	47K	5%	1/16W
R2113	1-218-973-11	RES-CHIP	47K	5%	1/16W
R2114	1-216-864-11	SHORT CHIP			
R2116	1-216-864-11	SHORT CHIP			

BM

REF. NO.	PART NO.	DESCRIPTION	VALUES		
R2117	1-208-687-11	METAL CHIP	1.5K	0.50%	1/16W
R2118	1-208-687-11	METAL CHIP	1.5K	0.50%	1/16W
R2120	1-218-973-11	RES-CHIP	47K	5%	1/16W
R2121	1-218-973-11	RES-CHIP	47K	5%	1/16W
R2122	1-218-973-11	RES-CHIP	47K	5%	1/16W
R2126	1-218-973-11	RES-CHIP	47K	5%	1/16W
R2129	1-218-973-11	RES-CHIP	47K	5%	1/16W
R2130	1-208-697-11	METAL CHIP	3.9K	0.50%	1/16W
R2131	1-208-697-11	METAL CHIP	3.9K	0.50%	1/16W
R2133	1-218-973-11	RES-CHIP	47K	5%	1/16W
R2138	1-218-985-11	RES-CHIP	470K	5%	1/16W
R2139	1-218-985-11	RES-CHIP	470K	5%	1/16W
R2141	1-218-957-11	RES-CHIP	2.2K	5%	1/16W
R2142	1-218-957-11	RES-CHIP	2.2K	5%	1/16W
R2143	1-208-905-11	METAL CHIP	5.6K	0.50%	1/16W
R2145	1-208-905-11	METAL CHIP	5.6K	0.50%	1/16W
R2147	1-218-990-81	SHORT CHIP			
R2148	1-218-973-11	RES-CHIP	47K	5%	1/16W
R2149	1-218-969-11	RES-CHIP	22K	5%	1/16W
R2150	1-218-969-11	RES-CHIP	22K	5%	1/16W
R2151	1-218-973-11	RES-CHIP	47K	5%	1/16W
R2153	1-218-977-11	RES-CHIP	100K	5%	1/16W
R2161	1-218-965-11	RES-CHIP	10K	5%	1/16W
R2162	1-218-977-11	RES-CHIP	100K	5%	1/16W
R2163	1-218-973-11	RES-CHIP	47K	5%	1/16W
R2166	1-218-965-11	RES-CHIP	10K	5%	1/16W
R2167	1-218-965-11	RES-CHIP	10K	5%	1/16W
R2168	1-218-961-11	RES-CHIP	4.7K	5%	1/16W
R2169	1-218-973-11	RES-CHIP	47K	5%	1/16W
R2170	1-218-965-11	RES-CHIP	10K	5%	1/16W
R2171	1-218-961-11	RES-CHIP	4.7K	5%	1/16W
R2176	1-218-973-11	RES-CHIP	47K	5%	1/16W
R2177	1-218-977-11	RES-CHIP	100K	5%	1/16W
R2178	1-218-977-11	RES-CHIP	100K	5%	1/16W
R2179	1-218-977-11	RES-CHIP	100K	5%	1/16W
R2180	1-218-965-11	RES-CHIP	10K	5%	1/16W
R2181	1-218-977-11	RES-CHIP	100K	5%	1/16W
R2184	1-218-965-11	RES-CHIP	10K	5%	1/16W
R2185	1-218-965-11	RES-CHIP	10K	5%	1/16W
R2186	1-216-813-11	METAL CHIP	220	5%	1/10W
R2187	1-216-813-11	METAL CHIP	220	5%	1/10W
R2198	1-218-963-11	RES-CHIP	6.8K	5%	1/16W
R2199	1-218-965-11	RES-CHIP	10K	5%	1/16W
R2200	1-218-977-11	RES-CHIP	100K	5%	1/16W
R2201	1-218-990-81	SHORT CHIP			

REF. NO.	PART NO.	DESCRIPTION	VALUES		
R2202	1-218-965-11	RES-CHIP	10K	5%	1/16W
R2204	1-218-977-11	RES-CHIP	100K	5%	1/16W
R2205	1-218-973-11	RES-CHIP	47K	5%	1/16W
R2206	1-218-965-11	RES-CHIP	10K	5%	1/16W
R2210	1-208-691-11	METAL CHIP	2.2K	0.50%	1/16W
R2211	1-208-691-11	METAL CHIP	2.2K	0.50%	1/16W
R2212	1-208-711-11	METAL CHIP	15K	0.50%	1/16W
R2213	1-208-711-11	METAL CHIP	15K	0.50%	1/16W
R2214	1-218-965-11	RES-CHIP	10K	5%	1/16W
R2215	1-218-965-11	RES-CHIP	10K	5%	1/16W
R2216	1-218-977-11	RES-CHIP	100K	5%	1/16W
R2217	1-218-977-11	RES-CHIP	100K	5%	1/16W
R2222	1-218-973-11	RES-CHIP	47K	5%	1/16W
R2227	1-218-973-11	RES-CHIP	47K	5%	1/16W
R2228	1-469-083-21	FERRITE	0μH		
R2229	1-469-083-21	FERRITE	0μH		
R2230	1-220-199-81	RES-CHIP	24K	5%	1/16W
R2231	1-220-199-81	RES-CHIP	24K	5%	1/16W
R2232	1-469-083-21	FERRITE	0μH		
R2233	1-469-083-21	FERRITE	0μH		
R2234	1-216-833-11	METAL CHIP	10K	5%	1/10W
R2235	1-216-813-11	METAL CHIP	220	5%	1/10W
R2236	1-216-807-11	METAL CHIP	68	5%	1/10W
R2237	1-216-821-11	METAL CHIP	1K	5%	1/10W
R2238	1-216-821-11	METAL CHIP	1K	5%	1/10W
R2239	1-216-821-11	METAL CHIP	1K	5%	1/10W
R2249	1-218-941-81	RES-CHIP	100	5%	1/16W
R2250	1-218-990-81	SHORT CHIP			
R2251	1-218-953-11	RES-CHIP	1K	5%	1/16W
R2252	1-218-961-11	RES-CHIP	4.7K	5%	1/16W
R2253	1-218-990-81	SHORT CHIP			
R2254	1-218-990-81	SHORT CHIP			
R2257	1-218-982-11	RES-CHIP	270K	5%	1/16W
R2258	1-218-982-11	RES-CHIP	270K	5%	1/16W
R2259	1-218-982-11	RES-CHIP	270K	5%	1/16W
R2260	1-218-982-11	RES-CHIP	270K	5%	1/16W
R2261	1-218-965-11	RES-CHIP	10K	5%	1/16W
R2262	1-218-965-11	RES-CHIP	10K	5%	1/16W
R2263	1-218-965-11	RES-CHIP	10K	5%	1/16W
R2264	1-218-965-11	RES-CHIP	10K	5%	1/16W
R2265	1-218-950-11	RES-CHIP	560	5%	1/16W
R2266	1-218-950-11	RES-CHIP	560	5%	1/16W
R2267	1-218-950-11	RES-CHIP	560	5%	1/16W
R2268	1-218-950-11	RES-CHIP	560	5%	1/16W
R2269	1-218-941-81	RES-CHIP	100	5%	1/16W

BM

REF. NO.	PART NO.	DESCRIPTION	VALUES		
R2270	1-218-941-81	RES-CHIP	100	5%	1/16W
R2271	1-218-941-81	RES-CHIP	100	5%	1/16W
R2272	1-218-941-81	RES-CHIP	100	5%	1/16W
R2273	1-218-973-11	RES-CHIP	47K	5%	1/16W
R2274	1-218-973-11	RES-CHIP	47K	5%	1/16W
R2275	1-218-973-11	RES-CHIP	47K	5%	1/16W
R2276	1-218-973-11	RES-CHIP	47K	5%	1/16W
R2277	1-218-990-81	SHORT CHIP			
R2278	1-218-990-81	SHORT CHIP			
R2281	1-208-695-11	METAL CHIP	3.3K	0.50%	1/16W
R2282	1-208-935-11	METAL CHIP	100K	0.50%	1/16W
R2283	1-218-990-81	SHORT CHIP			
R3010	1-218-990-81	SHORT CHIP			
R3031	1-208-931-11	METAL CHIP	68K	0.50%	1/16W
R3034	1-208-703-11	METAL CHIP	6.8K	0.50%	1/16W
R3037	1-208-711-11	METAL CHIP	15K	0.50%	1/16W
R3073	1-218-990-81	SHORT CHIP			
R3087	1-218-990-81	SHORT CHIP			
R3101	1-218-959-11	RES-CHIP	3.3K	5%	1/16W
R3146	1-218-941-81	RES-CHIP	100	5%	1/16W
R3180	1-218-965-11	RES-CHIP	10K	5%	1/16W
R3190	1-208-886-81	METAL CHIP	910	0.50%	1/16W
R3201	1-218-990-81	SHORT CHIP			
R3218	1-218-961-11	RES-CHIP	4.7K	5%	1/16W
R3223	1-218-945-11	RES-CHIP	220	5%	1/16W
R3243	1-218-941-81	RES-CHIP	100	5%	1/16W
R3247	1-218-990-81	SHORT CHIP			
R3249	1-218-935-11	RES-CHIP	33	5%	1/16W
R3255	1-400-591-22	FERRITE	0μH		
R3256	1-400-591-22	FERRITE	0μH		
R3257	1-400-591-22	FERRITE	0μH		
R3258	1-400-591-22	FERRITE	0μH		
R3260	1-400-591-22	FERRITE	0μH		
R3261	1-400-591-22	FERRITE	0μH		
R3262	1-400-591-22	FERRITE	0μH		
R3264	1-400-591-22	FERRITE	0μH		
R3265	1-400-591-22	FERRITE	0μH		
R3267	1-216-864-11	SHORT CHIP			
R3270	1-218-941-81	RES-CHIP	100	5%	1/16W
R3515	1-216-833-11	METAL CHIP	10K	5%	1/10W
R3516	1-216-809-11	METAL CHIP	100	5%	1/10W
R3517	1-218-989-11	RES-CHIP	1M	5%	1/16W
R3519	1-216-809-11	METAL CHIP	100	5%	1/10W
R3524	1-218-990-81	SHORT CHIP			
R3526	1-216-864-11	SHORT CHIP			

REF. NO.	PART NO.	DESCRIPTION	VALUES		
R3527	1-218-941-81	RES-CHIP	100	5%	1/16W
R3528	1-218-990-81	SHORT CHIP			
R3533	1-216-864-11	SHORT CHIP			
R3534	1-216-864-11	SHORT CHIP			
R3539	1-218-990-81	SHORT CHIP			
R3541	1-218-990-81	SHORT CHIP			
R4002	1-218-977-11	RES-CHIP	100K	5%	1/16W
R4006	1-218-977-11	RES-CHIP	100K	5%	1/16W
R4007	1-218-979-11	RES-CHIP	150K	5%	1/16W
R4008	1-218-965-11	RES-CHIP	10K	5%	1/16W
R4013	1-218-977-11	RES-CHIP	100K	5%	1/16W
R4042	1-218-977-11	RES-CHIP	100K	5%	1/16W
R4043	1-218-979-11	RES-CHIP	150K	5%	1/16W
R4045	1-216-864-11	SHORT CHIP			
R4047	1-216-825-11	METAL CHIP	2.2K	5%	1/10W
R4048	1-218-839-11	METAL CHIP	470	0.50%	1/10W
R4050	1-218-971-11	RES-CHIP	33K	5%	1/16W
R4058	1-216-833-11	METAL CHIP	10K	5%	1/10W
R4060	1-216-833-11	METAL CHIP	10K	5%	1/10W
R4061	1-218-983-11	RES-CHIP	330K	5%	1/16W
R4063	1-218-963-11	RES-CHIP	6.8K	5%	1/16W
R4064	1-218-965-11	RES-CHIP	10K	5%	1/16W
R4065	1-218-971-11	RES-CHIP	33K	5%	1/16W
R4067	1-218-990-81	SHORT CHIP			
R4545	1-218-665-11	METAL CHIP	75	0.50%	1/10W
R4546	1-218-665-11	METAL CHIP	75	0.50%	1/10W
R4547	1-218-665-11	METAL CHIP	75	0.50%	1/10W
R4551	1-216-864-11	SHORT CHIP			
R4552	1-216-823-11	METAL CHIP	1.5K	5%	1/10W
R4553	1-218-289-11	METAL CHIP	510	5%	1/10W
R4554	1-216-833-11	METAL CHIP	10K	5%	1/10W
R4555	1-216-833-11	METAL CHIP	10K	5%	1/10W
R4556	1-216-801-11	METAL CHIP	22	5%	1/10W
R4557	1-216-801-11	METAL CHIP	22	5%	1/10W
R4558	1-216-801-11	METAL CHIP	22	5%	1/10W
R4559	1-216-801-11	METAL CHIP	22	5%	1/10W
R4560	1-218-969-11	RES-CHIP	22K	5%	1/16W
R4561	1-218-969-11	RES-CHIP	22K	5%	1/16W
R4562	1-218-969-11	RES-CHIP	22K	5%	1/16W
R4563	1-218-969-11	RES-CHIP	22K	5%	1/16W
R4564	1-218-969-11	RES-CHIP	22K	5%	1/16W
R4565	1-218-969-11	RES-CHIP	22K	5%	1/16W
R4575	1-216-864-11	SHORT CHIP			
R4576	1-216-864-11	SHORT CHIP			
R4577	1-216-864-11	SHORT CHIP			

BM

REF. NO.	PART NO.	DESCRIPTION	VALUES		
R4578	1-208-675-11	METAL CHIP	470	0.50%	1/16W
R4579	1-208-675-11	METAL CHIP	470	0.50%	1/16W
R4580	1-208-675-11	METAL CHIP	470	0.50%	1/16W
R5012	1-218-827-11	METAL CHIP	150	0.50%	1/10W
R5013	1-218-827-11	METAL CHIP	150	0.50%	1/10W
R5014	1-218-827-11	METAL CHIP	150	0.50%	1/10W
R5015	1-218-827-11	METAL CHIP	150	0.50%	1/10W
R5016	1-218-953-11	RES-CHIP	1K	5%	1/16W
R5017	1-218-827-11	METAL CHIP	150	0.50%	1/10W
R5018	1-218-827-11	METAL CHIP	150	0.50%	1/10W
R5019	1-218-977-11	RES-CHIP	100K	5%	1/16W
R5029	1-218-933-11	RES-CHIP	22	5%	1/16W
R5030	1-218-933-11	RES-CHIP	22	5%	1/16W
R5501	1-218-929-11	RES-CHIP	10	5%	1/16W
R5504	1-208-683-11	METAL CHIP	1K	0.50%	1/16W
R5505	1-218-929-11	RES-CHIP	10	5%	1/16W
R5512	1-208-683-11	METAL CHIP	1K	0.50%	1/16W
R5513	1-218-941-81	RES-CHIP	100	5%	1/16W
R5514	1-218-941-81	RES-CHIP	100	5%	1/16W
R5519	1-218-961-11	RES-CHIP	4.7K	5%	1/16W
R5521	1-218-973-11	RES-CHIP	47K	5%	1/16W
R5525	1-218-973-11	RES-CHIP	47K	5%	1/16W
R5527	1-218-941-81	RES-CHIP	100	5%	1/16W
R5528	1-218-941-81	RES-CHIP	100	5%	1/16W
R5529	1-218-973-11	RES-CHIP	47K	5%	1/16W
R5530	1-218-941-81	RES-CHIP	100	5%	1/16W
R5534	1-218-961-11	RES-CHIP	4.7K	5%	1/16W
R5535	1-218-973-11	RES-CHIP	47K	5%	1/16W
R5536	1-218-973-11	RES-CHIP	47K	5%	1/16W
R5538	1-218-973-11	RES-CHIP	47K	5%	1/16W
R5539	1-218-990-81	SHORT CHIP			
R5543	1-218-941-81	RES-CHIP	100	5%	1/16W
R5557	1-218-990-81	SHORT CHIP			
R5580	1-216-295-91	SHORT CHIP			
R5622	1-218-965-11	RES-CHIP	10K	5%	1/16W
R5637	1-218-990-81	SHORT CHIP			
R5638	1-218-990-81	SHORT CHIP			
R5642	1-216-864-11	SHORT CHIP			
R5644	1-218-961-11	RES-CHIP	4.7K	5%	1/16W
R5645	1-218-961-11	RES-CHIP	4.7K	5%	1/16W
R5648	1-216-864-11	SHORT CHIP			
R5658	1-218-961-11	RES-CHIP	4.7K	5%	1/16W
R5660	1-218-990-81	SHORT CHIP			
R5671	1-218-941-81	RES-CHIP	100	5%	1/16W
R7000	1-216-821-11	METAL CHIP	1K	5%	1/10W

REF. NO.	PART NO.	DESCRIPTION	VALUES		
R7001	1-216-815-11	METAL CHIP	330	5%	1/10W
R7002	1-216-821-11	METAL CHIP	1K	5%	1/10W
R7003	1-216-821-11	METAL CHIP	1K	5%	1/10W
R7004	1-216-841-11	METAL CHIP	47K	5%	1/10W
R7005	1-218-867-11	METAL CHIP	6.8K	0.50%	1/10W
R7006	1-218-861-11	METAL CHIP	3.9K	0.50%	1/10W
R7007	1-218-847-11	METAL CHIP	1K	0.50%	1/10W
R7008	1-218-873-11	METAL CHIP	12K	0.50%	1/10W
R7009	1-218-891-11	METAL CHIP	68K	0.50%	1/10W
R7010	1-218-911-11	METAL CHIP	470K	0.50%	1/10W
R7012	1-216-295-91	SHORT CHIP			
R7016	1-216-295-91	SHORT CHIP			
R7017	1-469-553-21	INDUCTOR	4.7μH		
R7018	1-208-935-11	METAL CHIP	100K	0.50%	1/16W
R7019	1-218-965-11	RES-CHIP	10K	5%	1/16W
R7020	1-218-990-81	SHORT CHIP			
R7021	1-218-990-81	SHORT CHIP			
R7022	1-216-820-11	METAL CHIP	820	5%	1/10W
R7023	1-216-819-11	METAL CHIP	680	5%	1/10W
R7024	1-218-941-81	RES-CHIP	100	5%	1/16W
R7025	1-208-936-11	METAL CHIP	110K	0.50%	1/16W
R7026	1-208-935-11	METAL CHIP	100K	0.50%	1/16W
R7027	1-218-965-11	RES-CHIP	10K	5%	1/16W
R7028	1-208-956-81	METAL CHIP	750K	0.50%	1/16W
R7029	1-218-990-81	SHORT CHIP			
R7030	1-218-961-11	RES-CHIP	4.7K	5%	1/16W
R7032	1-218-990-81	SHORT CHIP			
R7034	1-218-977-11	RES-CHIP	100K	5%	1/16W
R7035	1-208-695-11	METAL CHIP	3.3K	0.50%	1/16W
R7036	1-218-982-11	RES-CHIP	270K	5%	1/16W
R7037	1-208-687-11	METAL CHIP	1.5K	0.50%	1/16W
R7038	1-208-923-11	METAL CHIP	33K	0.50%	1/16W
R7039	1-208-923-11	METAL CHIP	33K	0.50%	1/16W
R7040	1-208-923-11	METAL CHIP	33K	0.50%	1/16W
R7041	1-208-927-11	METAL CHIP	47K	0.50%	1/16W
R7042	1-218-982-11	RES-CHIP	270K	5%	1/16W
R7043	1-208-923-11	METAL CHIP	33K	0.50%	1/16W
R7044	1-208-929-81	METAL CHIP	56K	0.50%	1/16W
R7045	1-208-923-11	METAL CHIP	33K	0.50%	1/16W
R7046	1-208-923-11	METAL CHIP	33K	0.50%	1/16W
R7047	1-208-691-11	METAL CHIP	2.2K	0.50%	1/16W
R7048	1-218-941-81	RES-CHIP	100	5%	1/16W
R7049	1-208-691-11	METAL CHIP	2.2K	0.50%	1/16W
R7050	1-218-941-81	RES-CHIP	100	5%	1/16W
R7051	1-218-941-81	RES-CHIP	100	5%	1/16W

BM

REF. NO.	PART NO.	DESCRIPTION	VALUES		
R7052	1-208-691-11	METAL CHIP	2.2K	0.50%	1/16W
R7053	1-218-941-81	RES-CHIP	100	5%	1/16W
R7054	1-208-691-11	METAL CHIP	2.2K	0.50%	1/16W
R7055	1-208-935-11	METAL CHIP	100K	0.50%	1/16W
R7056	1-208-935-11	METAL CHIP	100K	0.50%	1/16W
R7057	1-208-935-11	METAL CHIP	100K	0.50%	1/16W
R7058	1-208-935-11	METAL CHIP	100K	0.50%	1/16W
R7059	1-218-937-11	RES-CHIP	47	5%	1/16W
R7060	1-218-937-11	RES-CHIP	47	5%	1/16W
R7061	1-218-937-11	RES-CHIP	47	5%	1/16W
R7062	1-218-937-11	RES-CHIP	47	5%	1/16W
R7063	1-216-864-11	SHORT CHIP			
R7064	1-216-864-11	SHORT CHIP			
R7065	1-208-911-11	METAL CHIP	10K	0.50%	1/16W
R7066	1-208-709-11	METAL CHIP	12K	0.50%	1/16W
R7067	1-208-911-11	METAL CHIP	10K	0.50%	1/16W
R7068	1-208-911-11	METAL CHIP	10K	0.50%	1/16W
R7069	1-216-295-91	SHORT CHIP			
R7070	1-216-295-91	SHORT CHIP			
R7071	1-216-791-11	METAL CHIP	3.3	5%	1/10W
R7072	1-216-791-11	METAL CHIP	3.3	5%	1/10W
R7073	1-216-791-11	METAL CHIP	3.3	5%	1/10W
R7074	1-216-791-11	METAL CHIP	3.3	5%	1/10W
R7079	1-216-295-91	SHORT CHIP			
R7080	1-216-295-91	SHORT CHIP			
R7081	1-216-295-91	SHORT CHIP			
R7082	1-216-295-91	SHORT CHIP			
R7089	1-216-295-91	SHORT CHIP			
R7092	1-218-990-81	SHORT CHIP			
R7200	1-218-989-11	RES-CHIP	1M	5%	1/16W
R7201	1-216-793-11	METAL CHIP	4.7	5%	1/10W
R7202	1-218-990-81	SHORT CHIP			
R7203	1-218-941-81	RES-CHIP	100	5%	1/16W
R7301	1-216-864-11	SHORT CHIP			
R7302	1-216-864-11	SHORT CHIP			
R7307	1-218-965-11	RES-CHIP	10K	5%	1/16W
R7317	1-216-793-11	METAL CHIP	4.7	5%	1/10W
R7318	1-216-793-11	METAL CHIP	4.7	5%	1/10W
R7327	1-218-977-11	RES-CHIP	100K	5%	1/16W
R7328	1-218-959-11	RES-CHIP	3.3K	5%	1/16W
R7329	1-216-835-11	METAL CHIP	15K	5%	1/10W
R7330	1-218-959-11	RES-CHIP	3.3K	5%	1/16W
R7331	1-216-835-11	METAL CHIP	15K	5%	1/10W
R7332	1-216-835-11	METAL CHIP	15K	5%	1/10W
R7333	1-216-835-11	METAL CHIP	15K	5%	1/10W

REF. NO.	PART NO.	DESCRIPTION	VALUES		
R7334	1-216-864-11	SHORT CHIP			
R7335	1-216-864-11	SHORT CHIP			
R7337	1-218-965-11	RES-CHIP	10K	5%	1/16W
R7400	1-208-911-11	METAL CHIP	10K	0.50%	1/16W
R7401	1-208-855-81	METAL CHIP	47	0.50%	1/16W
R7402	1-208-683-11	METAL CHIP	1K	0.50%	1/16W
R7403	1-208-683-11	METAL CHIP	1K	0.50%	1/16W
R7404	1-208-683-11	METAL CHIP	1K	0.50%	1/16W
R7405	1-208-683-11	METAL CHIP	1K	0.50%	1/16W
R7406	1-208-683-11	METAL CHIP	1K	0.50%	1/16W
R7407	1-208-683-11	METAL CHIP	1K	0.50%	1/16W
R7408	1-208-683-11	METAL CHIP	1K	0.50%	1/16W
R7501	1-218-957-11	RES-CHIP	2.2K	5%	1/16W
R7502	1-218-990-81	SHORT CHIP			
R7505	1-218-965-11	RES-CHIP	10K	5%	1/16W
R7506	1-218-965-11	RES-CHIP	10K	5%	1/16W
R7508	1-218-977-11	RES-CHIP	100K	5%	1/16W
R7509	1-218-965-11	RES-CHIP	10K	5%	1/16W
R7511	1-218-965-11	RES-CHIP	10K	5%	1/16W
R7513	1-218-965-11	RES-CHIP	10K	5%	1/16W
R7517	1-218-965-11	RES-CHIP	10K	5%	1/16W
R7521	1-218-965-11	RES-CHIP	10K	5%	1/16W
R7526	1-218-965-11	RES-CHIP	10K	5%	1/16W
R7528	1-218-953-11	RES-CHIP	1K	5%	1/16W
R7529	1-218-977-11	RES-CHIP	100K	5%	1/16W
R7532	1-218-990-81	SHORT CHIP			
R7533	1-218-446-11	METAL CHIP	1	5%	1/10W
R7535	1-218-990-81	SHORT CHIP			
R7541	1-218-990-81	SHORT CHIP			
R7542	1-218-990-81	SHORT CHIP			
R7544	1-218-990-81	SHORT CHIP			
R7607	1-218-933-11	RES-CHIP	22	5%	1/16W
R7608	1-218-973-11	RES-CHIP	47K	5%	1/16W
R7609	1-218-965-11	RES-CHIP	10K	5%	1/16W
R7610	1-218-953-11	RES-CHIP	1K	5%	1/16W
R7611	1-218-933-11	RES-CHIP	22	5%	1/16W
R7703	1-218-990-81	SHORT CHIP			
R7705	1-218-941-81	RES-CHIP	100	5%	1/16W
R7706	1-218-935-11	RES-CHIP	33	5%	1/16W
R7710	1-218-935-11	RES-CHIP	33	5%	1/16W
R7712	1-218-935-11	RES-CHIP	33	5%	1/16W
R7714	1-218-953-11	RES-CHIP	1K	5%	1/16W
R7715	1-218-953-11	RES-CHIP	1K	5%	1/16W
R7716	1-218-935-11	RES-CHIP	33	5%	1/16W
R7717	1-218-935-11	RES-CHIP	33	5%	1/16W

BM

REF. NO.	PART NO.	DESCRIPTION	VALUES		
R7800	1-218-953-11	RES-CHIP	1K	5%	1/16W
R7808	1-218-949-11	RES-CHIP	470	5%	1/16W
R7814	1-218-941-81	RES-CHIP	100	5%	1/16W
R7819	1-218-941-81	RES-CHIP	100	5%	1/16W
R7821	1-218-969-11	RES-CHIP	22K	5%	1/16W
R7822	1-218-969-11	RES-CHIP	22K	5%	1/16W
R7829	1-218-961-11	RES-CHIP	4.7K	5%	1/16W
R7831	1-218-989-11	RES-CHIP	1M	5%	1/16W
R7834	1-218-957-11	RES-CHIP	2.2K	5%	1/16W
R7836	1-218-990-81	SHORT CHIP			
R7838	1-218-958-11	RES-CHIP	2.7K	5%	1/16W
R7839	1-208-697-11	METAL CHIP	3.9K	0.50%	1/16W
R7840	1-218-953-11	RES-CHIP	1K	5%	1/16W
R7842	1-218-953-11	RES-CHIP	1K	5%	1/16W
R7843	1-208-663-11	METAL CHIP	150	0.50%	1/16W
R7844	1-208-893-11	METAL CHIP	1.8K	0.50%	1/16W
R7845	1-218-965-11	RES-CHIP	10K	5%	1/16W
R7847	1-218-941-11	RES-CHIP	100	5%	1/16W
R7848	1-218-989-11	RES-CHIP	1M	5%	1/16W
R7849	1-208-715-11	METAL CHIP	22K	0.50%	1/16W
R7851	1-218-959-11	RES-CHIP	3.3K	5%	1/16W
R7852	1-218-978-11	RES-CHIP	120K	5%	1/16W
R7853	1-218-965-11	RES-CHIP	10K	5%	1/16W
R7868	1-208-893-11	METAL CHIP	1.8K	0.50%	1/16W
R7869	1-218-941-81	RES-CHIP	100	5%	1/16W
R7964	1-218-969-11	RES-CHIP	22K	5%	1/16W
R7965	1-208-928-11	METAL CHIP	51K	0.50%	1/16W
R7967	1-218-941-81	RES-CHIP	100	5%	1/16W
R7969	1-208-928-11	METAL CHIP	51K	0.50%	1/16W
R7970	1-218-969-11	RES-CHIP	22K	5%	1/16W
R7971	1-218-941-81	RES-CHIP	100	5%	1/16W
R7972	1-218-959-11	RES-CHIP	3.3K	5%	1/16W
R7973	1-218-959-11	RES-CHIP	3.3K	5%	1/16W
R7974	1-218-941-81	RES-CHIP	100	5%	1/16W
R7975	1-218-941-81	RES-CHIP	100	5%	1/16W
R7976	1-208-871-81	METAL CHIP	220	0.50%	1/16W
R7977	1-218-831-11	METAL CHIP	220	0.50%	1/10W
R7979	1-218-831-11	METAL CHIP	220	0.50%	1/10W
R7982	1-218-827-11	METAL CHIP	150	0.50%	1/10W
R7983	1-218-831-11	METAL CHIP	220	0.50%	1/10W
R7984	1-218-831-11	METAL CHIP	220	0.50%	1/10W
R7987	1-218-831-11	METAL CHIP	220	0.50%	1/10W
R7988	1-218-831-11	METAL CHIP	220	0.50%	1/10W
R9109	1-216-833-11	METAL CHIP	10K	5%	1/10W
R9110	1-216-801-11	METAL CHIP	22	5%	1/10W

REF. NO.	PART NO.	DESCRIPTION	VALUES		
R9111	1-216-821-11	METAL CHIP	1K	5%	1/10W
R9117	1-216-864-11	SHORT CHIP			
R9139	1-216-803-11	METAL CHIP	33	5%	1/10W
R9146	1-216-864-11	SHORT CHIP			
R9153	1-216-864-11	SHORT CHIP			
R9154	1-216-864-11	SHORT CHIP			
R9159	1-216-845-11	METAL CHIP	100K	5%	1/10W
R9163	1-216-821-11	METAL CHIP	1K	5%	1/10W
R9165	1-216-821-11	METAL CHIP	1K	5%	1/10W
R9166	1-216-833-11	METAL CHIP	10K	5%	1/10W
R9167	1-216-821-11	METAL CHIP	1K	5%	1/10W
R9169	1-216-821-11	METAL CHIP	1K	5%	1/10W
R9177	1-218-990-81	SHORT CHIP			
R9178	1-218-990-81	SHORT CHIP			
R9179	1-218-941-81	RES-CHIP	100	5%	1/16W
R9184	1-218-990-81	SHORT CHIP			
R9185	1-218-990-81	SHORT CHIP			
R9186	1-216-864-11	SHORT CHIP			
R9187	1-216-864-11	SHORT CHIP			
R9190	1-216-864-11	SHORT CHIP			
R9193	1-216-864-11	SHORT CHIP			
R9196	1-218-990-81	SHORT CHIP			

RESISTOR BRIDGE

RB002	1-234-106-81	RES, NETWORK 0
RB1001	1-234-106-81	RES, NETWORK 0
RB1002	1-234-106-81	RES, NETWORK 0
RB1003	1-234-106-81	RES, NETWORK 0
RB1004	1-234-106-81	RES, NETWORK 0
RB1005	1-234-106-81	RES, NETWORK 0
RB1006	1-234-106-81	RES, NETWORK 0
RB1007	1-234-106-81	RES, NETWORK 0
RB1008	1-234-106-81	RES, NETWORK 0
RB1009	1-234-106-81	RES, NETWORK 0
RB1010	1-234-106-81	RES, NETWORK 0
RB1011	1-234-106-81	RES, NETWORK 0
RB2001	1-234-381-21	RES, NETWORK 100K (1005X4)
RB2002	1-234-380-21	RES, NETWORK 47K (1005X4)
RB2003	1-234-380-21	RES, NETWORK 47K (1005X4)
RB2004	1-239-674-81	RESISTOR, NETWORK 100
RB2005	1-234-370-21	RES, NETWORK 22 (1005X4)
RB2006	1-234-370-21	RES, NETWORK 22 (1005X4)
RB3014	1-239-698-11	RESISTOR, NETWORK 10K
RB3015	1-239-670-81	RESISTOR, NETWORK 47

BM

REF. NO.	PART NO.	DESCRIPTION	VALUES
RB3017	1-239-674-81	RESISTOR, NETWORK 100	
RB3018	1-239-698-11	RESISTOR, NETWORK 10K	
RB3021	1-239-674-81	RESISTOR, NETWORK 100	
RB3024	1-239-674-81	RESISTOR, NETWORK 100	
RB3025	1-239-698-11	RESISTOR, NETWORK 10K	
RB3026	1-239-670-81	RESISTOR, NETWORK 47	
RB3027	1-239-674-81	RESISTOR, NETWORK 100	
RB4512	1-234-370-21	RES, NETWORK 22	(1005X4)
RB4513	1-234-370-21	RES, NETWORK 22	(1005X4)
RB4514	1-234-370-21	RES, NETWORK 22	(1005X4)
RB4515	1-234-370-21	RES, NETWORK 22	(1005X4)
RB4516	1-234-370-21	RES, NETWORK 22	(1005X4)
RB4517	1-234-370-21	RES, NETWORK 22	(1005X4)
RB4518	1-234-370-21	RES, NETWORK 22	(1005X4)
RB4519	1-239-674-81	RESISTOR, NETWORK 100	
RB5001	1-239-698-11	RESISTOR, NETWORK 10K	
RB5002	1-239-670-81	RESISTOR, NETWORK 47	
RB5501	1-234-106-81	RES, NETWORK 0	
RB5503	1-234-106-81	RES, NETWORK 0	
RB5504	1-234-370-21	RES, NETWORK 22	(1005X4)
RB5505	1-234-369-21	RES, NETWORK 10	(1005X4)
RB5506	1-234-369-21	RES, NETWORK 10	(1005X4)
RB5507	1-234-369-21	RES, NETWORK 10	(1005X4)
RB5508	1-234-369-21	RES, NETWORK 10	(1005X4)
RB5509	1-234-369-21	RES, NETWORK 10	(1005X4)
RB5510	1-234-369-21	RES, NETWORK 10	(1005X4)
RB7200	1-234-795-21	RES, NETWORK 0X4	(2010)
RB7201	1-234-795-21	RES, NETWORK 0X4	(2010)
RB7202	1-234-795-21	RES, NETWORK 0X4	(2010)
RB7204	1-239-674-81	RESISTOR, NETWORK 100	
RB7205	1-239-674-81	RESISTOR, NETWORK 100	
RB7206	1-234-106-81	RES, NETWORK 0	
RB7207	1-234-106-81	RES, NETWORK 0	
RB7208	1-239-674-81	RESISTOR, NETWORK 100	
RB7605	1-234-370-21	RES, NETWORK 22	(1005X4)
RB7607	1-234-378-21	RES, NETWORK 10K	(1005X4)
RB7701	1-239-674-81	RESISTOR, NETWORK 100	
RB7703	1-233-789-11	RES, NETWORK 10K	(1608)
RB9021	1-242-963-21	RES, NETWORK 33	(1005X4)
RB9022	1-242-963-21	RES, NETWORK 33	(1005X4)
RB9023	1-242-963-21	RES, NETWORK 33	(1005X4)
RB9024	1-242-963-21	RES, NETWORK 33	(1005X4)
RB9025	1-242-963-21	RES, NETWORK 33	(1005X4)
RB9026	1-242-963-21	RES, NETWORK 33	(1005X4)
RB9027	1-242-963-21	RES, NETWORK 33	(1005X4)

REF. NO.	PART NO.	DESCRIPTION	VALUES
RB9106	1-234-524-21	RES, CHIP NETWORK 33	(3216)
RB9107	1-234-524-21	RES, CHIP NETWORK 33	(3216)
RB9108	1-234-524-21	RES, CHIP NETWORK 33	(3216)
RB9109	1-234-524-21	RES, CHIP NETWORK 33	(3216)
RB9110	1-234-524-21	RES, CHIP NETWORK 33	(3216)
RB9111	1-234-524-21	RES, CHIP NETWORK 33	(3216)
RB9112	1-234-524-21	RES, CHIP NETWORK 33	(3216)
RB9113	1-234-524-21	RES, CHIP NETWORK 33	(3216)
RB9115	1-239-674-81	RESISTOR, NETWORK 100	
	VARISTOR		
VD1001	1-802-078-11	VARISTOR	(SMD)
VD1002	1-802-078-11	VARISTOR	(SMD)
VD1003	1-802-078-11	VARISTOR	(SMD)
VD1004	1-802-078-11	VARISTOR	(SMD)
VD1100	1-804-988-21	VARISTOR, CHIP	(1608)
VD1101	1-804-988-21	VARISTOR, CHIP	(1608)
VD1102	1-804-988-21	VARISTOR, CHIP	(1608)
VD1106	1-802-078-11	VARISTOR	(SMD)
VD1107	1-802-078-11	VARISTOR	(SMD)
VD1108	1-802-078-11	VARISTOR	(SMD)
VD1109	1-802-078-11	VARISTOR	(SMD)
VD1130	1-804-988-21	VARISTOR, CHIP	(1608)
VD1131	1-804-988-21	VARISTOR, CHIP	(1608)
VD1132	1-804-988-21	VARISTOR, CHIP	(1608)
VD1700	1-802-082-11	VARISTOR	(SMD)
VD1701	1-802-082-11	VARISTOR	(SMD)
VD1710	1-802-078-11	VARISTOR	(SMD)
VD1711	1-802-078-11	VARISTOR	(SMD)
VD1720	1-802-078-11	VARISTOR	(SMD)
VD1721	1-802-078-11	VARISTOR	(SMD)
VD5002	1-802-078-11	VARISTOR	(SMD)
VD5003	1-802-078-11	VARISTOR	(SMD)
VD5004	1-802-078-11	VARISTOR	(SMD)
VD5005	1-802-078-11	VARISTOR	(SMD)
VD5006	1-802-078-11	VARISTOR	(SMD)
VD5503	1-802-417-11	SURGE ABSORBER	
VD5504	1-802-417-11	SURGE ABSORBER	
VD5507	1-802-417-11	SURGE ABSORBER	
VD5510	1-802-417-11	SURGE ABSORBER	
VD5511	1-802-417-11	SURGE ABSORBER	
VD5512	1-802-417-11	SURGE ABSORBER	
VD5514	1-802-417-11	SURGE ABSORBER	
VD5515	1-802-417-11	SURGE ABSORBER	
VD5518	1-802-417-11	SURGE ABSORBER	
VD5519	1-802-417-11	SURGE ABSORBER	

BM G1M

REF. NO.	PART NO.	DESCRIPTION	VALUES		
VD5520	1-802-417-11	SURGE ABSORBER			
VD5522	1-802-417-11	SURGE ABSORBER			
VD5523	1-802-417-11	SURGE ABSORBER			
VD5524	1-802-417-11	SURGE ABSORBER			
VD5526	1-802-417-11	SURGE ABSORBER			
VD5527	1-802-417-11	SURGE ABSORBER			
	CRYSTAL				
X3009	1-813-784-21	VIBRATOR, CRYSTAL			
X3010	1-767-984-21	VIBRATOR, CRYSTAL			
X7200	1-813-761-21	VIBRATOR, CRYSTAL			
X9100	1-813-546-21	QUARTZ CRISTAL OSCILLATOR			

G1M

	A-1315-710-A	**G1M BOARD, MOUNTED**			
	2-409-877-21	WASHER (3X10), RS TITE SPRING			
	CAPACITOR				
C6101	1-113-924-11	CERAMIC	0.0047μF	20%	250V
C6102	1-119-884-51	CERAMIC	100pF	10%	250V
C6103	1-119-891-51	CERAMIC	220pF	10%	250V
C6104	1-117-697-41	CERAMIC	470pF	10%	250V
C6105	1-165-529-11	MYLAR	0.22μF	10	275V
C6106	1-165-529-11	MYLAR	0.22μF	10	275V
C6107	1-119-884-51	CERAMIC	100pF	10%	250V
C6108	1-119-891-51	CERAMIC	220pF	10%	250V
C6109	1-117-697-41	CERAMIC	470pF	10%	250V
C6110	1-113-924-11	CERAMIC	0.0047μF	20%	250V
C6111	1-117-699-11	CERAMIC	0.001μF	99%	250V
C6112	1-162-966-11	CERAMIC CHIP	0.0022μF	10%	50V
C6114	1-162-964-11	CERAMIC CHIP	0.001μF	10%	50V
C6115	1-162-964-11	CERAMIC CHIP	0.001μF	10%	50V
C6117	1-107-823-11	CERAMIC CHIP	0.47μF	10%	16V
C6119	1-107-875-91	ELECT	220μF	20%	10V
C6121	1-115-339-11	CERAMIC CHIP	0.1μF	10%	50V
C6122	1-107-906-11	ELECT	10μF	20%	50V
C6123	1-165-127-11	CERAMIC	470pF	10%	500V
C6124	1-165-127-11	CERAMIC	470pF	10%	500V
C6125	1-165-127-11	CERAMIC	470pF	10%	500V
C6126	1-165-127-11	CERAMIC	470pF	10%	500V
C6127	1-127-573-11	CERAMIC CHIP	1μF	10%	16V
C6129	1-162-970-11	CERAMIC CHIP	0.01μF	10%	25V
C6130	1-165-176-11	CERAMIC CHIP	0.047μF	10%	16V
C6131	1-115-412-11	CERAMIC CHIP	680pF	5%	25V
C6132	1-107-906-11	ELECT	10μF	20%	50V
C6133	1-100-597-91	CERAMIC CHIP	0.1μF	10%	25V
C6134	1-107-907-11	ELECT	22μF	20%	50V
C6135	1-162-964-11	CERAMIC CHIP	0.001μF	10%	50V
C6136	1-163-021-91	CERAMIC CHIP	0.01μF	10%	50V
C6137	1-107-910-11	ELECT	100μF	20%	50V
C6138	1-115-339-11	CERAMIC CHIP	0.1μF	10%	50V
C6139	1-164-227-11	CERAMIC CHIP	0.022μF	10%	25V
C6142	1-104-962-91	ELECT	47μF	20%	35V
C6143	1-115-340-11	CERAMIC CHIP	0.22μF	10%	25V
C6145	1-107-826-11	CERAMIC CHIP	0.1μF	10%	16V
C6146	1-162-927-11	CERAMIC CHIP	100pF	5%	50V
C6147	1-107-905-11	ELECT	4.7μF	20%	50V
C6148	1-165-127-11	CERAMIC	470pF	10%	500V
C6149	1-107-903-11	ELECT	2.2μF	20%	50V
C6151	1-165-127-11	CERAMIC	470pF	10%	500V
C6152	1-137-807-31	ELECT	100μF	20%	50V
C6153	1-162-964-11	CERAMIC CHIP	0.001μF	10%	50V
C6158	1-162-970-11	CERAMIC CHIP	0.01μF	10%	25V
C6160	1-163-021-91	CERAMIC CHIP	0.01μF	10%	50V
C6165	1-107-826-11	CERAMIC CHIP	0.1μF	10%	16V
C6166	1-107-826-11	CERAMIC CHIP	0.1μF	10%	16V
C6201	1-127-715-91	CERAMIC CHIP	0.22μF	10%	16V
C6202	1-112-208-21	ELECT	470μF	20%	6.3V
C6203	1-164-227-11	CERAMIC CHIP	0.022μF	10%	25V
C6204	1-112-254-21	ELECT	1000μF	20%	35V
C6205	1-112-254-21	ELECT	1000μF	20%	35V
C6206	1-112-835-11	ELECT	3300μF	20%	25V
C6208	1-107-826-11	CERAMIC CHIP	0.1μF	10%	16V
C6210	1-127-573-11	CERAMIC CHIP	1μF	10%	16V
C6212	1-100-597-91	CERAMIC CHIP	0.1μF	10%	25V
C6251	1-112-208-21	ELECT	470μF	20%	6.3V
C6252	1-112-242-21	ELECT	1500μF	20%	25V
C6254	1-117-699-11	CERAMIC	0.001μF	99%	250V
C6255	1-137-198-81	FILM	1μF	5%	50V
C6256	1-100-591-91	CERAMIC CHIP	1μF	10%	25V
C6257	1-100-591-91	CERAMIC CHIP	1μF	10%	25V
C6258	1-100-591-91	CERAMIC CHIP	1μF	10%	25V
C6259	1-100-597-91	CERAMIC CHIP	0.1μF	10%	25V
C6260	1-112-222-21	ELECT	2200μF	20%	10V
C6261	1-112-222-21	ELECT	2200μF	20%	10V

NOTE: The components identified by shading and ⚠ mark are critical for safety. Replace only with part number specified.

NOTE: Les composants identifies per un trame et une marque ⚠ sont critiques pour la securite. Ne les remplacer que par une piece portant le numero specifie.

G1M

	REF. NO.	PART NO.	DESCRIPTION	VALUES	
		CONNECTOR			
	CN6101	1-695-915-11	TAB (CONTACT)		
	CN6102	1-580-843-11	PIN, CONNECTOR (POWER)		
*	CN6201	1-785-708-11	PIN, CONNECTOR (PC BOARD)		12P
*	CN6202	1-793-236-11	PIN, CONNECTOR (PC BOARD)		14P
		DIODE			
	D6101	8-719-510-53	DIODE	D4SB60L	
	D6102	8-719-081-97	DIODE	MMDL914T1	
	D6103	6-500-567-01	DIODE	10ERB20-TA1B2	
	D6104	6-500-567-01	DIODE	10ERB20-TA1B2	
	D6105	8-719-081-97	DIODE	MMDL914T1	
	D6106	8-719-081-97	DIODE	MMDL914T1	
	D6107	8-719-027-76	DIODE	1SS357-TPH3	
	D6108	8-719-081-97	DIODE	MMDL914T1	
	D6109	8-719-054-59	DIODE	FSF05A60	
	D6110	8-719-976-99	DIODE	DTZ5.1B	
	D6111	8-719-081-97	DIODE	MMDL914T1	
	D6112	6-500-335-01	DIODE	MC2838-T112-1	
	D6113	8-719-081-97	DIODE	MMDL914T1	
	D6114	8-719-081-97	DIODE	MMDL914T1	
	D6115	8-719-081-97	DIODE	MMDL914T1	
⚠	D6116	6-501-906-01	DIODE	11EQS03LN-TB5	
	D6119	8-719-027-76	DIODE	1SS357-TPH3	
	D6120	6-500-448-11	DIODE	D1NF60-TA	
⚠	D6121	6-501-906-01	DIODE	11EQS03LN-TB5	
	D6122	8-719-082-03	DIODE	MM3Z15VT1	
	D6127	8-719-056-83	DIODE	UDZ-TE-17-6.8B	
	D6128	8-719-081-97	DIODE	MMDL914T1	
	D6129	6-501-297-11	DIODE	1F6G-TA26	
	D6132	8-719-081-97	DIODE	MMDL914T1	
	D6133	6-501-450-11	DIODE	11EFS4-TB5	
	D6134	6-501-822-11	DIODE	10ERB60-TB5	
	D6135	6-500-600-01	DIODE	MM3Z3V3T1	
⚠	D6136	8-719-931-47	DIODE	HZS27NTD	
	D6137	6-500-021-01	DIODE	MM3Z4V7ST1	
	D6138	8-719-081-97	DIODE	MMDL914T1	
	D6139	6-500-567-21	DIODE	10ERB20-TB5	
	D6140	6-500-021-01	DIODE	MM3Z4V7ST1	
	D6141	8-719-081-97	DIODE	MMDL914T1	
	D6201	8-719-200-31	DIODE	21DQ05	
	D6202	8-719-082-75	DIODE	FCH08A10	
	D6203	8-719-082-75	DIODE	FCH08A10	
	D6204	6-501-319-01	DIODE	FCQ10A06	
	D6205	6-501-319-01	DIODE	FCQ10A06	
	D6206	6-500-555-01	DIODE	MM3Z27VT1	
	D6209	8-719-081-97	DIODE	MMDL914T1	
	D6210	8-719-082-03	DIODE	MM3Z15VT1	
	D6211	6-501-319-01	DIODE	FCQ10A06	
	D6212	8-719-312-10	DIODE	RU4AM-T3	
	ET6101	1-537-770-21	TERMINAL BOARD, GROUND		
		IC			
	IC6101	6-709-192-01	IC	FA5501AN-D1-TE1	
⚠	IC6104	6-707-749-01	IC	CXD9841P	
⚠	IC6105	6-708-801-01	IC	MIP2H2	
	IC6201	6-709-155-01	IC	TS3431BILT	
	IC6203	6-700-898-01	IC	PQ05RD21J00H	
		CHIP CONDUCTOR			
	JR6239	1-216-864-11	SHORT CHIP		
		IC LINK			
	PS6201	1-533-597-41	IC LINK	5A	90V
⚠	PS6202	1-533-597-41	IC LINK	5A	90V
⚠	PS6203	1-533-596-21	IC LINK	4A	90V
		TRANSISTOR			
	Q6102	8-729-141-48	TRANSISTOR	2SB624-BV345	
⚠	Q6103	6-551-303-01	TRANSISTOR	2SK3683-01MR-F111	
	Q6104	8-729-045-62	TRANSISTOR	2SK2158-T2B	
	Q6105	6-551-696-01	TRANSISTOR	ISA1235AC1TP-1EF	
	Q6106	8-729-620-07	TRANSISTOR	2SC3052EF-T1-LEF	
	Q6107	8-729-920-79	TRANSISTOR	2SB1132-T100-QR	
	Q6108	8-729-027-43	TRANSISTOR	DTC114EKA-T146	
⚠	Q6109	6-551-302-01	TRANSISTOR	2SK3561(LBS1SONY,Q	
⚠	Q6110	6-551-302-01	TRANSISTOR	2SK3561(LBS1SONY,Q	
	Q6111	8-729-045-62	TRANSISTOR	2SK2158-T2B	
	Q6112	8-729-045-62	TRANSISTOR	2SK2158-T2B	
	Q6201	8-729-045-62	TRANSISTOR	2SK2158-T2B	
	Q6202	6-551-696-01	TRANSISTOR	ISA1235AC1TP-1EF	
	Q6203	8-729-620-07	TRANSISTOR	2SC3052EF-T1-LEF	
		RESISTOR			
⚠	R6101	1-240-251-92	METAL	6.8	5% 10W
	R6102	1-240-576-21	METAL CHIP	470K	1% 1/10W
	R6103	1-240-576-21	METAL CHIP	470K	1% 1/10W
	R6106	1-218-877-11	METAL CHIP	18K	0.50% 1/10W
	R6107	1-216-073-91	RES-CHIP	10K	5% 1/10W

NOTE: The components identified by shading and ⚠ mark are critical for safety. Replace only with part number specified.

NOTE: Les composants identifies per un trame et une marque ⚠ sont critiques pour la securite. Ne les remplacer que par une piece portant le numero specifie.

G1M

REF. NO.	PART NO.	DESCRIPTION	VALUES		
R6108	1-240-576-21	METAL CHIP	470K	1%	1/10W
R6109	1-240-576-21	METAL CHIP	470K	1%	1/10W
R6113	1-215-869-11	METAL OXIDE	1K	5%	1W
R6114	1-216-077-91	RES-CHIP	15K	5%	1/10W
R6115	1-249-397-11	CARBON	22	5%	1/4W
R6117	1-216-817-11	METAL CHIP	470	5%	1/10W
R6118	1-216-851-11	METAL CHIP	330K	5%	1/10W
R6119	1-216-837-11	METAL CHIP	22K	5%	1/10W
R6120	1-216-845-11	METAL CHIP	100K	5%	1/10W
R6121	1-249-397-11	CARBON	22	5%	1/4W
R6122	1-216-833-11	METAL CHIP	10K	5%	1/10W
R6124	1-216-809-11	METAL CHIP	100	5%	1/10W
R6125	1-216-001-00	RES-CHIP	10	5%	1/10W
R6127	1-215-882-00	METAL OXIDE	22	5%	2W
R6128	1-216-801-11	METAL CHIP	22	5%	1/10W
R6129	1-215-882-00	METAL OXIDE	22	5%	2W
R6130	1-208-840-11	METAL CHIP	270K	0.50%	1/10W
R6131	1-208-840-11	METAL CHIP	270K	0.50%	1/10W
R6132	1-208-840-11	METAL CHIP	270K	0.50%	1/10W
R6133	1-208-840-11	METAL CHIP	270K	0.50%	1/10W
R6134	1-218-760-11	METAL CHIP	220K	0.50%	1/10W
R6135	1-208-804-11	METAL CHIP	8.2K	0.50%	1/10W
R6136	1-216-635-11	METAL CHIP	220	0.50%	1/10W
R6137	1-208-854-11	METAL CHIP	1M	0.50%	1/10W
R6138	1-208-854-11	METAL CHIP	1M	0.50%	1/10W
R6139	1-208-854-11	METAL CHIP	1M	0.50%	1/10W
R6140	1-208-854-11	METAL CHIP	1M	0.50%	1/10W
R6141	1-218-760-11	METAL CHIP	220K	0.50%	1/10W
R6142	1-216-685-11	METAL CHIP	27K	0.50%	1/10W
R6144	1-216-857-11	METAL CHIP	1M	5%	1/10W
R6145	1-247-903-00	CARBON	1M	5%	1/4W
R6146	1-216-851-11	METAL CHIP	330K	5%	1/10W
⚠ R6147	1-202-933-61	FUSIBLE	0.1	10%	1/2W
R6148	1-249-385-11	CARBON	2.2	5%	1/4W
R6149	1-216-825-11	METAL CHIP	2.2K	5%	1/10W
R6150	1-216-833-11	METAL CHIP	10K	5%	1/10W
R6151	1-216-833-11	METAL CHIP	10K	5%	1/10W
R6152	1-218-872-11	METAL CHIP	11K	0.50%	1/10W
R6153	1-216-864-11	SHORT CHIP			
R6154	1-218-886-11	METAL CHIP	43K	0.50%	1/10W
R6155	1-218-903-11	METAL CHIP	220K	0.50%	1/10W
R6157	1-249-429-11	CARBON	10K	5%	1/4W
R6158	1-249-429-11	CARBON	10K	5%	1/4W
R6159	1-216-833-11	METAL CHIP	10K	5%	1/10W
R6160	1-216-825-11	METAL CHIP	2.2K	5%	1/10W

REF. NO.	PART NO.	DESCRIPTION	VALUES		
R6161	1-249-425-11	CARBON	4.7K	5%	1/4W
R6162	1-211-989-11	METAL CHIP	68	0.50%	1/10W
R6163	1-211-985-11	METAL CHIP	47	0.50%	1/10W
R6165	1-216-065-91	RES-CHIP	4.7K	5%	1/10W
R6166	1-249-426-11	CARBON	5.6K	5%	1/4W
R6167	1-247-791-91	CARBON	22	5%	1/4W
R6168	1-216-009-91	RES-CHIP	22	5%	1/10W
R6169	1-216-049-11	RES-CHIP	1K	5%	1/10W
R6170	1-216-833-11	METAL CHIP	10K	5%	1/10W
R6171	1-216-833-11	METAL CHIP	10K	5%	1/10W
R6172	1-218-642-11	METAL OXIDE	100K	5%	1W
R6173	1-216-830-11	METAL CHIP	5.6K	5%	1/10W
R6175	1-216-821-11	METAL CHIP	1K	5%	1/10W
R6178	1-216-857-11	METAL CHIP	1M	5%	1/10W
R6179	1-216-821-11	METAL CHIP	1K	5%	1/10W
R6180	1-216-829-11	METAL CHIP	4.7K	5%	1/10W
R6181	1-249-397-11	CARBON	22	5%	1/4W
R6183	1-216-837-11	METAL CHIP	22K	5%	1/10W
R6185	1-208-822-11	METAL CHIP	47K	0.50%	1/10W
R6186	1-216-105-91	RES-CHIP	220K	5%	1/10W
R6187	1-218-903-11	METAL CHIP	220K	0.50%	1/10W
R6188	1-208-854-11	METAL CHIP	1M	0.50%	1/10W
R6189	1-216-845-11	METAL CHIP	100K	5%	1/10W
R6190	1-249-385-11	CARBON	2.2	5%	1/4W
R6191	1-216-833-11	METAL CHIP	10K	5%	1/10W
R6192	1-247-289-00	METAL	8.2M	5%	1W
R6201	1-216-821-11	METAL CHIP	1K	5%	1/10W
R6202	1-216-825-11	METAL CHIP	2.2K	5%	1/10W
R6203	1-216-827-11	METAL CHIP	3.3K	5%	1/10W
R6204	1-216-829-11	METAL CHIP	4.7K	5%	1/10W
R6207	1-216-817-11	METAL CHIP	470	5%	1/10W
R6208	1-216-829-11	METAL CHIP	4.7K	5%	1/10W
R6209	1-218-885-11	METAL CHIP	39K	0.50%	1/10W
R6210	1-218-871-11	METAL CHIP	10K	0.50%	1/10W
R6211	1-218-867-11	METAL CHIP	6.8K	0.50%	1/10W
R6212	1-216-833-11	METAL CHIP	10K	5%	1/10W
R6213	1-216-833-11	METAL CHIP	10K	5%	1/10W
R6214	1-218-863-11	METAL CHIP	4.7K	0.50%	1/10W
R6215	1-218-867-11	METAL CHIP	6.8K	0.50%	1/10W
R6218	1-218-847-11	METAL CHIP	1K	0.50%	1/10W
R6219	1-216-821-11	METAL CHIP	1K	5%	1/10W
R6220	1-216-837-11	METAL CHIP	22K	5%	1/10W
R6221	1-216-825-11	METAL CHIP	2.2K	5%	1/10W
R6222	1-216-073-91	RES-CHIP	10K	5%	1/10W
R6223	1-216-833-11	METAL CHIP	10K	5%	1/10W

G1M HM1 HM3

REF. NO.	PART NO.	DESCRIPTION	VALUES		
R6224	1-216-837-11	METAL CHIP	22K	5%	1/10W
R6225	1-216-821-11	METAL CHIP	1K	5%	1/10W
R6226	1-216-833-11	METAL CHIP	10K	5%	1/10W
R6230	1-249-385-11	CARBON	2.2	5%	1/4W
R6232	1-247-807-31	CARBON	100	5%	1/4W
R6235	1-208-814-91	METAL CHIP	22K	0.50%	1/10W
R6237	1-215-871-11	METAL OXIDE	2.2K	5%	1W
	RELAY				
RY6101	1-755-488-11	RELAY	(LKP1AF-18V)		
	VARISTOR				
VD6101	1-804-996-21	VARISTOR			
VD6102	1-804-996-21	VARISTOR			

HM1

A-1268-471-A HM1 BOARD, MOUNTED

		CONNECTOR				
*	CN101	1-820-180-11	HEADER ASSEMBLY (PRINT PWB)			
		RESISTOR				
	R101	1-218-827-11	METAL CHIP	150	0.50%	1/10W
	R102	1-218-831-11	METAL CHIP	220	0.50%	1/10W
	R103	1-218-835-11	METAL CHIP	330	0.50%	1/10W
	R104	1-218-841-11	METAL CHIP	560	0.50%	1/10W
	R105	1-218-848-11	METAL CHIP	1.1K	0.50%	1/10W
	R107	1-216-864-11	SHORT CHIP			
		SWITCH				
	S101	1-572-595-11	SWITCH, TACTILE (REFLOW TYPE)			
	S102	1-572-595-11	SWITCH, TACTILE (REFLOW TYPE)			
	S103	1-572-595-11	SWITCH, TACTILE (REFLOW TYPE)			
	S104	1-572-595-11	SWITCH, TACTILE (REFLOW TYPE)			
	S105	1-572-595-11	SWITCH, TACTILE (REFLOW TYPE)			
	S106	1-572-595-11	SWITCH, TACTILE (REFLOW TYPE)			
	S107	1-572-595-11	SWITCH, TACTILE (REFLOW TYPE)			

HM3

A-1268-472-A HM3 BOARD, MOUNTED

		CAPACITOR				
	C320	1-112-781-11	CERAMIC CHIP	1μF	10%	10V
	C322	1-107-826-11	CERAMIC CHIP	0.1μF	10%	16V
	C323	1-126-205-11	ELECT CHIP	47μF	20%	6.3V
	C401	1-162-960-11	CERAMIC CHIP	220pF	10%	50V
	C402	1-100-909-11	CERAMIC CHIP	10μF	10%	6.3V
		CONNECTOR				
*	CN301	1-820-287-11	HEADER ASSEMBLY (PRINT PWB)			
		DIODE				
	D305	8-719-085-26	DIODE	CL-165HR/SYG-D-T		
	D308	8-719-053-07	DIODE	SML-310MTT86		
		IC				
	IC320	6-600-447-01	IC	TPS853(SONY)		
	IC401	6-600-502-01	HIC	GP1UE26RK0VF		
		TRANSISTOR				
	Q303	8-729-028-96	TRANSISTOR	DTC114EUA-T106		
	Q304	8-729-028-96	TRANSISTOR	DTC114EUA-T106		
	Q320	6-551-699-01	TRANSISTOR	ISA1602AM1TP-1EF		
		RESISTOR				
	R303	1-216-815-11	METAL CHIP	330	5%	1/10W
	R304	1-216-819-11	METAL CHIP	680	5%	1/10W
	R305	1-216-815-11	METAL CHIP	330	5%	1/10W
	R307	1-216-864-11	SHORT CHIP			
	R308	1-216-864-11	SHORT CHIP			
	R321	1-216-839-11	METAL CHIP	33K	5%	1/10W
	R322	1-216-821-11	METAL CHIP	1K	5%	1/10W
	R323	1-216-833-11	METAL CHIP	10K	5%	1/10W
	R325	1-216-849-11	METAL CHIP	220K	5%	1/10W
	R326	1-216-849-11	METAL CHIP	220K	5%	1/10W
	R327	1-216-864-11	SHORT CHIP			
	R328	1-216-827-11	METAL CHIP	3.3K	5%	1/10W
	R401	1-216-817-11	METAL CHIP	470	5%	1/10W
	R402	1-216-805-11	METAL CHIP	47	5%	1/10W

UM

UM

REF. NO.	PART NO.	DESCRIPTION	VALUES		
	A-1268-473-A	**UM BOARD, MOUNTED**			
	CAPACITOR				
C203	1-216-864-11	SHORT CHIP			
C206	1-100-912-11	CERAMIC CHIP	1µF	10%	25V
C209	1-100-912-11	CERAMIC CHIP	1µF	10%	25V
C215	1-162-964-11	CERAMIC CHIP	0.001µF	10%	50V
	CONNECTOR				
* CN201	1-819-928-11	HEADER ASSENBLY	20P		
CN202	1-695-915-11	TAB (CONTACT)			
	DIODE				
D204	8-719-423-03	DIODE	MA8100		
ET201	1-780-482-11	EARTH TERMINAL			
ET202	1-780-482-11	EARTH TERMINAL			
	JACK				
J201	1-819-356-21	PHONO JACK	3P		
J202	1-815-325-11	JACK			
	RESISTOR				
R211	1-216-864-11	SHORT CHIP			
R212	1-216-857-11	METAL CHIP	1M	5%	1/10W
R213	1-216-825-11	METAL CHIP	2.2K	5%	1/10W
R215	1-216-857-11	METAL CHIP	1M	5%	1/10W
R216	1-216-825-11	METAL CHIP	2.2K	5%	1/10W
R218	1-216-864-11	SHORT CHIP			
R219	1-216-864-11	SHORT CHIP			
R220	1-216-864-11	SHORT CHIP			
	VARISTOR				
VD201	1-804-988-21	VARISTOR, CHIP	(1608)		
VD202	1-804-988-21	VARISTOR, CHIP	(1608)		
VD203	1-804-988-21	VARISTOR, CHIP	(1608)		
VD204	1-804-988-21	VARISTOR, CHIP	(1608)		
VD205	1-804-988-21	VARISTOR, CHIP	(1608)		

REF. NO.	PART NO.	DESCRIPTION	VALUES
	ACCESSORIES AND PACKING		
	X-2186-601-1	BAG ASSEMBLY, RUDDER LOCK (Contains Items Below)	
	X-2186-603-1	LOCK ASSEMBLY, RUDDER (Belt)	
	2-593-320-02	SCREW, CION (M6X18)	
	2-580-663-01	SCREW, WOOD 3.8X20	
*	2-678-263-01	BAG, PROTECTION (KDL-26M3000/26ML130 ONLY)	
*	2-678-264-01	BAG, PROTECTION (KDL-32M3000/32ML130 ONLY)	
*	3-213-717-01	BAG, PROTECTION (STAND) (KDL-26M3000/26ML130 ONLY)	
*	3-213-713-01	CARTON, INDIVIDUAL (KDL-26M3000/26ML130 ONLY)	
*	3-213-429-01	CARTON, INDIVIDUAL (KDL-32M3000/32ML130 ONLY)	
	2-595-155-02	CLAMP	
*	3-213-715-01	CUSHION, LOWER (KDL-26M3000/26ML130 ONLY)	
*	3-213-428-01	CUSHION, LOWER (KDL-32M3000/32ML130 ONLY)	
*	3-213-714-01	CUSHION, UPPER (KDL-26M3000/26ML130 ONLY)	
*	3-213-427-01	CUSHION, UPPER (KDL-32M3000/32ML130 ONLY)	
	3-213-438-11	GUIDE, QUICK SETUP (ENGLISH VERSION)	
	3-213-438-21	GUIDE, QUICK SETUP (FRENCH VERSION)	
	3-213-438-31	GUIDE, QUICK SETUP (SPANISH VERSION)	
	3-213-437-11	MANUAL, INSTRUCTION (ENGLISH VERSION)	
	3-213-437-21	MANUAL, INSTRUCTION (FRENCH VERSION)	
	3-213-437-31	MANUAL, INSTRUCTION (SPANISH VERSION)	
	MISCELLANEOUS		
	1-469-089-11	FILTER, CLAMP (FERRITE CORE) (KDL-32M3000/32ML130 ONLY)	
*	1-400-052-11	FILTER, CLAMP (FERRITE CORE)	
	2-580-602-01	SCREW, +PSW M4X12 (KDL-26M3000/26ML130 ONLY)	
	1-910-036-30	WIRE ASSEMBLY, FASTON TERMINAL	
	REMOTE COMMANDER		
	1-480-266-11	REMOTE COMMANDER (RM-YD021)	
☛	9-885-099-05	BATTERY COVER (for RM-YD021)	

Sony Corporation
Sony Technology Center
Technical Services
Service Promotion Department

English
2007GJ74WEB-1
Printed in USA
© 2007.7

9-883-757-02

APPENDIX A: ENCRYPTION KEY COMPONENTS

Encryption key components developed by Sony Corporation contain confidential information, and shall be handled under the non-disclosure obligations provided in the applicable agreement with Sony Corporation (and/or its subsidiary).

As part of this agreement specific instructions must be adhered to whenever a Circuit Board containing encryption key components is repaired and/or replaced pursuant to the following:

1) **In the service manual the Circuit Board(s) containing encryption key components shall be identified with a red outline and a 🔒.**

2) **Only repair boards or components listed in the service manual shall be utilized for replacement and/or repair.**

3) **Disassembly, decryption, or reverse-engineering component(s) is strictly prohibited.**

4) **Any board in which the Servicer replaces an encryption key component must be placed back into the set it orignally came from and the replaced defective component MUST BE DESTROYED. Boards cannot be swapped.**

5) **If a Circuit Board identified with a red outline and a 🔒 in the service manual is deemed to be defective:**

   a) **and if a core charge is imposed and is covered under the product warranty, the defective un-repaired or modified board MUST BE RETURNED to Sony.**

   b) **and if the core charge is NOT covered under the product warranty, the defective un-repaired or modified board MUST BE DESTROYED.**

5) **If a unit is destroyed (such as field scrap), the Circuit Board identified with a red outline and a 🔒 in the service manual MUST BE DESTROYED.**

SERVICE MANUAL

MA1 CHASSIS

In an effort to reduce the size of this pdf file the tiled schematics are not attached to this Service Manual. To receive a complete set of the tiled schematics for this manual please submit a request to the Service Promotion Department at Service_Promotion@am.sony.com.