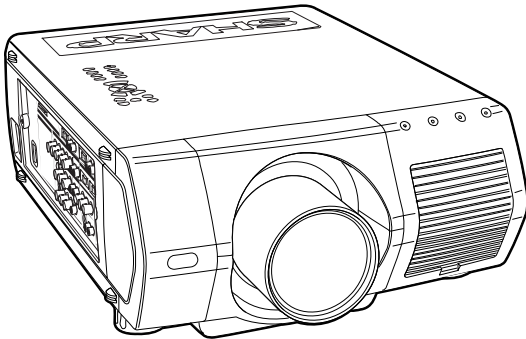


SHARP

SERVICE MANUAL SERVICE-ANLEITUNG

S00J4XG-V10WE



**LCD PROJECTOR
LCD PROJEKTOR**

XG-V10WE

AN-SD1E

AN-S422E

**MODEL
MODELL**

In the interests of user-safety (Required by safety regulations in some countries) the set should be restored to its original condition and only parts identical to those specified should be used.

Im Interesse der Benutzersicherheit (erforderliche Sicherheitsregeln in einigen Ländern) muß das Gerät in seinen Originalzustand gebracht werden. Außerdem dürfen für die spezifizierten Bauteile nur identische Teile verwendet werden.

CONTENTS

	Page		Page
• SPECIFICATIONS	3	• OVERALL WIRING DIAGRAM	122
• NOTE TO SERVICE PERSONNEL	4	• DESCRIPTION OF SCHEMATIC DIAGRAM	124
• OPERATION MANUAL	6	• WAVEFORMS	125
• REMOVING OF MAJOR PARTS	14	• SCHEMATIC DIAGRAM	126
• RESETTING THE TOTAL LAMP TIMER	19	• PRINTED WIRING BOARD ASSEMBLIES ...	184
• THE OPTICAL UNIT OUTLINE	20	• PARTS LIST	
• CONVERGENCE AND FOCUS ADJUSTMENT	21	■ ELECTRICAL PARTS	197
• ELECTRICAL ADJUSTMENT	27	■ CABINET AND MECHANICAL PARTS ...	231
• ADJUSTING THE PC INTERFACE	35	■ ACCESSORIES PARTS	236
• TROUBLE SHOOTING TABLE	39	■ PACKING PARTS	236
• CHASSIS LAYOUT	118	• PACKING OF THE SET	237
• BLOCK DIAGRAM	120	• OPTIONAL BOARDS	238

INHALT

	Seite		Seite
• TECHNISCHE DATEN	60	• BLOCKSCHALTBILD	120
• HINWEISE FÜR DAS WARTUNGSPERSONAL	61	• GESAMTSCHALTPLAN	122
• BEDIENUNGSANLEITUNG	63	• BESCHREIBUNG DES SCHEMATISCHEN SCHALTPLANS	124
• ENTFERNEN DER HAUPTTEILE	71	• WELLENFORMEN	125
• RÜCKSTELLEN DES LAMPEN-BETRIEBS-ZEITZÄHLERS	76	• SCHEMATISCHER SCHALTPLAN	126
• ÜBERSICHT DER OPTIKEINHEIT	77	• LEITERPLATTENEINHEITEN	184
• EINSTELLUNG VON KONVERGENZ UND BRENNPUNKT	78	• ERSATZTEILLISTE	
• ELEKTRISCHE EINSTELLUNG	84	■ ELEKTRISCHE BAUTEILE	197
• EINSTELLUNG DER PC-PLATINE	92	■ GEHÄUSE UND MECHANISCHE BAUTEILE	231
• FEHLERSUCHTABELLE	96	■ ZUBEHÖRTEILE	236
• CHASSIS-ANORDNUNG	118	■ VERPACKUNGSTEILE	236
		• VERPACKEN DES GERÄTS	237
		• WAHLWEISE PLATINE	238

Specifications

Product type	LCD Projector
Model	XG-V10WE
Video system	PAL/PAL 60/PAL-M/PAL-N/SECAM/NTSC 3.58/NTSC 4.43 DTV 480i/480P/720P/1080i
Display method	LCD panel X 3, RGB optical shutter method
LCD panel	Panel size: 46 mm (1.8") (28.7 [H] X 35.8 [W] mm) Display method: Translucent TN liquid crystal panel Drive method: TFT (Thin Film Transistor) Active Matrix panel No. of dots: 1,310,720 dots (1,280 [H] X 1,024 [V])
Projection lamp	200 W UHP lamp X 2
Contrast ratio	400:1
Video input signal	BNC Connector: VIDEO (INPUT 4, 5), composite video, 1.0 Vp-p, sync negative, 75 Ω terminated RCA Connector: AUDIO (INPUT 4, 5), 0.5 Vrms more than 22 kΩ (stereo)
S-video input signal	4-pin Mini DIN connector (INPUT 4, 5) Y (luminance signal): 1.0 Vp-p, sync negative, 75 Ω terminated C (chrominance signal): Burst 0.286 Vp-p, 75 Ω terminated
Component input signal	BNC Connector (INPUT 2, 4, 5) Y: 1.0 Vp-p, sync negative, 75 Ω terminated PB: 0.7 Vp-p, 75 Ω terminated PR: 0.7 Vp-p, 75 Ω terminated
Horizontal resolution	620 TV lines (video input), 720 TV lines (DTV 720P input, Dot by Dot)
RGB input signal	15-PIN MINI D-SUB CONNECTOR (INPUT 1), 5 BNC CONNECTOR (INPUT 2): RGB separate/composite sync/sync on green type analog input: 0–0.7 Vp-p, positive, 75 Ω terminated DVI CONNECTOR (29-PIN) (INPUT 3), RGB (DIGITAL), 250–1,000 mV, 50 Ω HORIZONTAL SYNC. SIGNAL: TTL level (positive/negative) or composite sync (Apple only) VERTICAL SYNC. SIGNAL: Same as above
Pixel clock	12–230 MHz
Vertical frequency	43–200 Hz
Horizontal frequency	15–126 kHz
Computer control signal	9-pin D-sub connector (RS-232C Input Port/Output Port)
Speaker system	5 X 8 cm (1 31/32" X 3 5/32") oval X 2, 3 W + 3 W (stereo)
Rated voltage	AC 110–120/220–240 V
Input current	6.2 A/3.1 A
Rated frequency	50/60 Hz
Power consumption	575 W
Power dissipation	< 2,100 BTU/hour
Operating temperature	+ 5°C to + 40°C
Storage temperature	+ 20°C to + 60°C
Cabinet	Plastic
I/R carrier frequency	38 kHz
Laser pointer of remote control	Wave length: 650 nm / Max. output: 1 mW / Class II Laser Product
Dimensions (approx.)	444.2 X 196.2 X 621.3 mm (W X H X D) (main body only) 530.1 X 221.9 X 643.2 mm (W X H X D) (including standard lens, terminal cover, adjustment feet and projecting parts)
Weight (approx.)	18.9 kg (main body only)
Supplied accessories	Remote control, Two AA size batteries, Power cord (1.8 m), RGB cable (3 m), PS/2 mouse control cable (1 m), USB mouse control cable (1 m), Remote mouse receiver, Extra air filter, Terminal cover, CD-ROM, LCD projector operation manual, LCD projector quick references, Sharp Advanced Presentation Software operation manual
Replacement parts	Lamp unit (Lamp/cage module) (BQC-XGV10WU/1), Remote control (RRMCG1565CESA), AA size batteries, Power cord, RGB cable (QCNW-5304CEZZ), PS/2 mouse control cable (QCNW-5113CEZZ), USB mouse control cable (QCNW-5680CEZZ), Remote mouse receiver (RUNTK0673CEZZ), Air filter (PFILD0110CEZZ), Terminal cover (CCOVA1789CE01), CD-ROM (UDSKA0027CEN1), LCD projector operation manual (TINS-6975CEZZ), LCD projector quick references (TINS-6981CEZZ, TINS-6982CEZZ, TINS-6983CEZZ), Sharp Advanced Presentation Software operation manual (TINS-6993CEZZ)

This SHARP projector uses LCD (Liquid Crystal Display) panels. These very sophisticated panels contain 1,310,720 pixels (X RGB) TFTs (Thin Film Transistors). As with any high technology electronic equipment such as large screen TVs, video systems and video cameras, there are certain acceptable tolerances that the equipment must conform to.

This unit has some inactive TFTs within acceptable tolerances which may result in illuminated or inactive dots on the picture screen. This will not affect the picture quality or the life expectancy of the unit.

Specifications are subject to change without notice.

NOTE TO SERVICE PERSONNEL

UV-RADIATION PRECAUTION

The light source, UHP lamp, in the LCD projector emits small amounts of UV-Radiation.

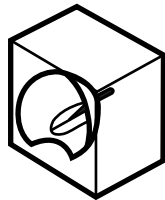
AVOID DIRECT EYE AND SKIN EXPOSURE.

To ensure safety please adhere to the following:

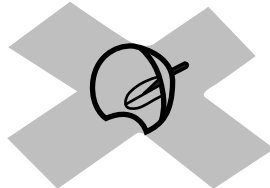
1. Be sure to wear sun-glasses when servicing the projector with the lamp turned "on" and the top enclosure removed.



2. Do not operate the lamp outside of the lamp housing.



3. Do not operate for more than 2 hours with the enclosure removed.



UV-Radiation and Medium Pressure Lamp Precautions

1. Be sure to disconnect the AC plug when replacing the lamp.
2. Allow one hour for the unit to cool down before servicing.
3. Replace only with same type lamp. Type CLMPF0064DE01/02 or BQC-XGV10WU/1 rated 100V/200W.
4. The lamp emits small amounts of UV-Radiation, avoid direct-eye contact.
5. The medium pressure lamp involves a risk of explosion. Be sure to follow installation instructions described below and handle the lamp with care.

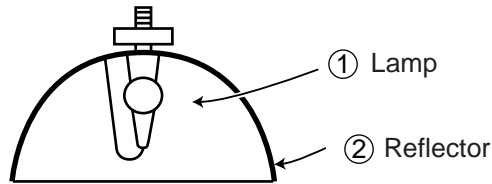
UV-RADIATION PRECAUTION (Continued)

■ Lamp Replacement

Note:

Since the lamp reaches a very high temperature during units operation replacement of the lamp should be done at least one hour after the power has been turned off. (to allow the lamp to cool off.) Installing the new lamp, make sure not to touch the lamp (bulb) replace the lamp by holding its reflector ②.

[Use original replacement only.]



DANGER ! — Never turn the power on without the lamp to avoid electric-shock or damage of the devices since the stabilizer generates high voltages at its start.

Since small amounts of UV-radiation are emitted from an opening between the exhaust fans, it is recommended to place the cap of the optional lens on the opening during servicing to avoid eye and skin exposure (Fig. 1).

Note: Please obtain a lens cap before servicing a model XG-V10WE that is received without one.

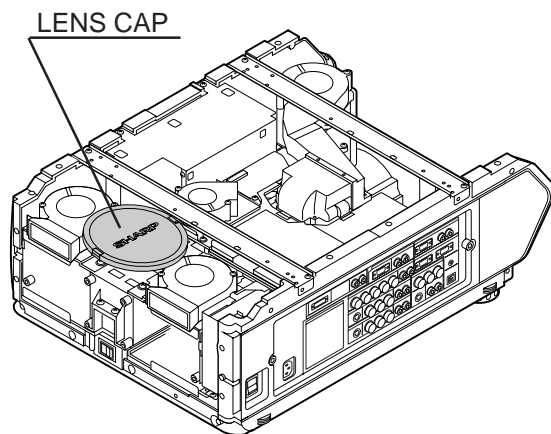
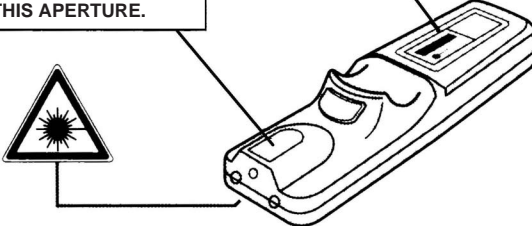
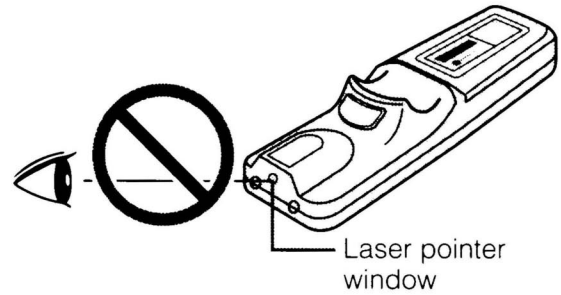


Figure 1.

Cautions Concerning the Laser Pointer

<p>CAUTION</p> <p>LASER RADIATION- DO NOT STARE INTO BEAM</p> <p>WAVE LENGTH : 650nm MAX. OUTPUT : 1mW CLASS II LASER PRODUCT</p>	<p>"COMPLIES WITH 21 CFR SUBCHAPTER J"</p> <p>SHARP ELECTRONICS CORPORATION SHARP PLAZA, MAHWAH, NEW JERSEY 07430 TEL : 1-800-BE-SHARP U.S.A. ONLY</p>
	<p>REMOTE CONTROL MODEL NO.: RRMCG1564CESA DC3V(1.5Vx2PCS.) MADE IN CHINA FABRIQUE AU CHINE</p>

AVOID EXPOSURE-LASER RADIATION IS EMITTED FROM THIS APERTURE.

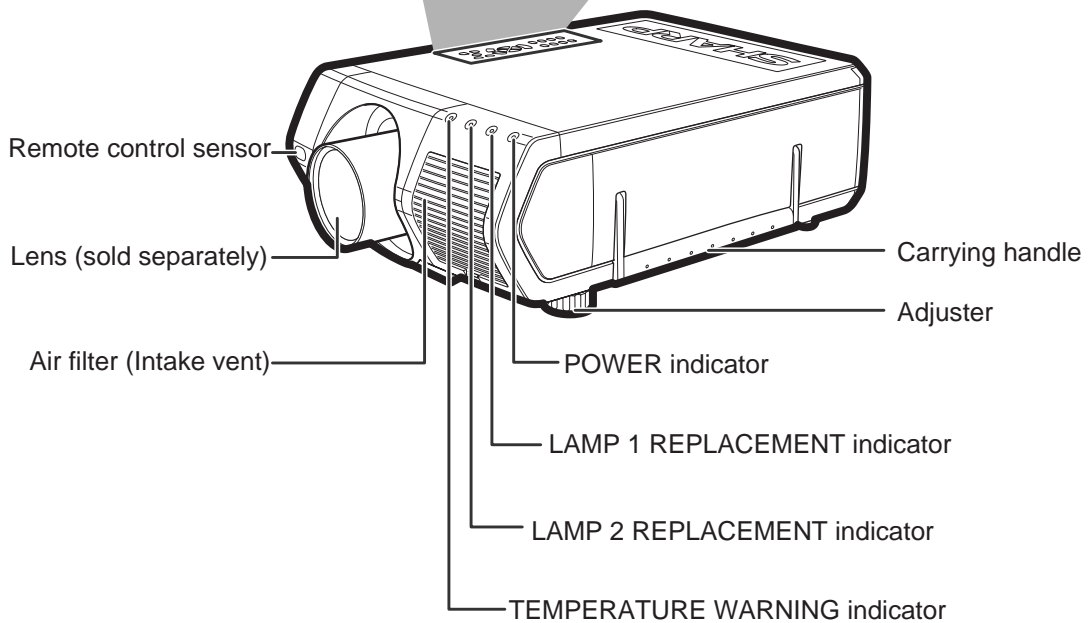
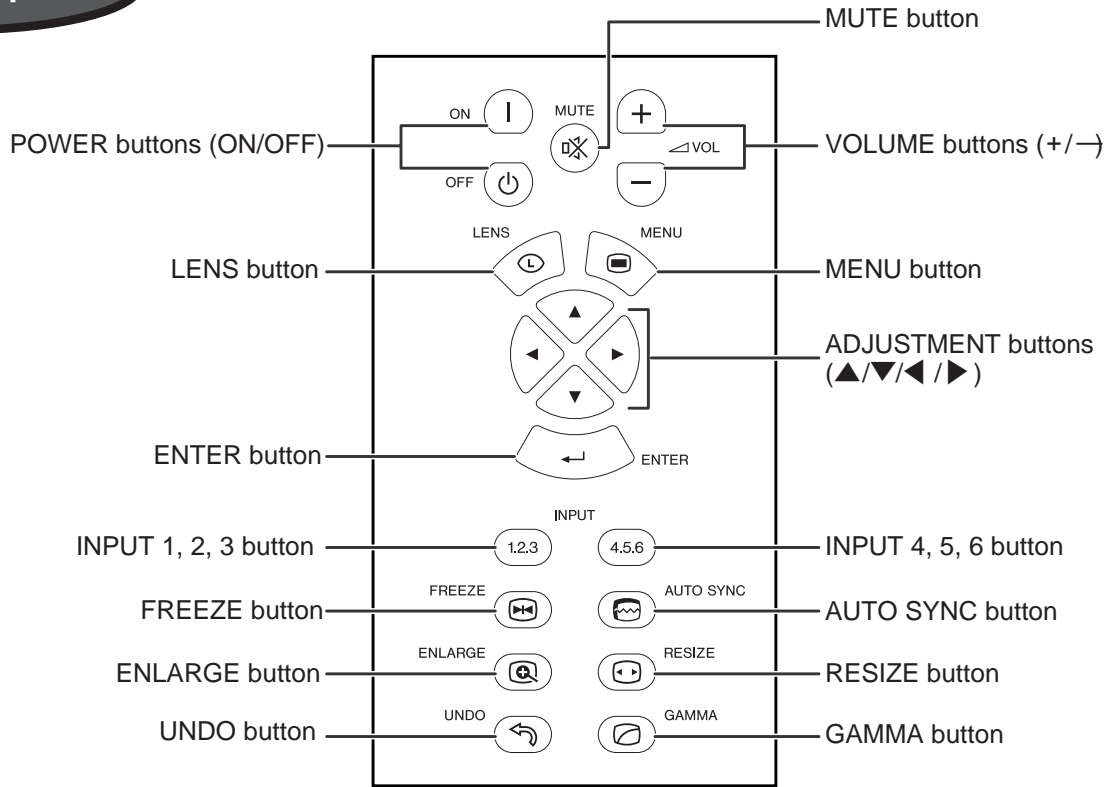
The laser pointer on the remote control emits a laser beam from the laser pointer window. This is a Class II laser which may impair your sight if directed into the eyes. The three marks shown on the left are caution labels for the laser beam.

- Do not look into the laser pointer window or shine the laser beam on yourself or others. (The laser beam used in this product is harmless when directed onto the skin. However, be careful not to project the beam directly into the eyes.)
- Always use the laser pointer at temperatures between 41°F and 104°F (+ 5°C and + 40°C).
- Use of controls or adjustments, or performance of procedures other than those specified herein may result in hazardous radiation exposure.

Location of Controls

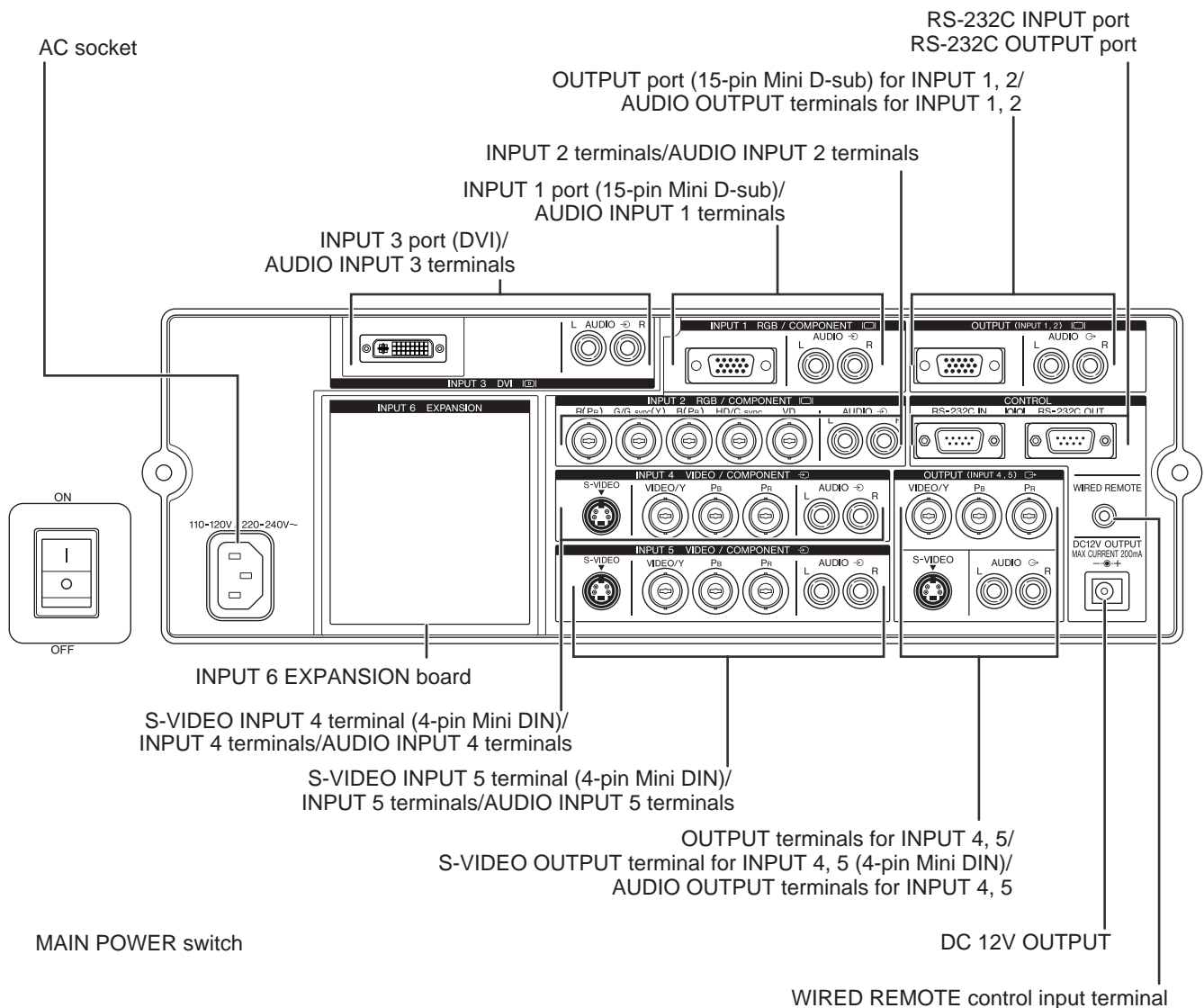
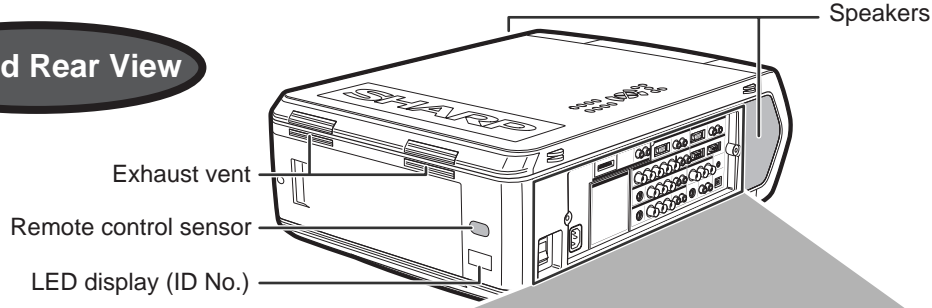
Projector

Front and Top View



Projector

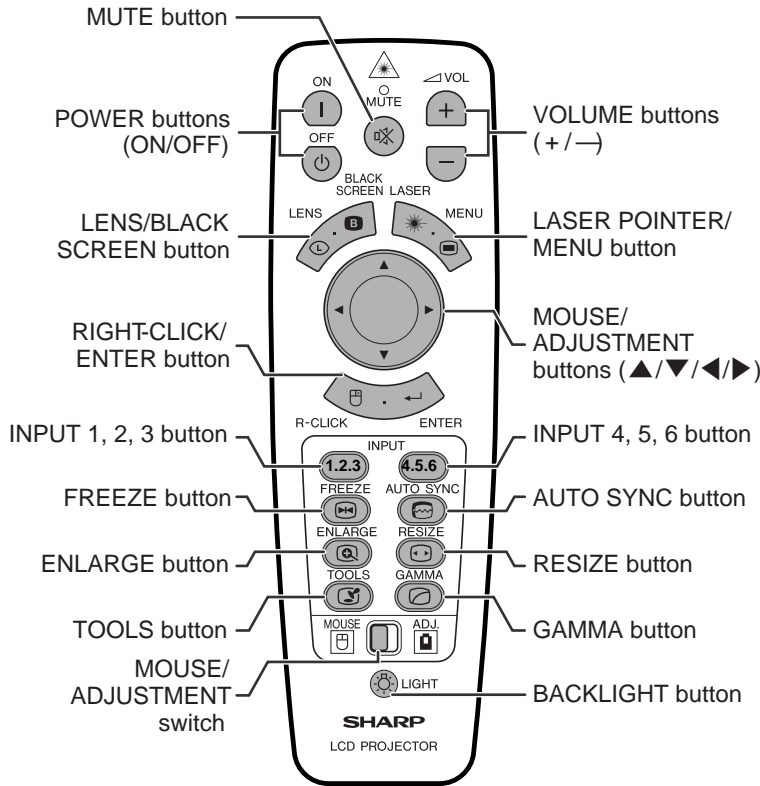
Side and Rear View



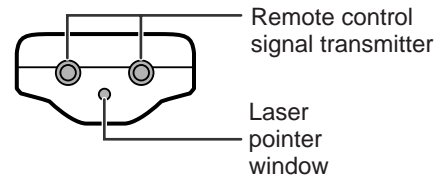
Operating the Wireless Mouse Remote Control

Remote Control

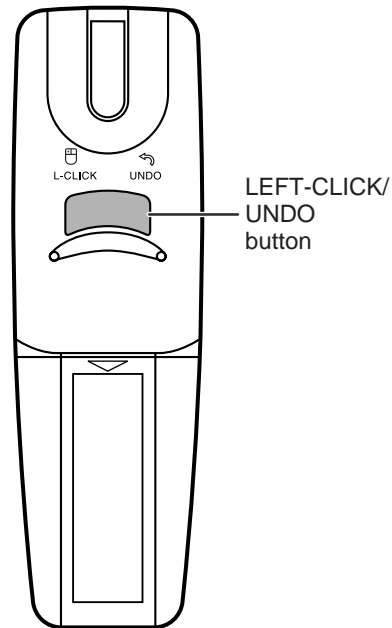
Front View



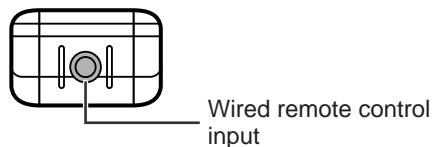
Top View



Rear View

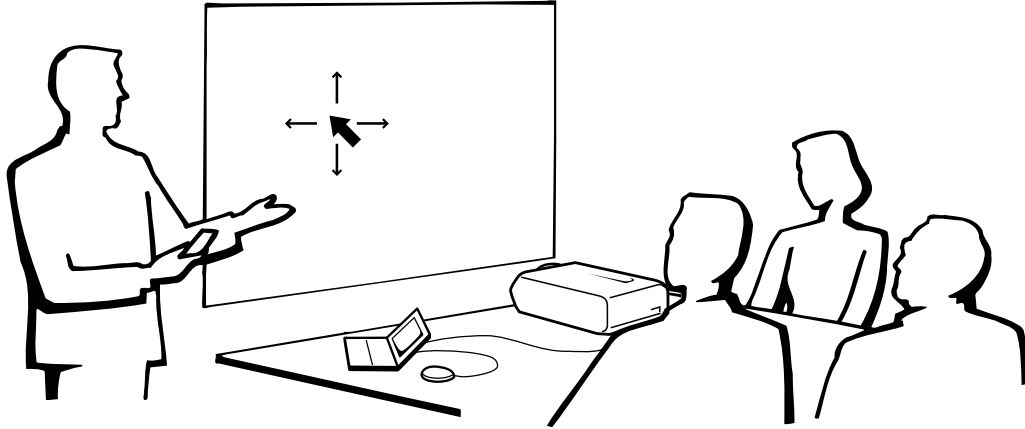


Bottom View



Inserting the batteries

<p>1 Press in on the arrow mark and slide in the direction of the arrow remove the battery cover.</p>	<p>2 Insert two AA size batteries, making sure the polarities match the + and - marks inside the battery compartment.</p>	<p>3 Insert the side tabs of the battery cover into the slots and press the cover in until it is properly seated.</p>
<p>Battery cover</p>	<p>Battery compartment</p>	<p>Battery cover</p>

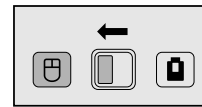


Using the Remote Control as a Wireless Mouse

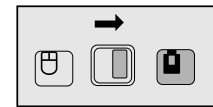
The remote control has the following three functions:

- ¥ Projector control
- ¥ Wireless mouse
- ¥ Laser pointer

MOUSE/ADJUSTMENT switch (Remote control)



Wireless mouse/
Laser pointer



Projector control

Remote Control/Mouse Receiver Positioning

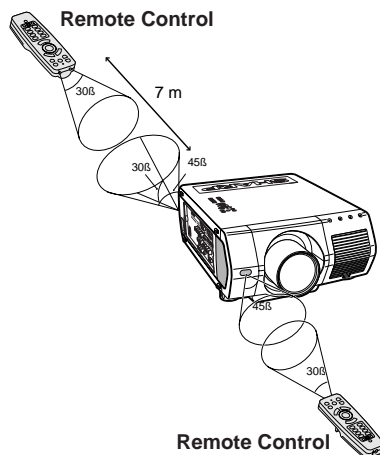
¥ The remote control can be used to control the projector within the ranges shown below.

¥ The remote mouse receiver can be used with the remote control to control the mouse functions of a connected computer within the ranges shown below.

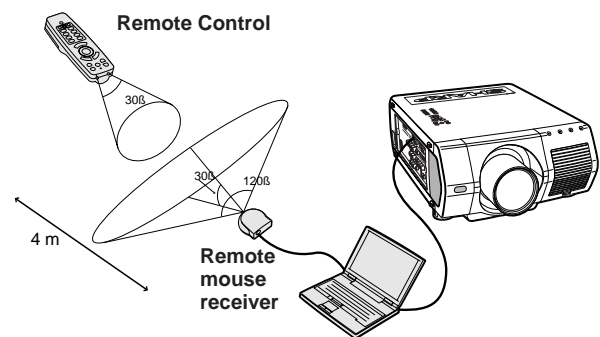
NOTE

¥ The signal from the remote control can be reflected off a screen for easy operation. However, the effective distance of the signal may differ due to the screen material.

Controlling the Projector



Using the Wireless Mouse

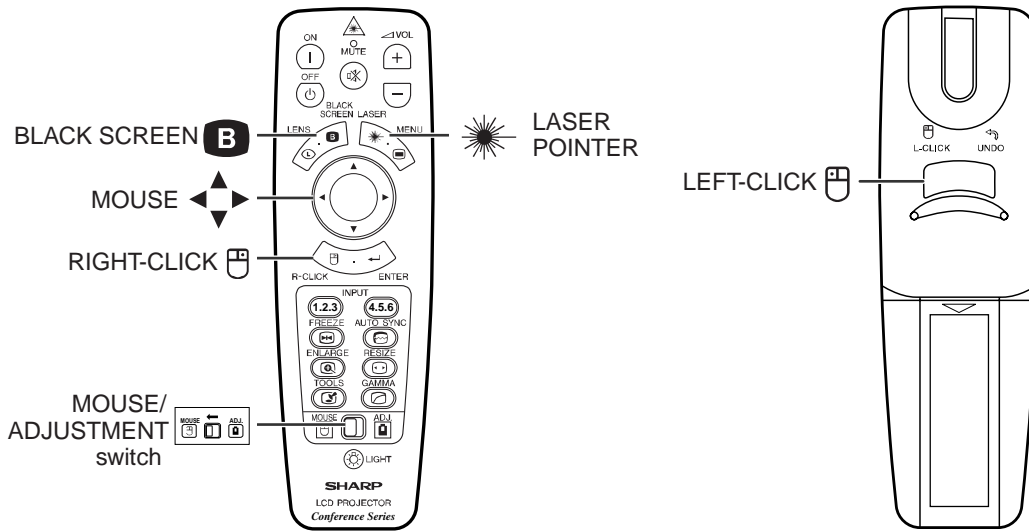


Use as a Wireless Mouse

Be sure the supplied remote mouse receiver is connected to your computer.

Slide the **MOUSE/ADJUSTMENT** switch to **MOUSE**.

MOUSE mode buttons



NOTE

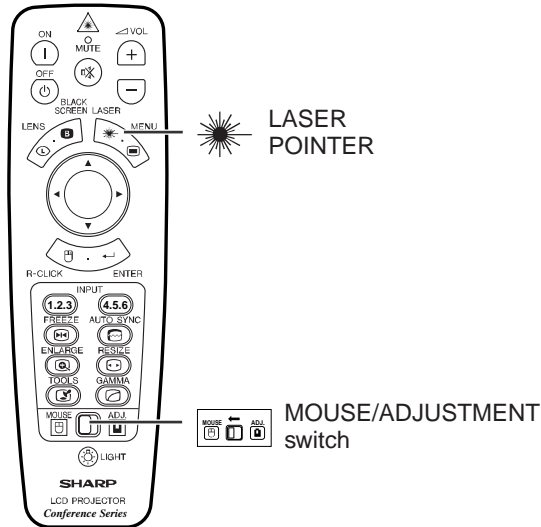
- For one-button mouse systems, use either the **LEFT-CLICK** or **RIGHT-CLICK** button.
- Press **BACKLIGHT** to turn on the backlights of the operation buttons for about five seconds.

Button name	Position of MOUSE/ADJUSTMENT switch	
	<i>MOUSE</i> (M)	<i>ADJ.</i> (A)
LASER POINTER/MENU	LASER POINTER (GREEN)	MENU (RED)
BLACK SCREEN/LENS	BLACK SCREEN (GREEN)	LENS (RED)
RIGHT-CLICK/ENTER	RIGHT-CLICK (GREEN)	ENTER (RED)
MOUSE/ADJUSTMENT	MOUSE (NOT LIT)	ADJUSTMENT (NOT LIT)
LEFT-CLICK/UNDO	ON (NOT LIT)	UNDO (NOT LIT)
POWER ON/OFF	ON (RED)	
VOLUME +/-		
MUTE		

Button name	Position of MOUSE/ADJUSTMENT switch	
	<i>MOUSE</i> (M)	<i>ADJ.</i> (A)
INPUT 1, 2, 3	ON (RED)	
INPUT 4, 5, 6		
FREEZE		
AUTO SYNC		
ENLARGE		
RESIZE		
TOOLS		
GAMMA		

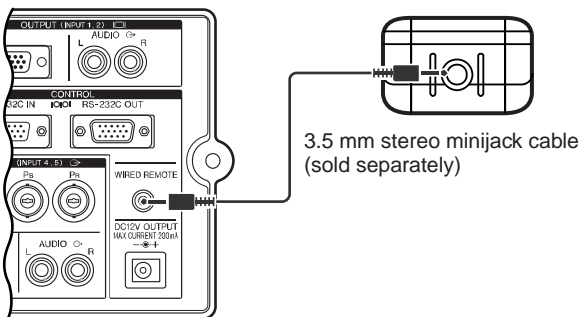
Use as a Laser Pointer

Slide the **MOUSE/ADJUSTMENT** switch to **MOUSE**, and press **LASER POINTER** (☀) to activate the laser pointer.



NOTE

- When the button is released, the light automatically goes off.
- For safety reasons, the laser pointer automatically goes off after 1 minute of continuous use. To turn it on, release **LASER POINTER** (☀) and press again.



Wired Remote Control

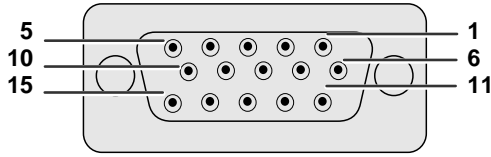
When the remote control cannot be used due to the range or positioning of the projector (rear projection, etc.), connect a 3.5 mm stereo minijack cable (sold separately) from the wired remote control input on the bottom of the remote control to the **WIRED REMOTE** control input terminal on the side of the projector.

NOTE

- The laser pointer and wireless mouse functions can still be operated with the wired remote control.

Connection Pin Assignments

INPUT 1 RGB and OUTPUT (INPUT 1, 2) Signal Input Ports: 15-pin Mini D-sub female connector



RGB Input

Analog

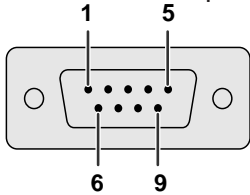
- | | |
|--------------------------------------|----------------------------|
| 1. Video input (red) | 8. Earth (blue) |
| 2. Video input (green/sync on green) | 9. Not connected |
| 3. Video input (blue) | 10. GND |
| 4. Reserve input 1 | 11. GND |
| 5. Composite sync | 12. Bi-directional data |
| 6. Earth (red) | 13. Horizontal sync signal |
| 7. Earth (green/sync on gr) | 14. Vertical sync signal |
| | 15. Data clock |

Component Input

Analog

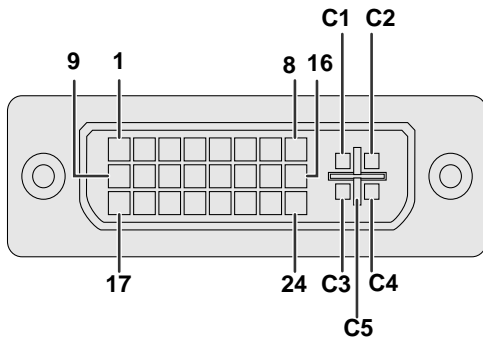
- | | |
|-------------------------------------|-------------------|
| 1. P _R (C _R) | 9. Not connected |
| 2. Y | 10. Not connected |
| 3. P _B (C _B) | 11. Not connected |
| 4. Not connected | 12. Not connected |
| 5. Not connected | 13. Not connected |
| 6. Earth (P _R) | 14. Not connected |
| 7. Earth (Y) | 15. Not connected |
| 8. Earth (P _B) | |

RS-232C Port: 9-pin D-sub male connector of the DIN-D-sub RS-232C cable



Pin No.	Signal	Name	I/O	Reference
1	CD			Not connected
2	RD	Receive Data	Input	Connected to internal circuit
3	SD	Send Data	Output	Connected to internal circuit
4	ER			Not connected
5	SG	Signal Ground		Connected to internal circuit
6	DR	Data Set Ready	Output	Not connected
7	RS	Request to Send	Output	Connected to internal circuit
8	CS	Clear to Send	Input	Connected to internal circuit
9	CI			Not connected

DVI Port: 29-pin

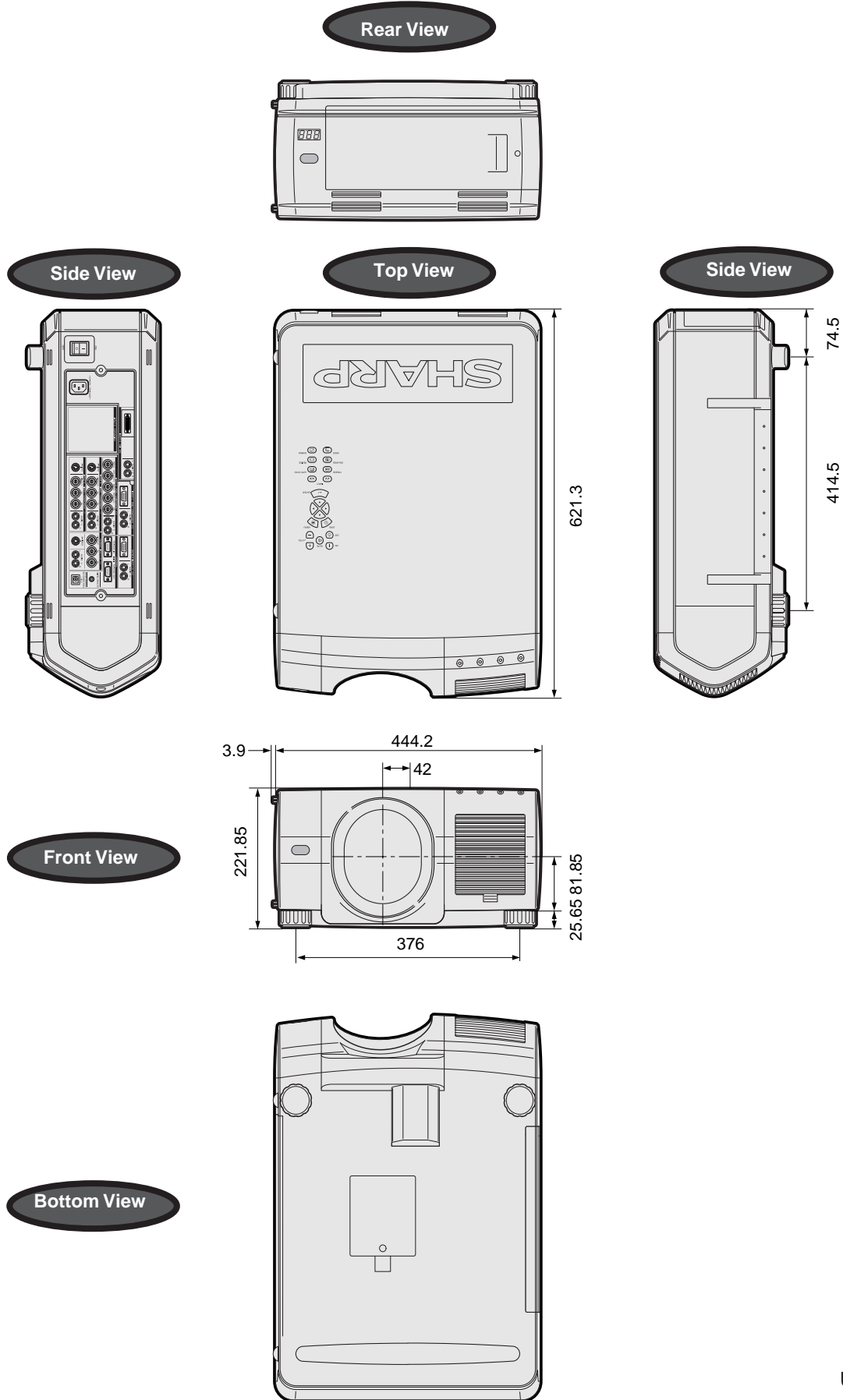


Pin No.	Name
1	T.M.D.S. Data 2—
2	T.M.D.S. Data 2+
3	T.M.D.S. Data 2/4 Shield
4	T.M.D.S. Data 4—* ³
5	T.M.D.S. Data 4+ * ³
6	DDC Clock
7	DDC Data
8	Analog Vertical Sync
9	T.M.D.S. Data 1—
10	T.M.D.S. Data 1+
11	T.M.D.S. Data 1/3 Shield
12	T.M.D.S. Data 3—* ³
13	T.M.D.S. Data 3+ * ³
14	+5 V Power
15	Ground* ¹
16	Hot Plug Detect
17	T.M.D.S. Data 0—
18	T.M.D.S. Data 0—
19	T.M.D.S. Data 0/5 Shield
20	T.M.D.S. Data 5—* ³
21	T.M.D.S. Data 5+ * ³
22	T.M.D.S. Clock Shield
23	T.M.D.S. Clock+
24	T.M.D.S. Clock—
C1	Analog Red
C2	Analog Green
C3	Analog Blue
C4	Analog Horizontal sync
C5	Analog Ground* ²

NOTE

- ¥ *¹ Return for +5 V, Hsync. and Vsync.
- ¥ *² Analog R, G and B return
- ¥ *³ These pins are not used on this equipment.

Dimensions

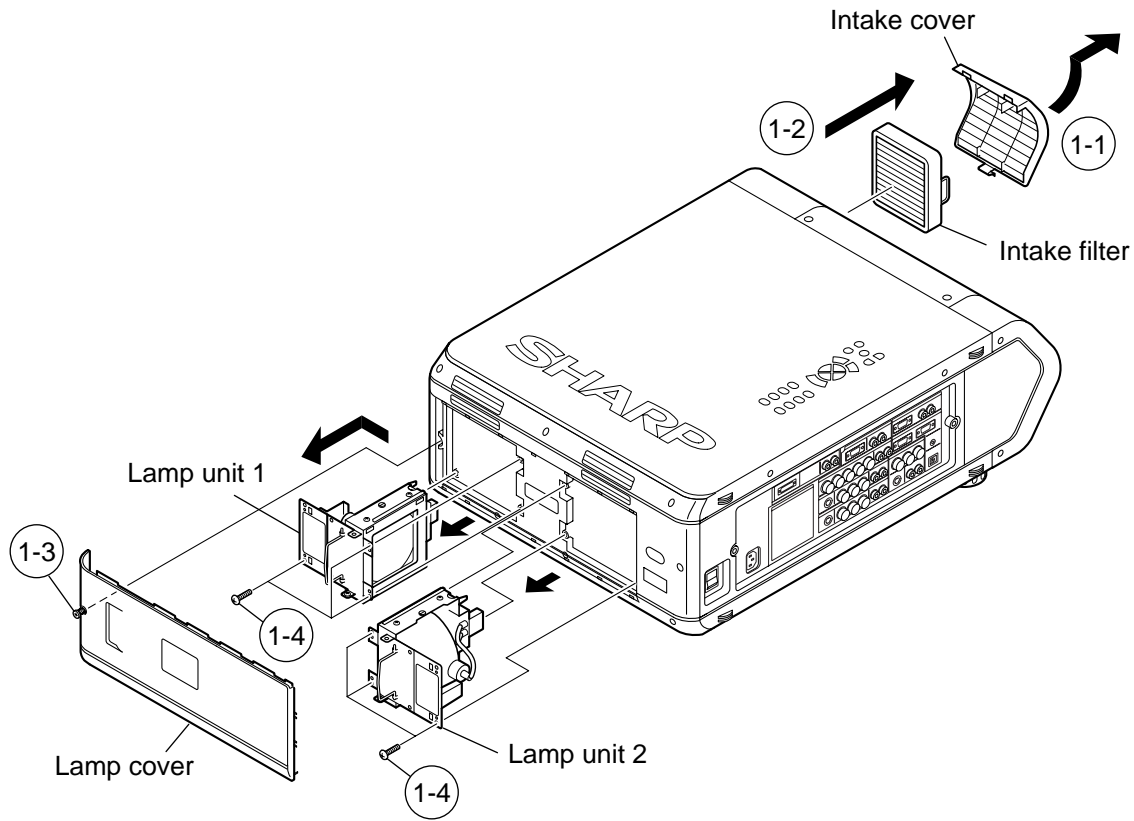


Units: mm

REMOVING OF MAJOR PARTS

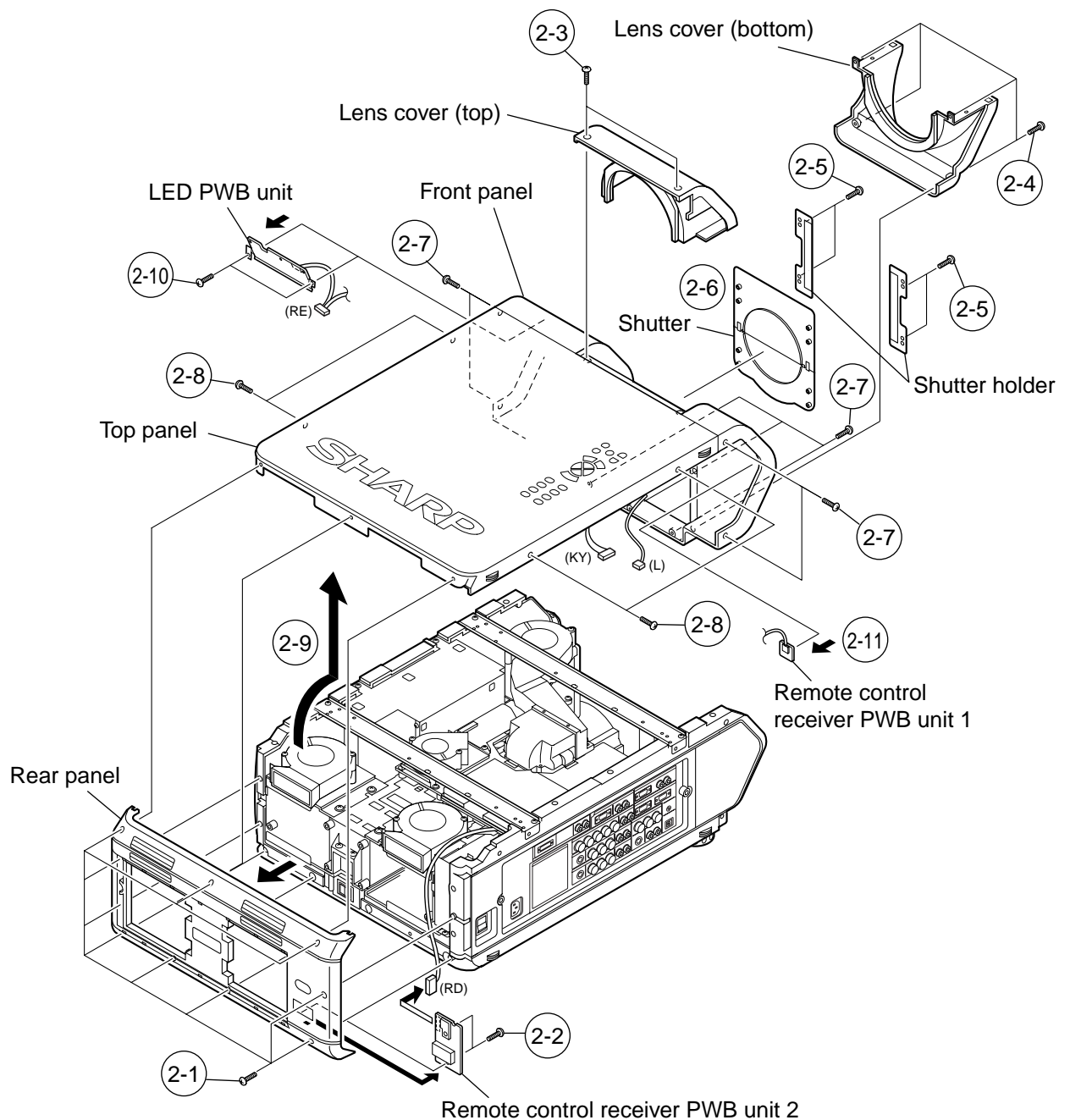
1. Removing the intake cover, intake filter and lamp unit.

- 1-1. Detach the intake cover.
- 1-2. Detach the intake filter.
- 1-3. Loosen the lock screw from the lamp cover and slide the lamp cover off position.
- 1-4. Remove the three lock screws each from the lamp units 1 and 2, and detach these units.



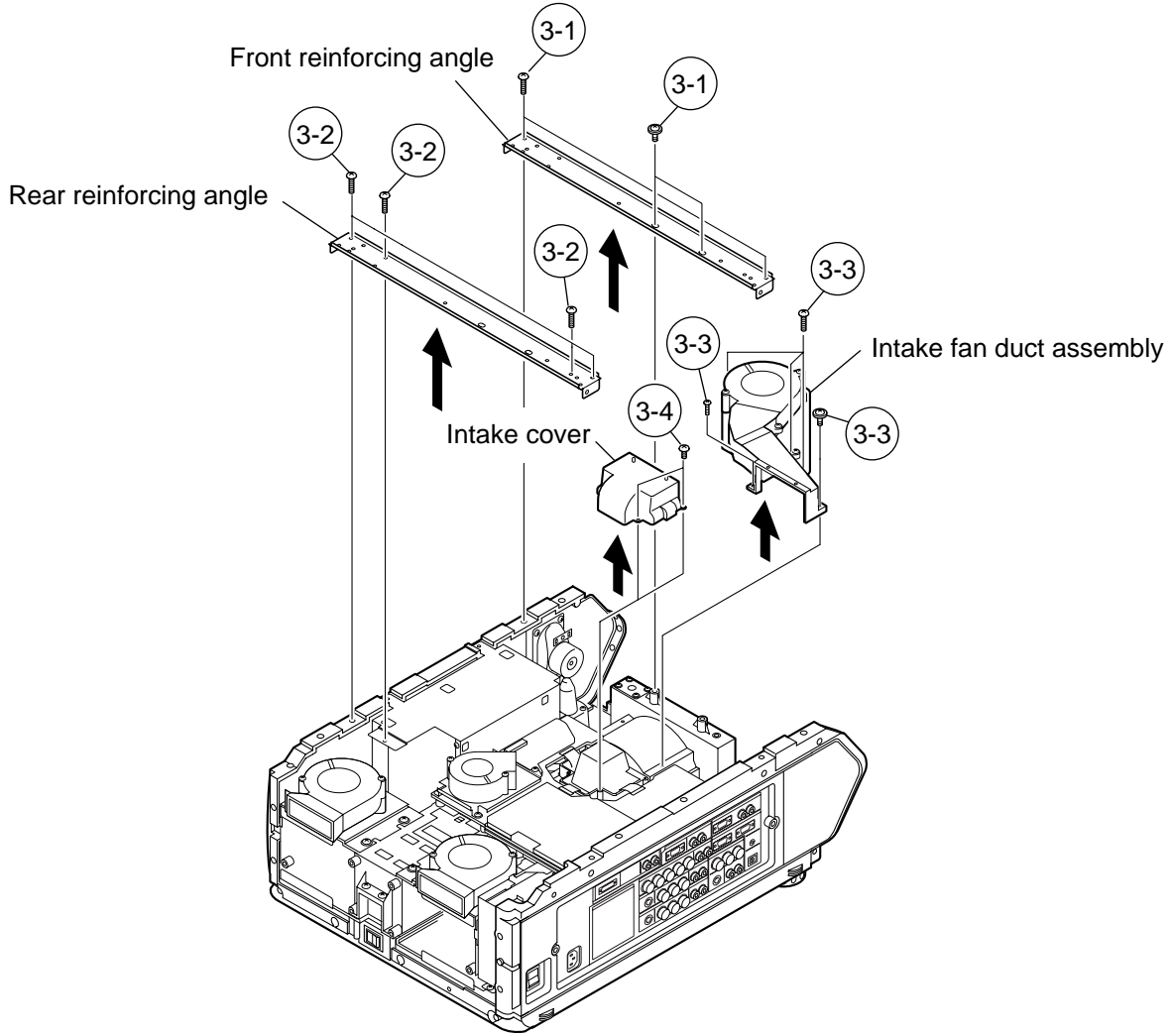
2. Removing the front, top and rear panels.

- 2-1. Remove the ten lock screws from the rear panel. Disconnect the connector (RD) of the remote control receiver PWB unit 2. Then detach the rear panel.
- 2-2. Remove the two lock screws from the remote control receiver PWB unit 2. Detach the remote control receiver PWB unit 2.
- 2-3. Remove the two lock screws from the lens cover (top) and detach the lens cover (top).
- 2-4. Remove the four lock screws from the lens cover (bottom) and detach the lens cover (bottom).
- 2-5. Remove the four lock screws from the shutter holder and detach the shutter holder.
- 2-6. Take out the shutter.
- 2-7. Remove the seven lock screws from the front panel.(Long size 2, Short size 5)
- 2-8. Remove the four lock screws from the top panel.
- 2-9. Slowly lift the back of the top panel. Disconnect the following connectors: connector (KY) of the operation unit, connector (L) of the leaf switch, and connector (RE) of the LED PWB unit and remote control receiver PWB unit 1. Lift and detach both the front and top panels.
- 2-10. Remove the two lock screws from the LED PWB unit. Detach the LED PWB unit.
- 2-11. Open the hooks of the remote control receiver PWB unit 1 and take out the remote control receiver PWB unit 1.



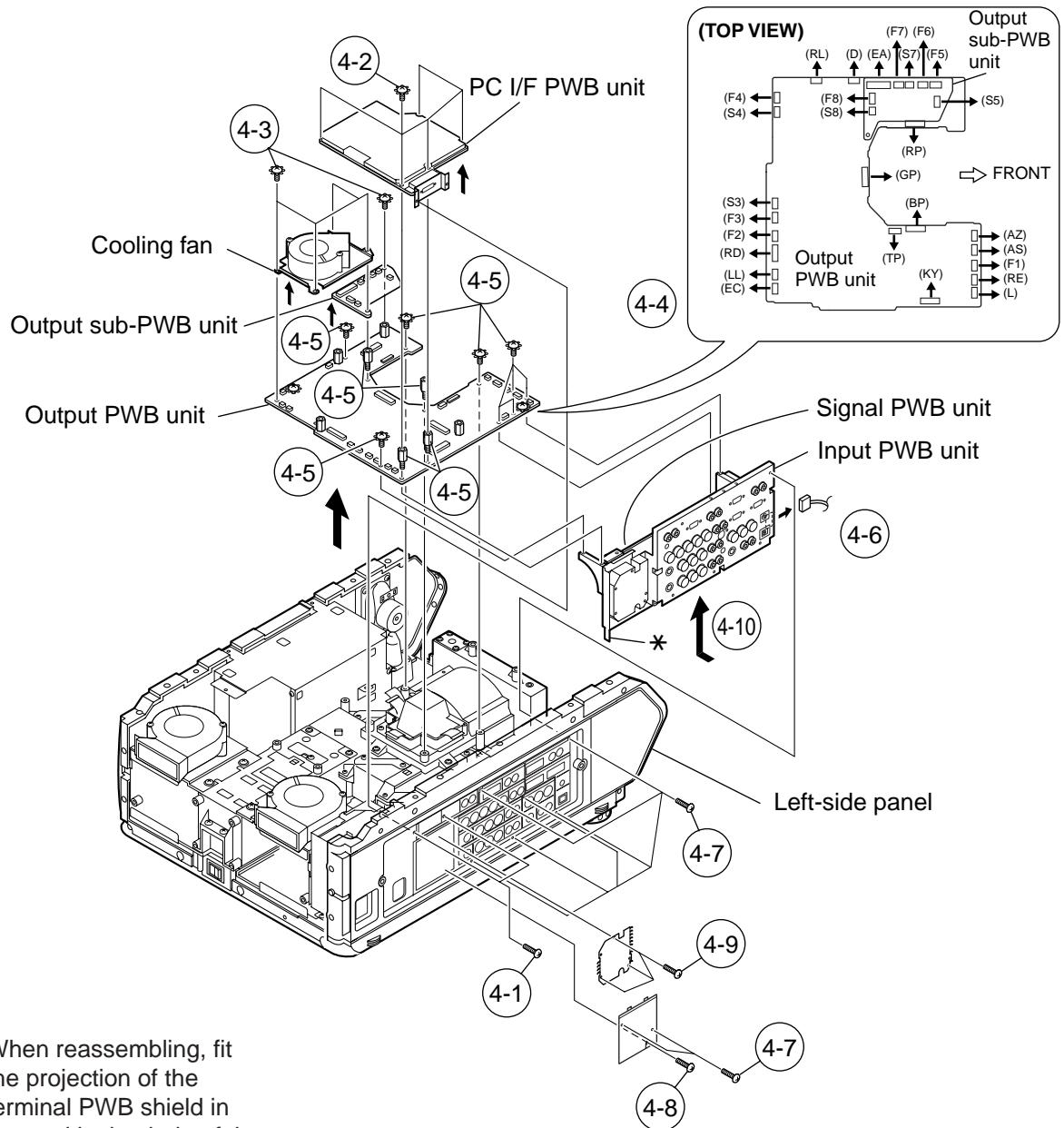
3. Removing the reinforcing angles and intake fan duct assembly.

- 3-1. Remove the four lock screws from the front reinforcing angle and detach this angle.
- 3-2. Remove the four lock screws from the rear reinforcing angle and detach this angle.
- 3-3. Remove the five lock screws from the intake fan duct assembly and detach this assembly.
- 3-4. Remove the two lock screws from the intake cover and detach this cover.



4. Removing the PWBs

- 4-1. Remove the two lock screws from the DVI connector.
- 4-2. Remove the five lock screws from the PC I/F PWB. Lift this PWB off the output PWB unit.
- 4-3. Remove the four lock screws from the cooling fan. Remove the lock screw from the output sub-PWB unit and disconnect the connectors. Lift the cooling fan and the output sub-PWB unit off the output PWB unit.
- 4-4. Disconnect the connectors from the output PWB unit.
- 4-5. Remove the four stud bolts and eight lock screws from the output PWB unit. Lift and detach the output PWB unit.
- 4-6. Disconnect the connector (SP) of the signal PWB unit.
- 4-7. Remove the eight lock screws from the side terminal board.
- 4-8. Remove the lock screw from the terminal cover and detach the terminal cover.
- 4-9. Remove the three lock screws from the grounding plate behind the terminal cover and detach the grounding plate.
- 4-10. Detach the terminal board from the left-side panel. Lift the input PWB unit and the signal PWB unit off position.



* **Note:** When reassembling, fit the projection of the terminal PWB shield in the positioning hole of the left-side panel.

5. Removing the power/ballast PWB unit assembly.

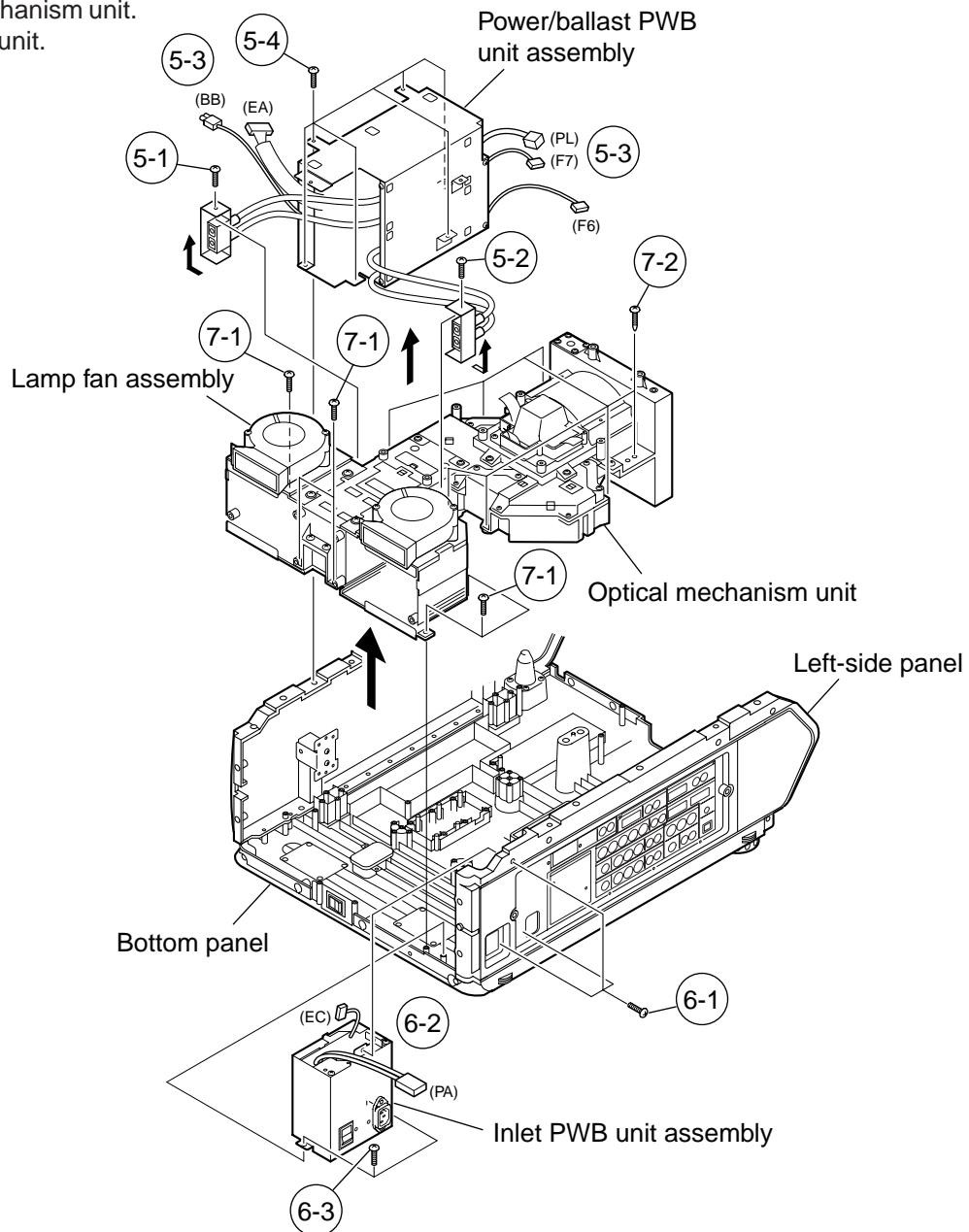
- 5-1. Remove the lock screw from the socket holder (with shorter lead) for the lamp unit 1. Slide sideways and detach the holder.
- 5-2. Remove the lock screw from the socket holder (with longer lead) for the lamp unit 2. Slide sideways and detach the holder.
- 5-3. Disconnect the connectors from the power/ballast PWB unit assembly.
- 5-4. Remove the six lock screws from the power/ballast PWB unit assembly. Lift and detach this assembly.

6. Removing the inlet PWB unit assembly.

- 6-1. Remove the three lock screws from the left-side panel at the inlet PWB unit assembly.
- 6-2. Disconnect the connectors from the inlet PWB unit assembly.
- 6-3. Remove the two lock screws from the bottom panel at the inlet PWB unit assembly. Lift and detach this assembly.

7. Removing the optical mechanism unit.

- 7-1. Remove the five lock screws from the lamp fan assembly.
- 7-2. Remove the seven lock screws from the optical mechanism unit. Lift and detach this unit.



Resetting the TOTAL LAMP TIMER

Resetting the counter

- Draw out the lamp to be replaced. Turn on the power and the absence of the lamp is detected. Now reset the total hour counter.

Resetting procedure

	Replacing one lamp	Replacing both lamps
1	Draw out the relevant lamp only.	Draw out both the lamps.
2	Turn on the main power.	
3	Press POWER button to LCD projector on.	
4	The LED indicator at the drawn-out lamp side starts flashing. Press the ENTER key to reset the counter. The LED indicator goes out.	
5	Turn off the main power. Fit a new lamp into position.	
	End	

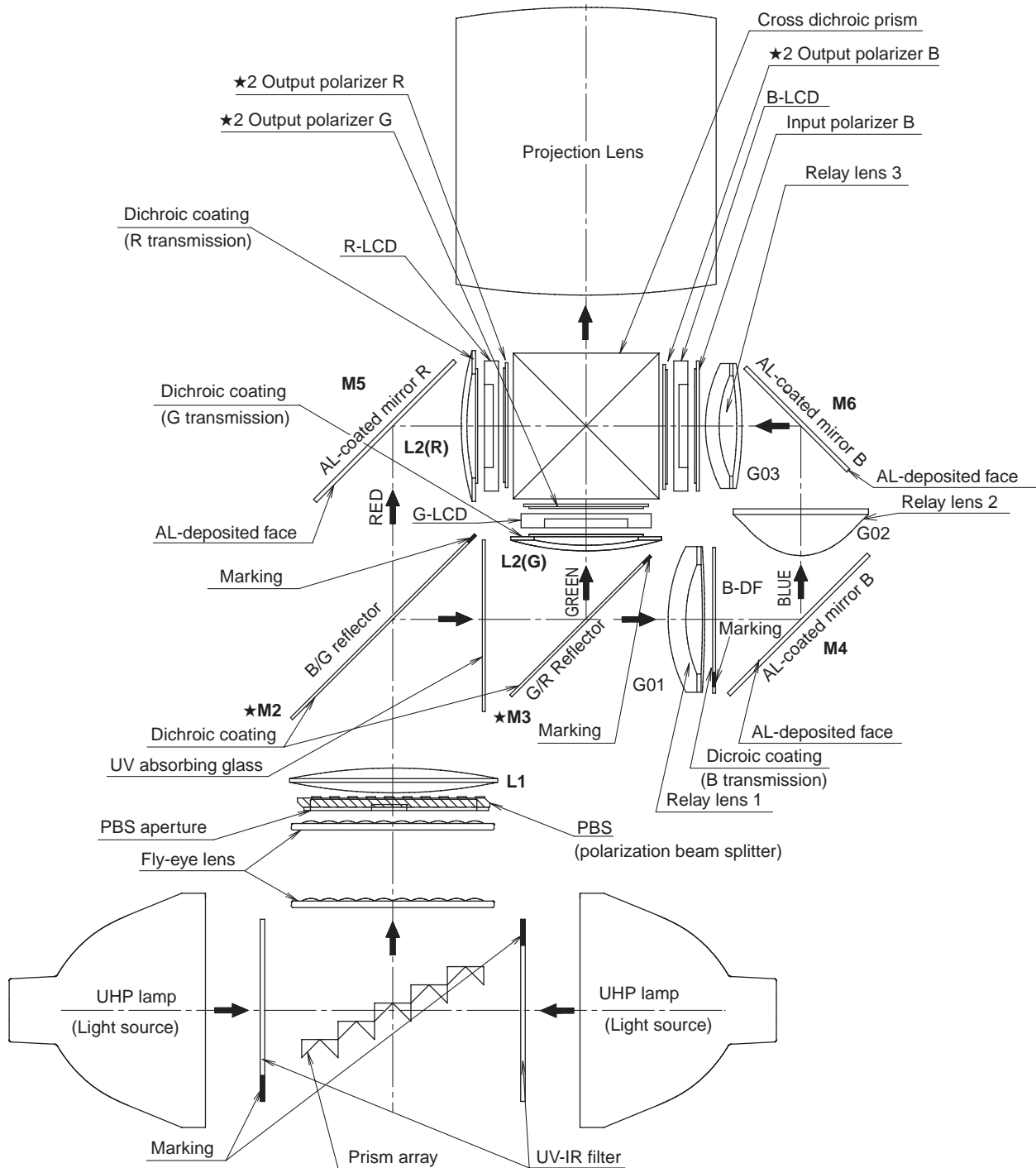
- With just one of the lamps drawn out, the optical mechanism may get unstable in temperature. To avoid this, the projector comes in the reset mode.
- For two or more projectors, their counters cannot be reset at once using the remote controller. Press the ENTER key for resetting.
- In the process mode, the historical information is also reset.

Maintenance Indicator	Condition	Problem	Possible Solution
TEMPERATURE WARNING indicator	The internal temperature is abnormally high.	• Blocked air intake.	• Relocate the projector to an area with proper ventilation.
		• Clogged air filter.	• Clean the filter.
		• Cooling fan breakdown. • Internal circuit failure.	• Take the projector to your nearest Authorized Sharp Industrial LCD Products Dealer or Service Center for repair.
LAMP REPLACEMENT indicator (LAMP1, LAMP2)	The lamp does not light up.	• Burnt-out lamp. • Lamp circuit failure.	• Carefully replace the lamp. • Take the projector to your nearest Authorized Sharp Industrial LCD Products Dealer or Service Center for repair.
POWER indicator	The POWER indicator flashes in red when the projector is on.	• The filter cover is open. • The lens cover is missing.	• Securely install the filter cover. • Remove the top lens cover (CCOVA1785CE01) off the front panel.

THE OPTICAL UNIT OUTLINE

Layout of the optical system

Note: Layout for positioning the optical system.



★ M2 and M3 mirrors have a coating wedge (for different film thickness). Set up these mirrors, with their markings positioned as shown above, so that their coated faces and both sides be in the correct directions.

★2 See the assemble-illustration for determining a direction of the output polarizer.

CONVERGENCE AND FOCUS ADJUSTMENT

- Place the set in the ceiling-mounted position, open the maintenance door, and start the convergence and focus adjustments. Make sure the settings are complete and then turn on the power. For adjusting the image, use the remote controller. Take the following adjustment procedures.

1. Focusing the projection lens

(A) Replacing all the 3 LCD panels

1. Before replacing all the 3 LCD panels, project an image on the screen and bring it into focus.
2. Replace the panels with new ones. But until the focus has been completely readjusted, be careful not to change the distance between the set and the screen, nor to move the projection lens focus and zoom rings.

If the focus is readjusted with a different positional relation, the relation between the projection distance and the screen size is affected. In other words, a short-distance image (40 WIDE, for example) may get out of the focus range, or a long-distance image (300 WIDE, for example) may come out of focus.

(B) Replacing 1 or 2 of the 3 LCD panels

1. In adjusting the focus after replacement of one or two LCD panels, project an image on the screen and turn the projection lens focus ring to get the non-replaced LCD panel into focus.
2. But until the focus has been completely adjusted for the new LCD panels, be careful not to change the distance between the set and the screen, nor to move the projection lens focus and zoom rings.
(If the distance has been changed or the projection lens readjusted, repeat the above steps 1 and 2.)

2. Adjusting the G-LCD panel

(A) Focus adjustment. (Make this adjustment on the white-only screen.)

1. Right-and-left focus adjustment (θY direction).
Loosen the lock screws "b" and "c" and insert the eccentric screwdriver into the notch and hole "b". Turn the screwdriver until the right and left halves on the screen get into focus.
First get the right and left halves in balance. Then improve the accuracy while making the adjustment 2 below.
2. Top-center-bottom focus adjustment (θX and Z directions).
Loosen the lock screws "a" and "c" and insert the eccentric screwdriver into the notch and hole "a" or "c". Turn the screwdriver until the top, center and bottom on the screen get into focus. In adjusting this top-to-bottom focus, temporarily tighten the lock screw "b" to fix the θY direction adjustment.
3. Repeat the above steps 1 and 2 to finely adjust the focus. Finally tighten up all the lock screws.

Notes :

- ① Carefully proceed with the focus adjustment because the adjusting directions are correlated.
- ② In adjusting the convergence and focus, do not move the projection lens zoom and focus rings until the end of all the adjustments.

(B) Convergence adjustment

- The G-LCD panel has no convergence adjustment mechanism. Use this panel as convergence adjustment reference.

3. B-LCD panel adjustment (the same for the R-LCD panel)

(A) Focus adjustment

- Take the same procedure as for the G-LCD panel focus adjustment. Note that the adjustment range is small in the Z direction. If the convergence is quite different between the B-LCD and G-LCD panels, roughly adjust the convergence first and then the focus.

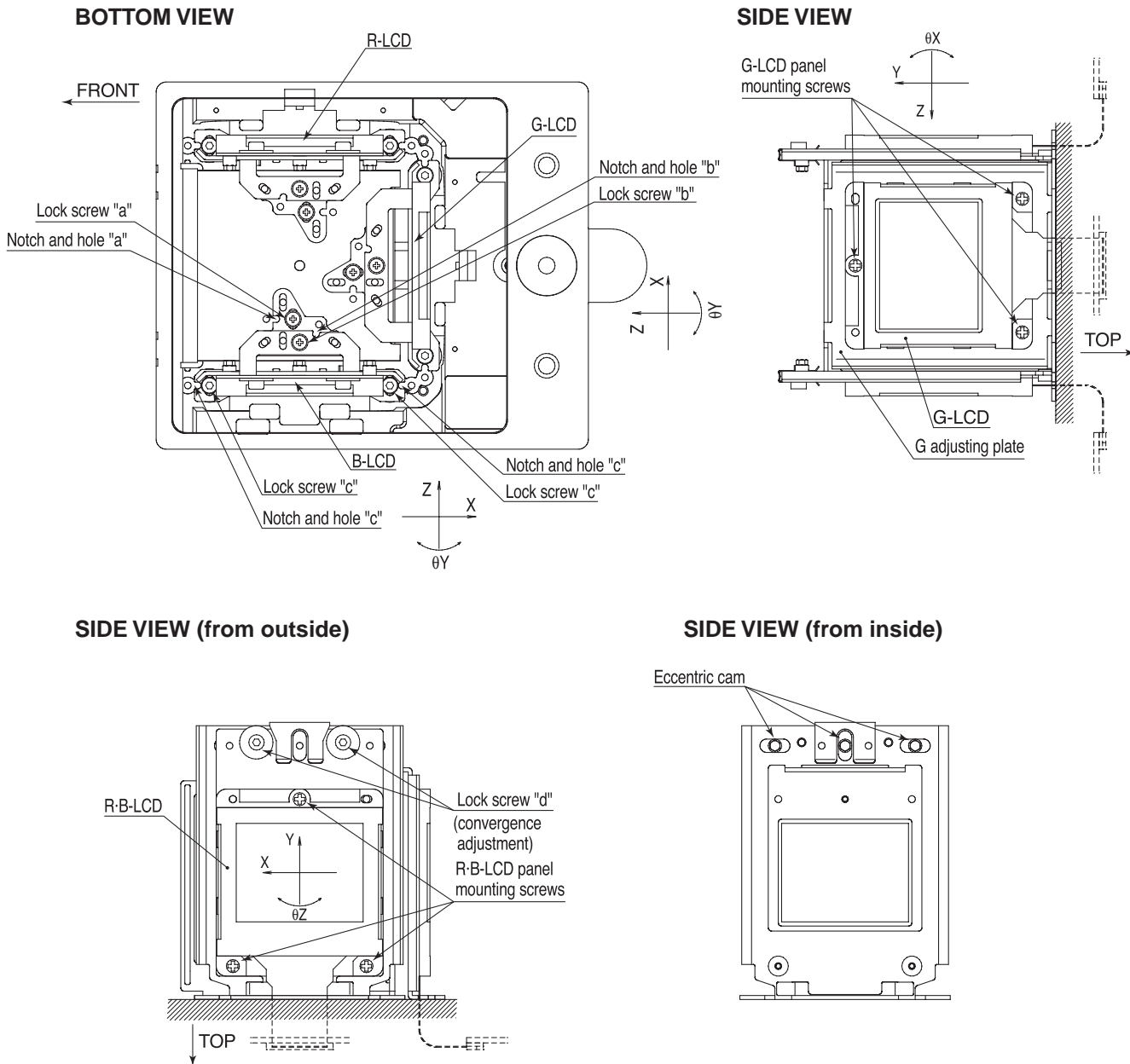
(B) Convergence adjustment

- Use a crosshatch pattern signal for this adjustment.
Make the adjustment just for the G-color and the relevant color.
 - (1) Loosen the convergence lock screw "d".
 - (2) With the G-LCD panel's screen center as reference, adjust the B-LCD panel in the X, Y and θZ directions.
 - (3) Finally tighten up the convergence lock screw "d".

Notes :

- ① The eccentric cam is used for convergence adjustment. This means that the cam's turning and the linear movement are not always uniform.
- ② This model is not equipped with the LCD image adjustment mechanism. This is because the dichroic prism is used for image formation. When the LCD panels all get into the best focus, the images are almost completely converged.

Convergence and Focus Adjustments Mechanism



Convergence and Focus Adjustments at a Glance

Adjustment directions

Adjustment	Direction	Definition	Direction of LCD panel
Convergence	X direction		LCD right and left
	Y direction		LCD top and bottom
	θZ direction	Rotation around Z axis	LCD turning axis
Focus	Z direction		LCD optical axis
	θX direction	Rotation around X axis	LCD top-to-bottom flapping
	θY direction	Rotation around Y axis	LCD right-to-left flapping

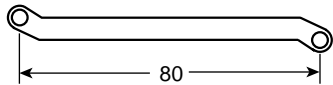
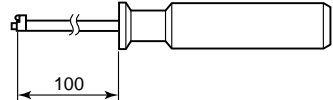
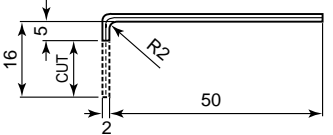
Convergence and Focus Adjustment for the Optical Mechanism

Color	Adjustment	Direction	Movement	Position	Adjusting tool	Lock screw	Tightening tool
R/B colors	Convergence	X direction	$\pm 0.8\text{mm}$	Eccentric cam	Eccentric cam adjusting wrench	d	Hex wrench
		Y direction	$\pm 0.8\text{mm}$	Eccentric cam	Eccentric cam adjusting wrench	d	Hex wrench
		θZ direction	$\pm 1^\circ$	Eccentric cam	Eccentric cam adjusting wrench	d	Hex wrench
	Focus	Z direction	$\pm 1.3\text{mm}$	Notch and hole "a" & "c"	Eccentric screwdriver	a, c	Phillips screwdriver, *Hex wrench
		θX direction	$\pm 1^\circ$			a, c	
		θY direction	$\pm 2.5^\circ$			b, c	
G color	Focus	Z direction	$\pm 0.4\text{mm}$	Same as for R and B colors			
		θX direction	$\pm 1^\circ$				
		θY direction	$\pm 2.5^\circ$				

Focus Adjustments the Other Way

Lock screw	Position	Related direction
a	Notch and hole "a"	Z and θX directions
b	Notch and hole "b"	θY direction
c	Notch and hole "c"	Z, θX and θY directions

Convergence and Focus Adjusting and Tightening Tools

Tool	Specific or General	Tool code	Configuration
Eccentric cam adjusting wrench	Specific	9DASPN-XGNV1U	
Eccentric screwdriver	Specific	9EQDRIVER-NV1A	
Hex wrench	General (redesigned)	9EQLNC-XGNV1U	
Phillips screwdriver	General	—	For M2.6 pan-head machine screw
*Hex wrench	General	—	Preferably use a 70 mm or longer screwdriver (with a handle).

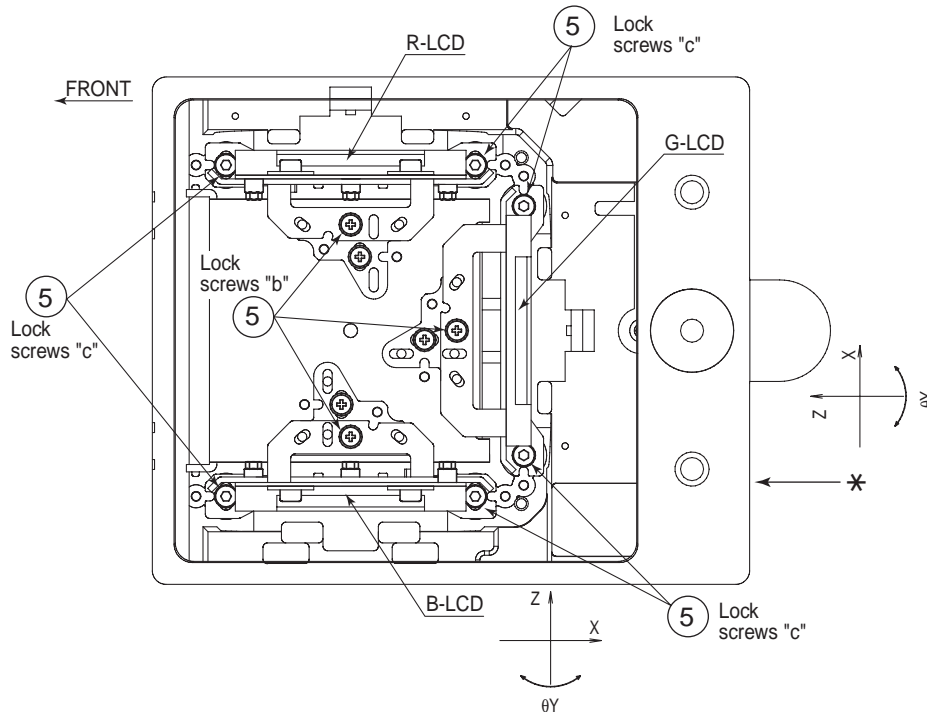
Replacing the LCDs

Remove the top cover.

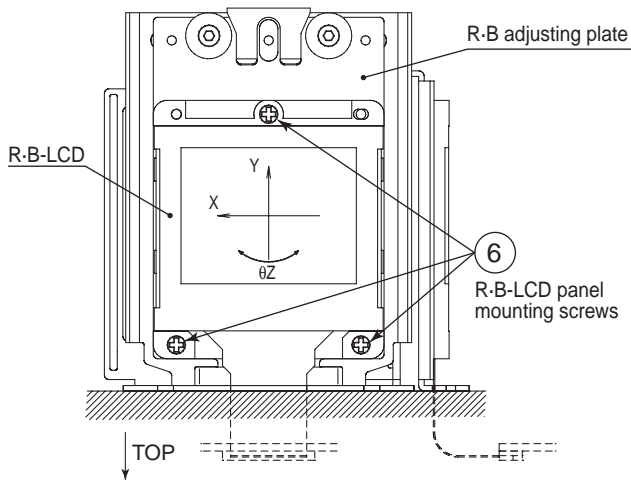
- (1) Remove the six screws off the relay duct and disconnect the relay duct.
- (2) Remove the two screws off the upper suction cover and detach this cover.
- (3) Disconnect the LCD flat cable from the PWB connector.
- (4) Place the set in the ceiling-mounted position and open the maintenance door.
- (5) Remove the lock screws "b" and "c". Take out the LCD-equipped R/B adjusting board and G adjusting board.
- (6) Detach the LCD panel from the adjusting board.
- (7) Place a replacement LCD panel and take the above steps (1) thru (5) in the reverse order.

* Keep in mind that the G LCD panel does not need convergence readjustment and that it has a small adjustable range in the Z direction.

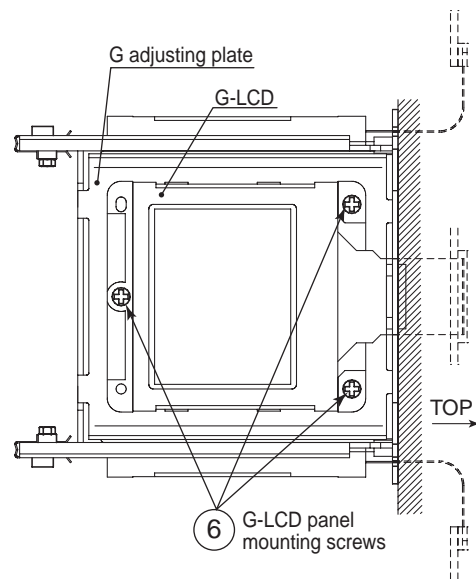
BOTTOM VIEW



SIDE VIEW



SIDE VIEW



1. Adjusting the mirror optical axis

The optical axis must be readjusted to correct possible eclipse that occurs with the R, G or B LCD panel. This readjustment is usually required when an optical part in the optical mechanism has been replaced, and may be needed when a LCD panel has been replaced.

1. Disconnect the LCD flat cable.
2. Get the lamp on. Be sure to start the cooling fan too.

(Eclipse with the R LCD panel: Screen edges appearing in cyan)

3. Loosen the lock screws of the M5 adjusting lever.
4. Watching the image on the screen, turn or slide the M5 adjusting lever until the eclipse disappears from the screen. Now tighten up the lock screws.

(Eclipse with the G LCD panel: Screen edges appearing in magenta)

3. Loosen the lock screws of the M3 adjusting lever.
4. Watching the image on the screen, turn or slide the M3 adjusting lever until the eclipse disappears from the screen. Now tighten up the lock screws.

(Eclipse with the B LCD panel: Screen edges appearing in yellow)

3. Loosen the lock screws of the M6 adjusting lever.
4. Watching the image on the screen, turn or slide the M6 adjusting lever until the eclipse disappears from the screen. Now tighten up the lock screws.

2. Adjusting the orientation of polarizer

The contrast must be optimized when the polarizer or an optical mechanism part has been replaced.

1. Turn on the power.
2. If the background is blue, clear the screen and get it black.
3. Loosen the two lock screws of the polarizer (two for each plate).
4. Press the heads of the lock screws in the arrow directions until the onscreen contrast becomes best. Finally tighten up the lock screws.

3. Adjusting the PBS

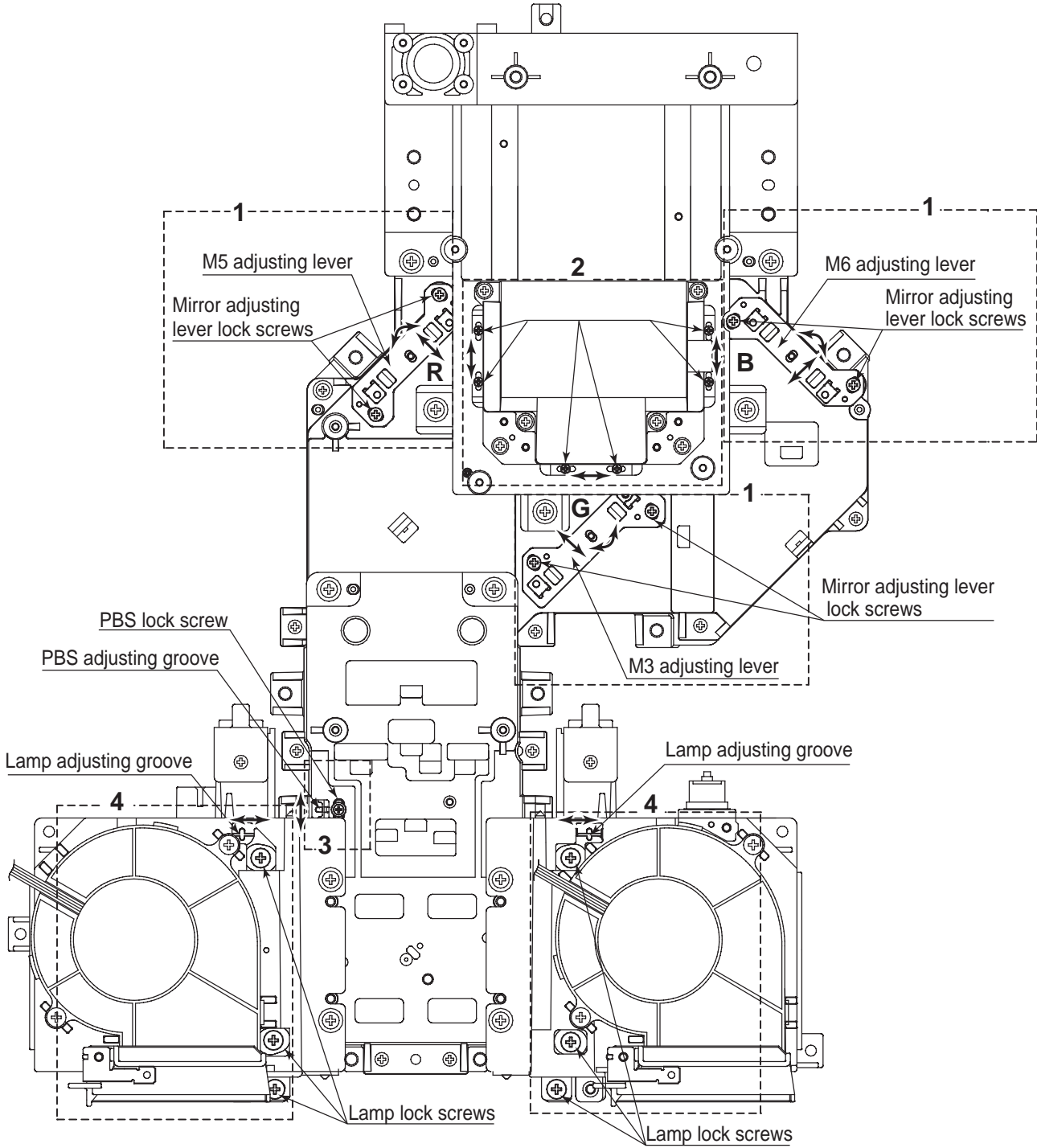
This adjustment may be required when the optical mechanism has been disassembled. Colors uneven on the right and left halves onscreen can be corrected here. Usually there is no need to make this adjustment. It is enough to have the lamp adjusting groove in alignment.

1. Turn on the power.
2. Loosen the PBS lock screw.
3. Feed a white-only signal, or call the process mode and get the screen white only.
4. Put the eccentric screwdriver (9EQDRIVER-NV1A) in the PBS adjusting groove.
5. Watching the image on the screen, turn the eccentric screwdriver until the right-and-left colors onscreen become most even. Finally tighten up the lock screw.

4. Adjusting the lamp optical axis

The lamp optical axis is optimized to obtain the best color evenness and brightness. Usually there is no need to make this adjustment because the replacement lamp unit (BQC-XGV10WU/1) has been delivered factory-adjusted.

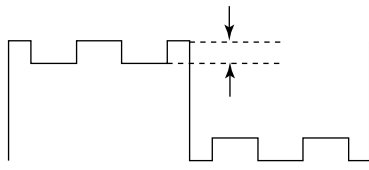
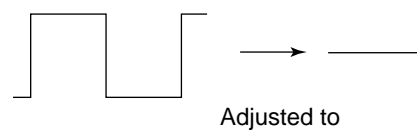

1. Turn on the power.
2. Loosen the three lamp lock screws.
3. Feed a white-only signal, or call the process mode and get the screen white only.
4. Put the eccentric screwdriver (9EQDRIVER-NV1A) in the lamp adjusting groove.
5. Watching the image on the screen, turn the eccentric screwdriver until the right-and-left colors onscreen become most even. Finally tighten up the lock screws.

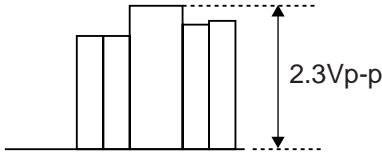


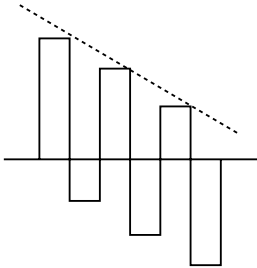
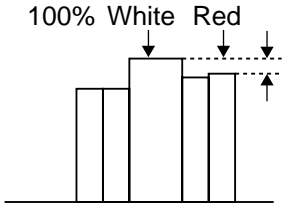
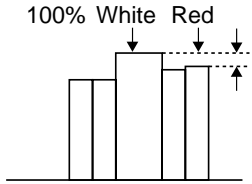
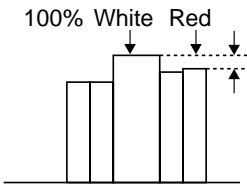
ELECTRICAL ADJUSTMENT

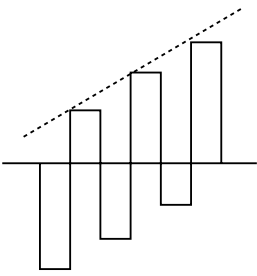
Hook up a signal generator, or a DOSV or Mac personal computer to the projector in order to feed the signals specified in the Adjusting conditions.

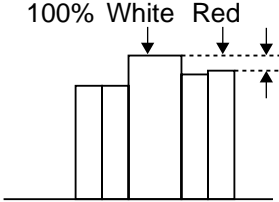
No.	Adjusting point	Adjusting conditions	Adjusting procedure
1	EEPROM initialization	1. Turn on the power (with the lamp on) and warm up the set for 15 minutes.	<ul style="list-style-type: none"> Make the following settings. Press S2601 to call the process mode. Execute the S2 and S4 commands on the SSS menu. With the S2 command, all but the PC boards will be initialized. Do not execute the S1 command because this will get the PC boards initialized. To readjust the PC boards, refer to "Adjusting the PC interface" on page 35.
2	RGB drive adjustment	1. Feed the 100% white signal. 2. Select the following group and subjects. Group : A/D Subject : R-D (R) G-D (G) B-D (B)	<ul style="list-style-type: none"> Using the set's control switch or the remote controller's button, adjust the settings so that there be some bit dropouts.
3	RGB1 system black level signal amplitude adjustment	1. Select the following group and subjects. Group : OUTPUT1 Subject : G1-BLK G1-GAIN For the R and B colours, choose the following respective subjects. R1-BLK and R1-GAIN for R B1-BLK and B1-GAIN for B 2. Make sure the process adjustment colour bars are being displayed. 3. Connect the oscilloscope to pin (3) (for G) of P1001. 4. Similarly connect the oscilloscope to the following for the R and B colours. Pin (1) of P1001 for R Pin (5) of P1001 for B	<ul style="list-style-type: none"> Select G1-GAIN. Using the set's control switch or the remote controller's button, adjust the setting so that the signal amplitude be 3.7 ± 0.05 Vp-p. Select G1-BLK. Using the set's control switch or the remote controller's button, adjust the setting so that the white to white level be 2.4 ± 0.05 Vp-p. Do the same for the R and B colours. <div data-bbox="1039 1249 1380 1470" data-label="Figure"> </div> <p>* The G1 settings affect all the R, G and B signals at the same time. When the G1-BLK setting has been changed, therefore, the R1-BLK and B1-BLK settings are accordingly modified. Also with a change in the G1-GAIN setting, the R1-GAIN and B1-GAIN settings are accordingly modified. In other words, adjust the G settings first and then the R as well as B settings.</p>

No.	Adjusting point	Adjusting conditions	Adjusting procedure
4	RGB2 system black level signal amplitude adjustment	<p>1. Select the following group and subjects. Group : OUTPUT2 Subject : R2-GAIN R2-BLK</p> <p>For the G and B colours, choose the following respective subjects. G2-GAIN and G2-BLK for G B2-GAIN and B2-BLK for B</p> <p>2. Connect the oscilloscope to pin (2) (for R) of P1001.</p> <p>3. Similarly connect the oscilloscope to the following for the G and B colours. Pin (4) of P1001 for G Pin (6) of P1001 for B</p>	<ul style="list-style-type: none"> ● Select R2-GAIN. Adjust the setting so that the signal component has the minimum amplitude.  <ul style="list-style-type: none"> ● Select R2-BLK. Adjust the setting so that the waveform becomes a straight horizontal line. 
5	Sample hold pulse phase checking	<p>1. Feed the SXGA-mode, 75-Hz black signal.</p> <p>2. Select the following group and subject. Group : OUTPUT3 Subject : SH-PHASE</p>	<ul style="list-style-type: none"> ● Using the set's control switch or the remote controller's button, make sure the characters OUTPUT3 are not blurry with no ghost image on the screen. If anything blurry or a ghost image appears onscreen, readjust the setting in the range of 7-9.
6	RGB countervoltage adjustment	<p>1. Feed the SXGA-mode, 60-Hz, countervoltage adjustment signal.</p> <p>2. Select the following group and subjects. Group : OUTPUT3 Subject : RC (R) GC (G) BC (B)</p>	<ul style="list-style-type: none"> ● Using the set's control switch or the remote controller's button, adjust the setting so that the flickering be minimum. ● If there is a difference between the center and both sides on the screen, adjust the setting to get both sides equal to each other.
7	RGB tone reproduction adjustment	<p>1. Feed the Infocom Grayscale & Colour Pattern signal.</p> <p>2. Select the following group and subject. Group : OUTPUT1 Subject : G1-BLK</p>	<ul style="list-style-type: none"> ● Make sure the grayscale, shown below, is visible up to the tone 251 (white) as well as down to the tone 8 (black). ● If the white tone is out of spec, finely adjust the G1-BLK setting. 

No.	Adjusting point	Adjusting conditions	Adjusting procedure
8	RGB white balance adjustment	1. Feed the 32-step grayscale signal. (SXGA, 60 Hz) 2. Select the following group and subjects. Group : OUTPUT1 Subject : R1-BLK (R) B1-BLK (B)	<ul style="list-style-type: none"> Adjust the R1-BLK and B1-BLK settings to get the tone balance to optimum.
9	Video horizontal center adjustment DLY checking	1. Feed the NTSC monoscope pattern signal. 2. Group : VIDEO 2 Subject : N358-DLY (2) N443-DLY (0) PAL-DLY (0) SECAM-DLY (0) Make sure the settings are as above. 3. Then select the following group and subject. Group : VIDEO1 Subject : NTSC-H	<ul style="list-style-type: none"> Using the set's control switch or the remote controller's button, adjust the setting so that the overscan be the same at right and left.
10	Video picture adjustment	1. Feed the split colour bar signal. 2. Select the following group and subject. Group : VIDEO1 Subject : PICTURE 3. Connect the oscilloscope between pin (1) of P801 and GND.	<ul style="list-style-type: none"> Using the set's control switch or the remote controller's button, adjust the setting so that the amplitude between the black and 100% white levels be 2.3 ± 0.02 Vp-p. 
11	Video offset adjustment	1. Feed the colour bar signal with base band. (ON-AIR not allowed because of its too much noise.) 2. Select the following group and subjects. Group : VIDEO2 Subject : VROS (R) VGOS (G) VBOS (B) Make sure there are some bit dropouts on the screen. If not, press the set's control switch or the remote controller's mute button. (Gamma correction is now set for the adjustment process.)	<ul style="list-style-type: none"> Using the set's control switch or the remote controller's button, adjust the settings so that the black signal has some bit dropouts.

No.	Adjusting point	Adjusting conditions	Adjusting procedure
12	Video AGC adjustment	1. Feed the split colour bar signal. 2. Select the following group and subject. Group : VIDEO1 Subject : AGC Make sure there are some bit dropouts on the screen.	<ul style="list-style-type: none"> Using the set's control switch or the remote controller's button, adjust the setting so that the 100% white signal has some bit-less.
13	Video tint adjustment	1. Feed the split colour bar signal. Select the following group and subject. Group : VIDEO1 Subject : TINT 2. Connect the oscilloscope to pin (4) of P801.	<ul style="list-style-type: none"> Using the set's control switch or the remote controller's button, adjust the setting so that the – (B–Y) waveform runs straight downhill. 
14	NTSC colour saturation adjustment	1. Feed the split colour bar signal. 2. Select the following group and subject. Group : VIDEO1 Subject : N-COLOUR 3. Connect the oscilloscope to pin (1) of P801.	<ul style="list-style-type: none"> Using the set's control switch or the remote controller's button, adjust the setting so that the amplitude between the 100% white and red levels be 0.20 ± 0.02 Vp-p. 
15	PAL colour saturation adjustment	1. Feed the PAL colour bar signal. 2. Select the following group and subject. Group : VIDEO1 Subject : P-COLOUR 3. Connect the oscilloscope to pin (1) of P801.	<ul style="list-style-type: none"> Using the set's control switch or the remote controller's button, adjust the setting so that the amplitude between the 100% white and red levels be 0.36 ± 0.02 Vp-p. 
16	SECAM colour saturation adjustment	1. Feed the SECAM colour bar signal. 2. Select the following group and subject. Group : VIDEO1 Subject : S-COLOUR 3. Connect the oscilloscope to pin (1) of P801.	<ul style="list-style-type: none"> Using the set's control switch or the remote controller's button, adjust the setting so that the amplitude between the 100% white and red levels be 0.50 ± 0.02 Vp-p. 

No.	Adjusting point	Adjusting conditions	Adjusting procedure
17	Video input panel signal amplitude adjustment	<ol style="list-style-type: none"> 1. Feed the NTSC 10-step signal. 2. Select the following group and subjects. Group : VIDEO2 Subject : R1-GAIN B1-GAIN 3. Connect the oscilloscope to pin (1) (for R) of P1001 and pin (3) (for G) of P1001. 4. Similarly connect the oscilloscope to the following for the B colour. Pin (5) of P1001 for B Pin (3) of P1001 for G 	<ul style="list-style-type: none"> • Select R1-GAIN. Adjust the setting so that the R signal amplitude and the G signal amplitude be the same. • Do the same for the B colour.
18	Video white balance adjustment	<ol style="list-style-type: none"> 1. Feed the NTSC monoscope pattern signal. 2. Select the following group and subjects. Group : VIDEO2 Subject : R1-BLK B1-BLK 	<ul style="list-style-type: none"> • Using the set's control switch or the remote controller's button, adjust the setting so that the white balance be the same as on the monitor screen.
19	DVD contrast adjustment	<ol style="list-style-type: none"> 1. Feed the 100% colour bar signal of the 480I component signal to the G (Y) input terminal on the BNC socket. 2. Select the following group and subject. Group : DVD Subject : CONTRAST 	<ul style="list-style-type: none"> • Using the set's control switch or the remote controller's button, adjust the setting so that the 100% white signal has some bit dropouts.
20	DVD tint adjustment	<ol style="list-style-type: none"> 1. Feed the 100% colour bar signal of the 480I component signal to the Y, Pb and Pr input terminals on the BNC socket. For the Y signal, feed the sync signal only. 2. Select the following group and subject. Group : DVD Subject : TINT 3. Connect the oscilloscope to pin (2) of P801. 	<ul style="list-style-type: none"> • Using the set's control switch or the remote controller's button, adjust the setting so that the (B-Y) waveform runs straight uphill. 

No.	Adjusting point	Adjusting conditions	Adjusting procedure
21	DVD colour saturation adjustment	<ol style="list-style-type: none"> 1. Feed the 100% colour bar signal of the 480I component signal to the Y, Pb and Pr input terminals on the BNC socket. 2. Select the following group and subject. Group : DVD Subject : COLOUR 3. Connect the oscilloscope to pin (1) of P801. 	<ul style="list-style-type: none"> • Using the set's control switch or the remote controller's button, adjust the setting so that the amplitude between the 100% white and red levels be 0.10 ± 0.02 Vp-p. 
22	DVD input panel signal amplitude adjustment	<ol style="list-style-type: none"> 1. Feed the 10-step signal to the G (Y) input terminal on the BNC socket. 2. Select the following group and subjects. Group : DVD Subject : R1-GAIN B1-GAIN 3. Connect the oscilloscope to pin (1) (for R) of P1001 and pin (3) (for G) of P1001. 4. Similarly connect the oscilloscope to the following for the B colour. Pin (5) of P1001 for B Pin (3) of P1001 for G 	<ul style="list-style-type: none"> • Select R1-GAIN. Adjust the setting so that the R signal amplitude and the G signal amplitude be the same. • Do the same for the B colour.
23	DVD white balance checking	<ol style="list-style-type: none"> 1. Feed the NTSC monoscope pattern signal to the G (Y) input terminal on the BNC socket. 2. Select the following group and subjects. Group : DVD Subject : R1-BLK B1-BLK 	<ul style="list-style-type: none"> • Make sure the white balance is the same as on the monitor screen. • If not, adjust the setting so that the white balance be the same as on the monitor screen, using the set's control switch or the remote controller's button.
24	Saw-tooth wave correction (G), (R)	<p>Make sure the lamp optical axis has been already adjusted.</p> <ol style="list-style-type: none"> 1. Feed the SXGA, 60-Hz gray-only signal. 2. Check for uneven colour spot on the screen. 3. Select the following group and subject. Group : NOKO Subject : NOKO-G Choose the subject NOKO-R for the R colour. 	<ul style="list-style-type: none"> • When the green colour is found not uneven, turn off the saw-tooth wave correction with S4201. • Select NOKO-G and adjust the setting to minimize the colour unevenness at right and left on the screen. <p>For the R colour, use S4202 to turn on or off the wave correction.</p>

No.	Adjusting point	Adjusting conditions	Adjusting procedure
25	White balance checking and readjustment	1. For the adjusting conditions, refer back to Item Nos. 8, 19 and 24 for the RGB, Video and DVD inputs, respectively. DTV input 1) Feed the 720P SMPTE (colour difference) signal. If out of spec, take the readjustment step below. 2) Select the following group and subjects. Group : DTV Subject : CR-OFFSET CB-OFFSET	<ul style="list-style-type: none"> ● Make sure the white balance is the same as on the monitor screen. To obtain the specified white balance, readjust the RGB, Video and DVD inputs in this order.
26	Set-up	1. Select the following. Group : VIDEO 1 Subject : SET UP B SET UP C	<ul style="list-style-type: none"> ● Make sure the SET UP B and SET UP C settings are 6 and 1, respectively.
27	Colour-related performance checking	1. Feed the colour bar signal.	<ul style="list-style-type: none"> ● Select the process mode L1. Check the Colour and Tint settings.
28	Video-related performance checking	1. Feed the monoscope pattern signal.	<ul style="list-style-type: none"> ● Select the process mode L2. Check the Picture, Brightness and Sharpness settings.
29	Audio-related performance checking	1. Feed the stereo audio signal.	<ul style="list-style-type: none"> ● Select the process mode L3. Check the Bass, Treble and Balance settings.
30	RGB-related performance checking	1. Feed the RGB signal.	<ul style="list-style-type: none"> ● Select the process mode L4. Check the Picture, Brightness, Red, Blue, Clock, Phase, H-Pos and V-Pos settings.
31	Off-timer performance checking		<ul style="list-style-type: none"> ● Select the process mode OFF. Make sure that the off-timer starts with "5" (minutes) onscreen and counts down minute by minute each second, and that the set turns itself off with "0" (minutes) onscreen.
32	Thermistor performance checking		<ul style="list-style-type: none"> ● Get the thermistor status list displayed onscreen.
33	Auto sync performance checking	1. Feed the phase check pattern signal.	<ul style="list-style-type: none"> ● In the VGA, SVGA, XGA, SXGA and UXGA modes, make sure the Clock, Phase, H-Pos and V-Pos settings can be automatically adjusted.

No.	Adjusting point	Adjusting conditions	Adjusting procedure				
34	Lens performance checking		<ul style="list-style-type: none"> Using the set's control switch or the remote controller, make sure the focus, zoom, keystone and lens shift actions are as specified. 				
35	Delivery settings	<p>1. When the S4 delivery settings have been made, the SET-UP signal is acceptable.</p> <p>If the process mode is called up again, however, the SET-UP signal is not automatically accepted. In such case, select Group: VIDEO1 and Subject: SET UP, change the SET UP setting from 0 to 1, and exit from the process mode. Or make the S4 delivery settings again.</p>	<ul style="list-style-type: none"> Make the following settings. <table border="1" style="margin-left: 20px;"> <tr> <td>Process adjustment</td> <td>Remote controller setting</td> </tr> <tr> <td>S3</td> <td>"Delivery setting 3"</td> </tr> </table>	Process adjustment	Remote controller setting	S3	"Delivery setting 3"
Process adjustment	Remote controller setting						
S3	"Delivery setting 3"						

The methods of colour correction adjustment, after LCD panel is replaced.
When not use colour correction system.

No.	Adjusting point	Adjusting conditions	Adjusting procedure
1	Colour correction Rest	<p>1. Make the following choice.</p> <p>Group : NOKO Subject : CC</p>	<ul style="list-style-type: none"> Make the following setting. <p>Subject : CC Setting : 0 (colour correction OFF)</p>
2	Saw-tooth wave Correction (G), (R)	<p>1. Feed the gray only RGB colour signal. (XGA 60Hz)</p> <p>2. Check for uneven colour spot on the screen.</p> <p>3. Make the following choice.</p> <p>Group : NOKO Subject : NOKO-G Choose the subject NOKO-R for the R Colour.</p>	<ul style="list-style-type: none"> If the colour is irregular, adjust the setting NOKO-G or NOKO-R to minimize the right-hand and left-hand colour irregularity. If there is no colour irregularity, turn off the saw-tooth correction using SW4201 (green) and SW4202 (red).

ADJUSTING THE PC INTERFACE (CPCi-0042CE02. PC I/F Unit)

1. Initializing the EEPROM

- 1) Press S2601 to call the process mode.
- 2) Execute the S1 command on the SSS menu. (The S1 command is used to get the PC boards initialized. Do not carry out the S2 command because otherwise all the other adjustment data than on the PC boards would be initialized.)
- 3) Make sure the program version VER.XXX on the SPECIAL menu is the latest one.

2. Adjusting the levels

2-1. Preparing the oscilloscope

- 1) Set the oscilloscope range to 1 Vdc/div. and 5 μ s/div.

2-2. Connecting the PC interface

- 1) Connect the PC interface to the set and make sure the P404, P405 and P502 connectors are all tight in position.
- 2) Connect a cable between the ANALOG OUTPUT terminal (signal generator) and the DSUB connector (projector's INPUT1).
- 3) Set the projector's INPUT SELECT to the INPUT1 position.
- 4) Set the signal generator to the SXGA mode (1280 x 1024, 60 Hz, 32 tones). Adjust the output amplitude between the black and white levels to 700 mVp-p (terminated with a 75-ohm impedance).
- 5) Turn on the power.

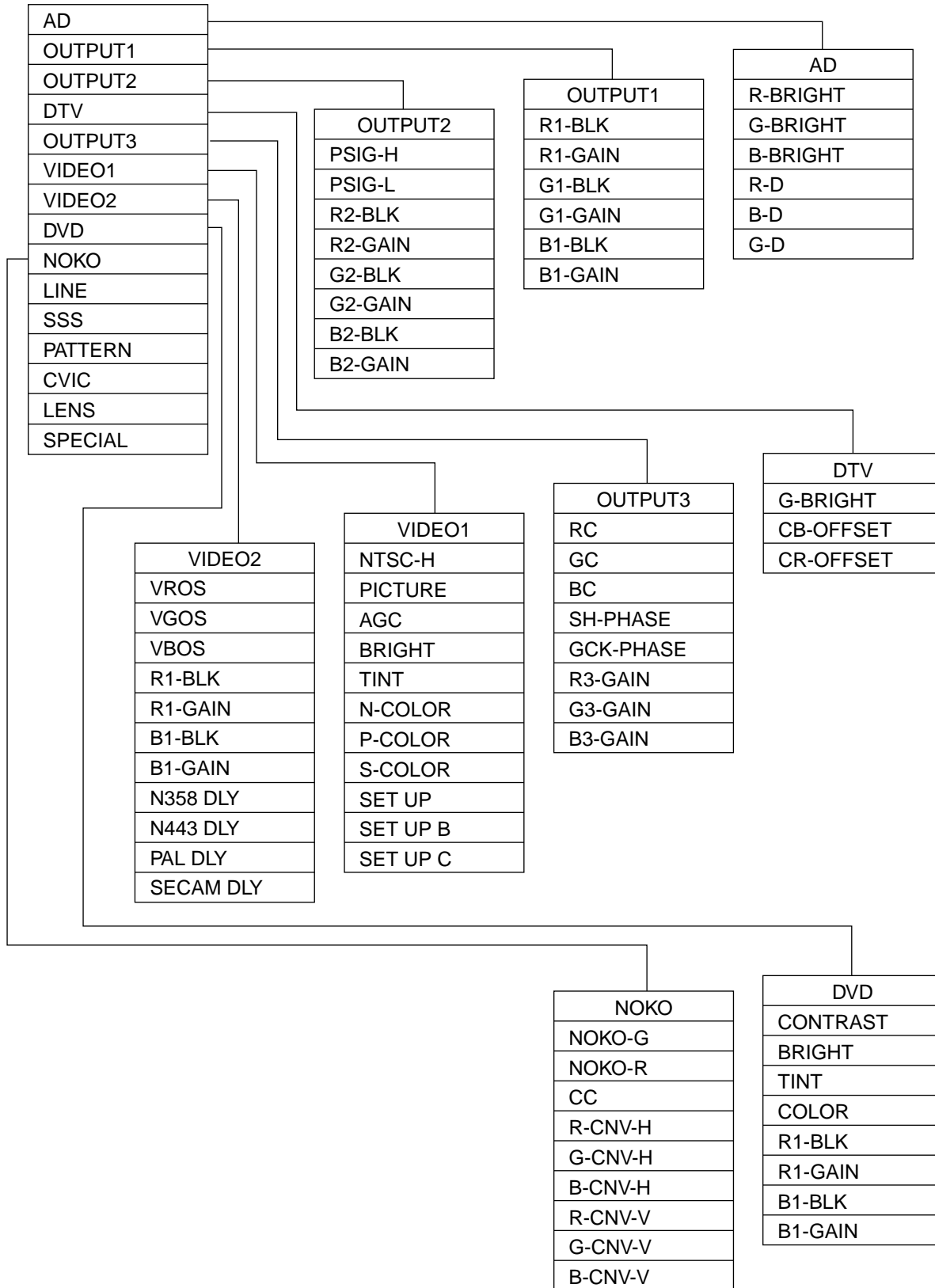
2-3. Adjusting and checking the levels

- 1) Press S2601 and call the process mode.
- 2) Adjust the SH-PHASE setting on the OUPUT3 menu to 8. (Make sure the onscreen display characters appear crisp and clear.)
(Adjusting the A/D menu settings)
- 3) G-BRIGHT adjustment: Feed the black signal and adjust the G-BRIGHT setting on the A/D menu until there are bit dropouts.
- 4) R-BRIGHT adjustment: Feed the black signal and adjust the R-BRIGHT setting on the A/D menu until there are bit dropouts.
- 5) B-BRIGHT adjustment: Feed the black signal and adjust the B-BRIGHT setting on the A/D menu until there are bit dropouts.
- 6) G-D adjustment: Feed the white signal and adjust the G-D setting on the A/D menu until there are bit dropouts.
- 7) R-D adjustment: Feed the white signal and adjust the R-D setting on the A/D menu until there are bit dropouts.
- 8) B-D adjustment: Feed the white signal and adjust the B-D setting on the A/D menu until there are bit dropouts.

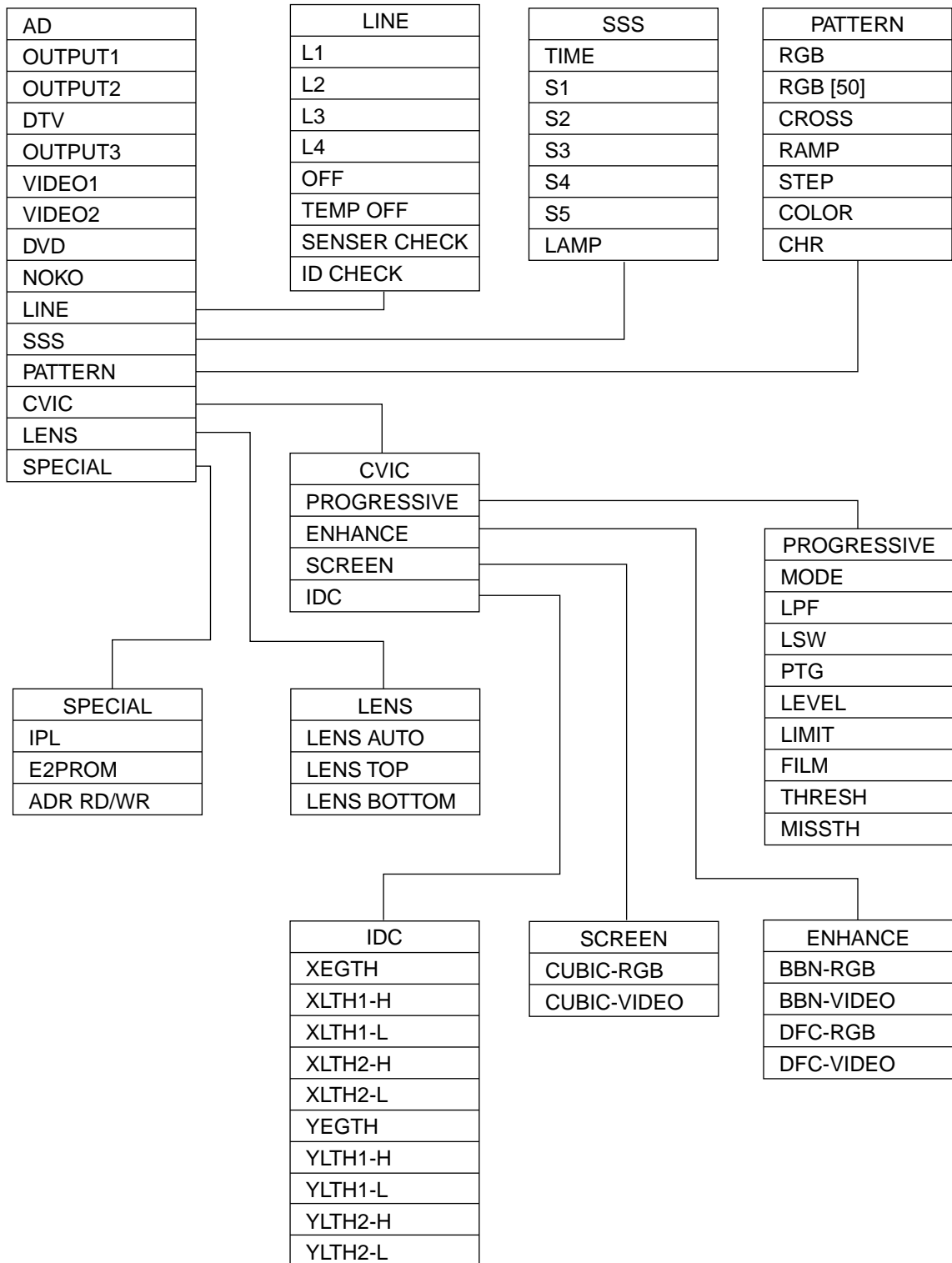
2-4. Adjusting the DTV settings

- 1) Feed the 480P Y signal to the INPUT1 terminal. Keep out the R (Pr) and B (Pb) signals.
- 2) G-BRIGHT adjustment: Feed the black signal and adjust the G-BRIGHT setting on the DTV menu until there are bit dropouts.
- 3) CR-OFFSET adjustment: Adjust the CR-OFFSET setting to 16.
- 4) CB-OFFSET adjustment: Adjust the CB-OFFSET setting to 16.
- 5) Press S2601 to exit from the process mode.

Process menu1



Process menu2



Precautions in servicing

- (1) If the convergence gets out of spec during servicing, call up the process mode and select the following subjects.

Group : NOKO
Subject : R-CNV-H, R-CNV-V
 G-CNV-H, G-CNV-V
 B-CNV-H, B-CNV-V

(H: Horizontal adjustment, V: Vertical adjustment)

Adjust the above settings in the range of 0-4. When changing each setting from the initial setting of 2, however, the 1280 x 1024 dot display area will have a fewer number of lines.

Example 1 : When the R-CNV-H setting is changed from 2 (initial) to 4, the number of lines will be from 1280 to 1278.

Example 2 : When the R-CNV-H, G-CNV-H and B-CNV-H settings are changed to 3, 3 and 4, respectively, the display will be 1278 x 1024 lines. But when the above settings are switched to 2, 2 and 3, respectively, the display will be 1279 x 1024 lines.

Preferably keep each setting as close to 2 as possible.

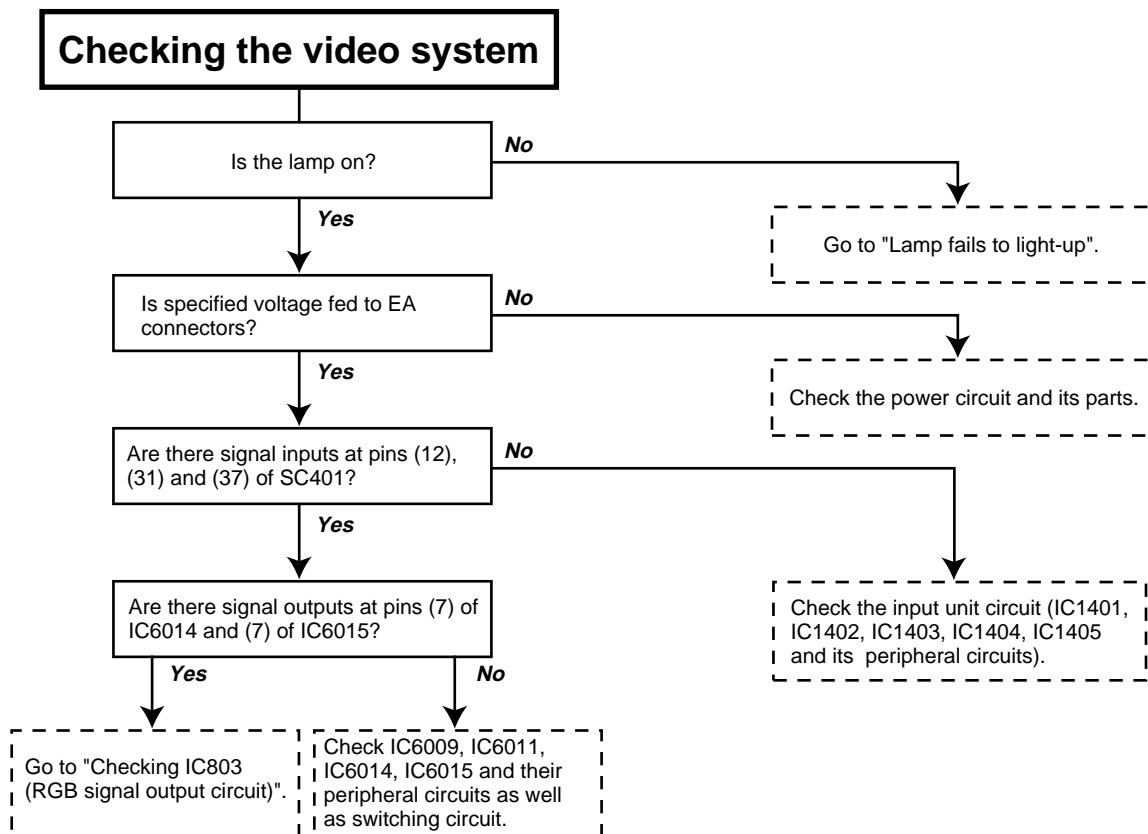
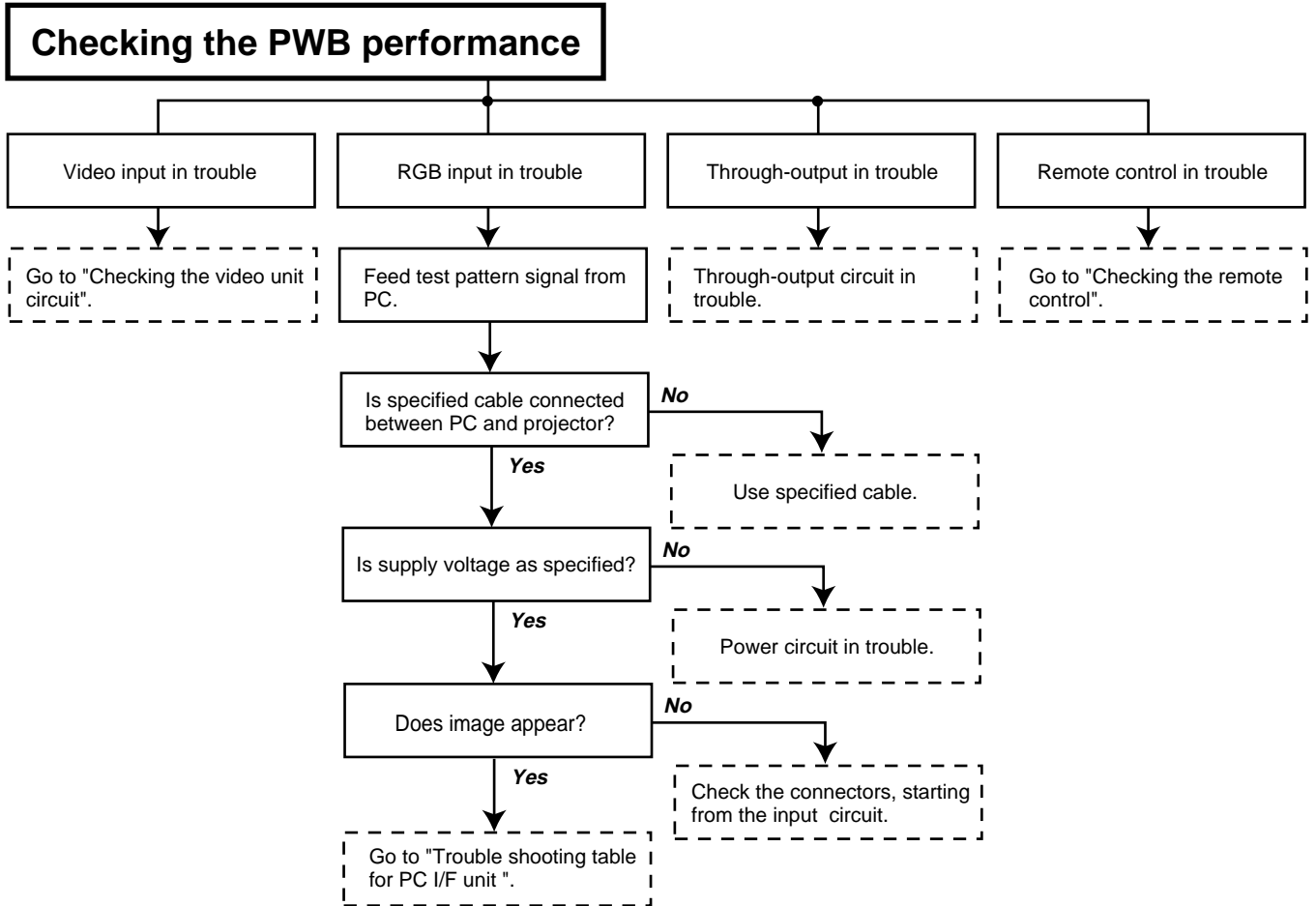
- (2) When calling up the process mode, make sure the following appears onscreen.

Group : VIDEO1
Subject : SET UP B 2
 SET UP C 1

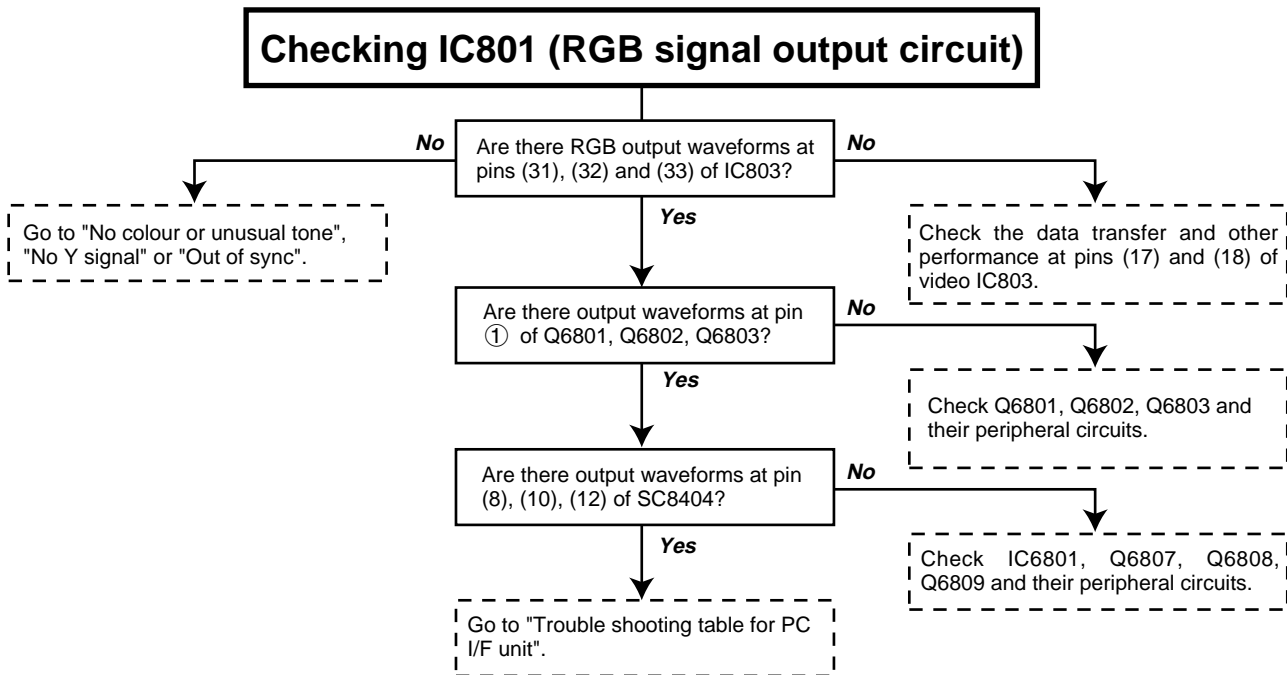
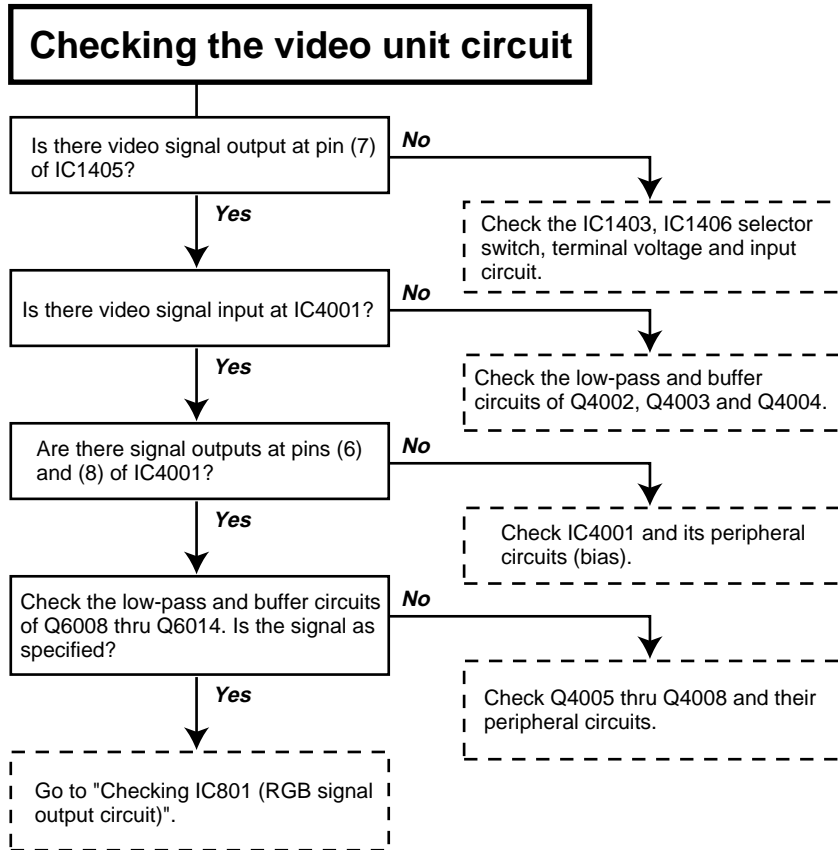
Be sure to exit from this mode with the following onscreen.

Subject : SET UP 1

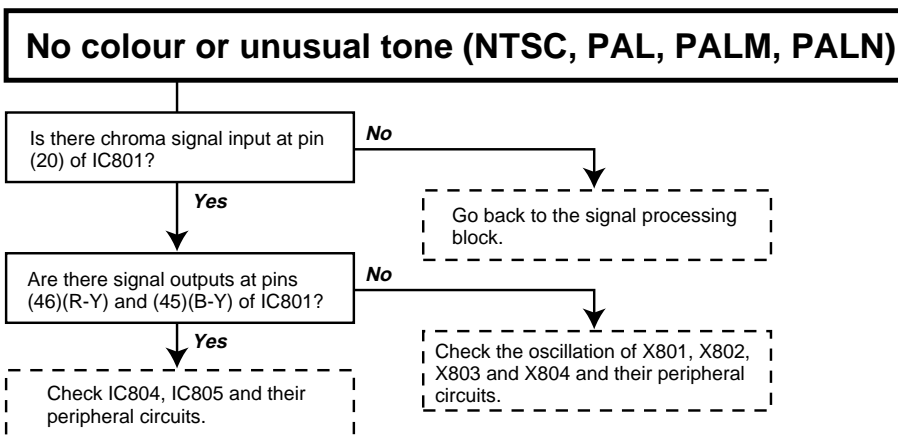
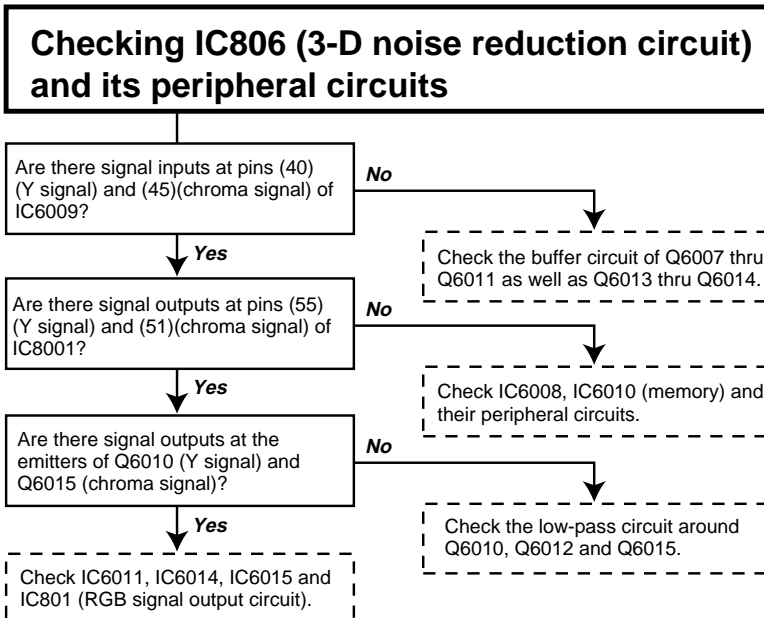
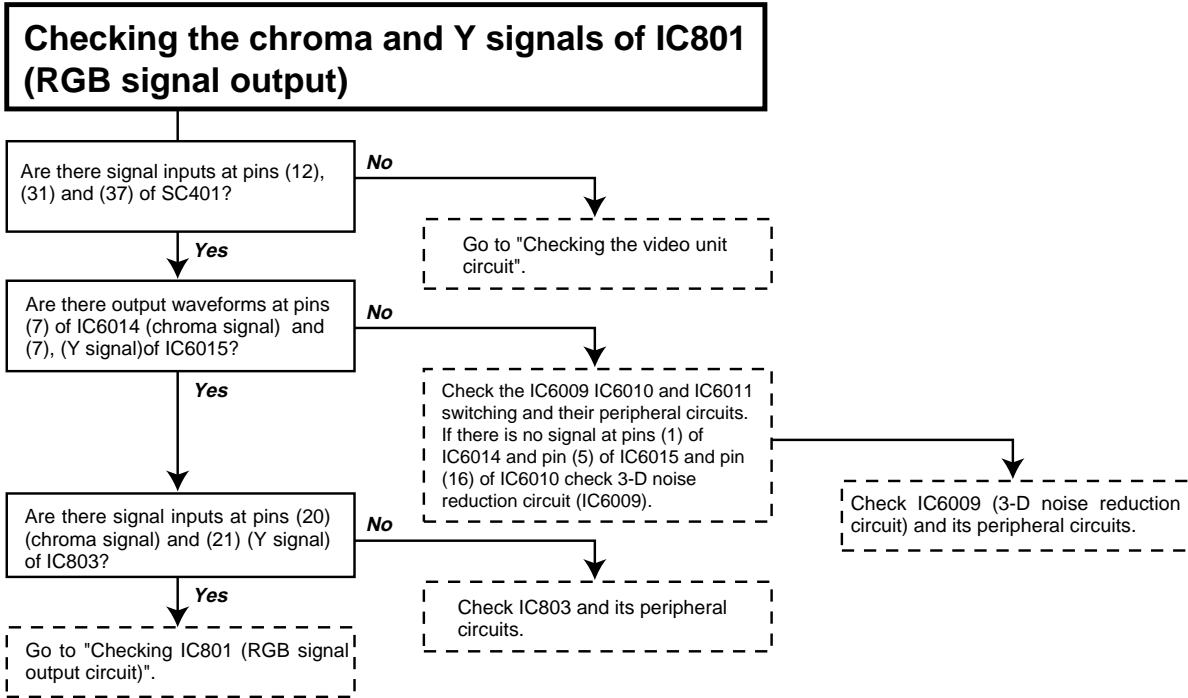
TROUBLE SHOOTING TABLE



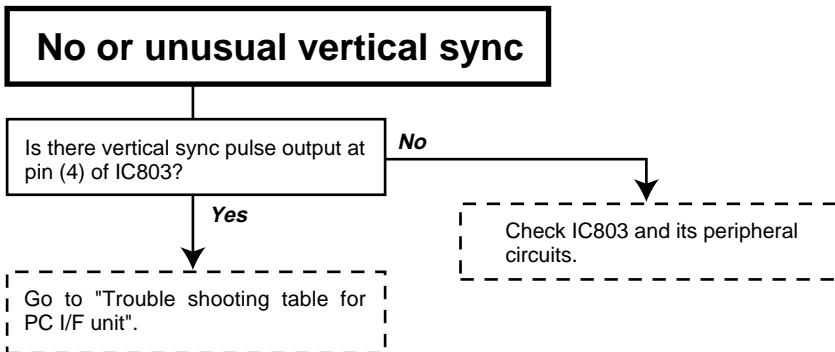
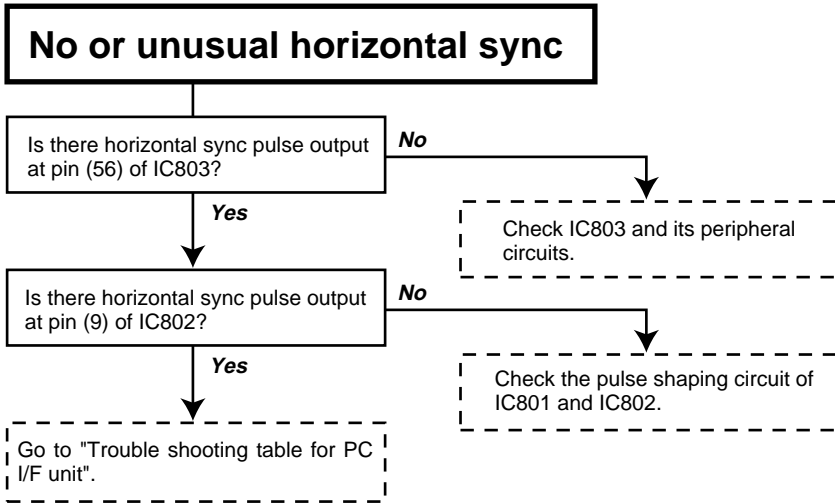
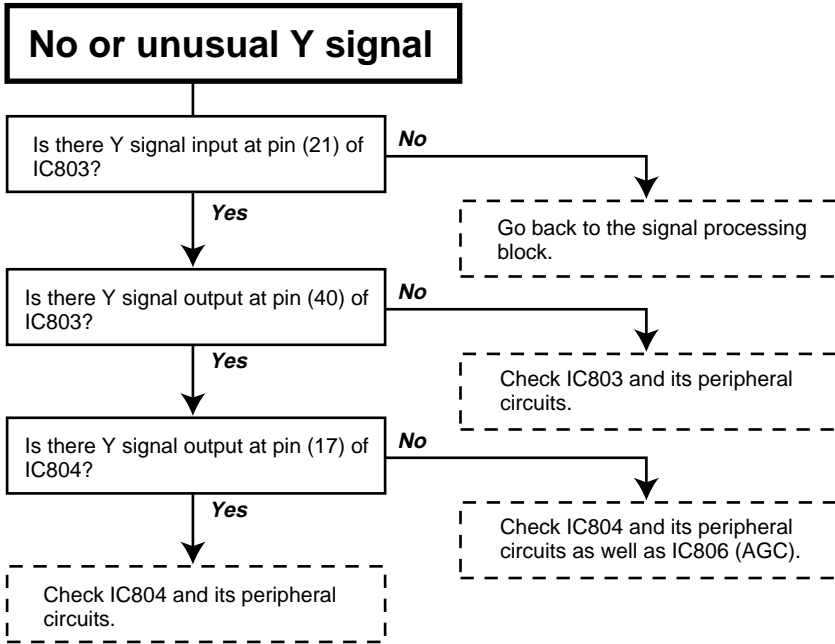
TROUBLE SHOOTING TABLE (Continued)



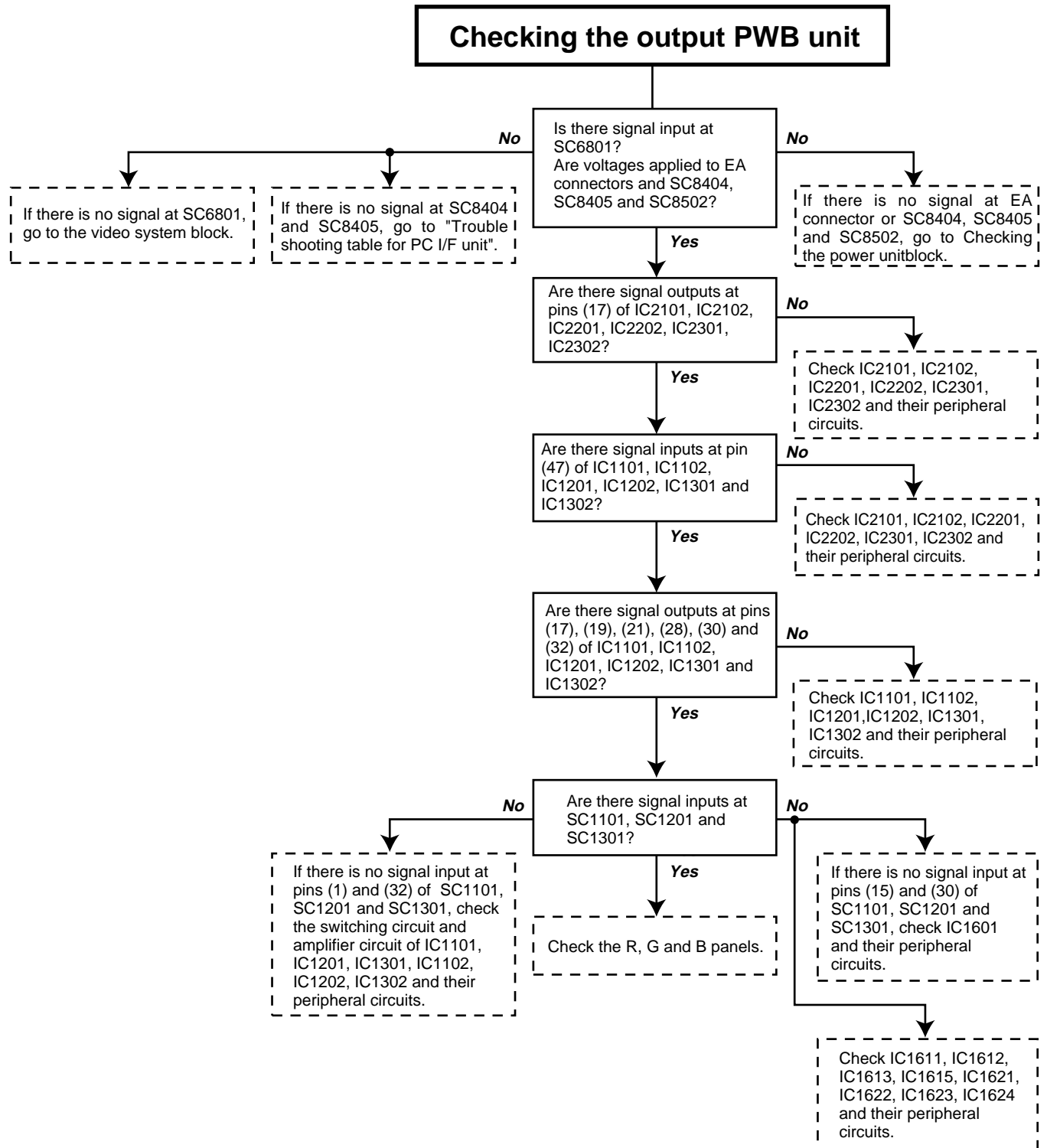
TROUBLE SHOOTING TABLE (Continued)



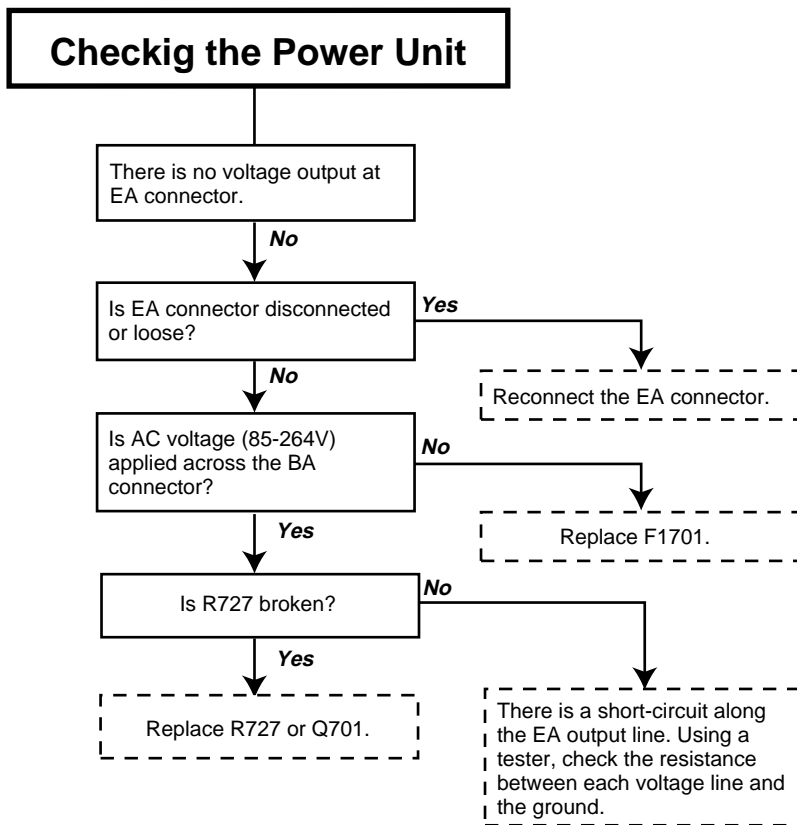
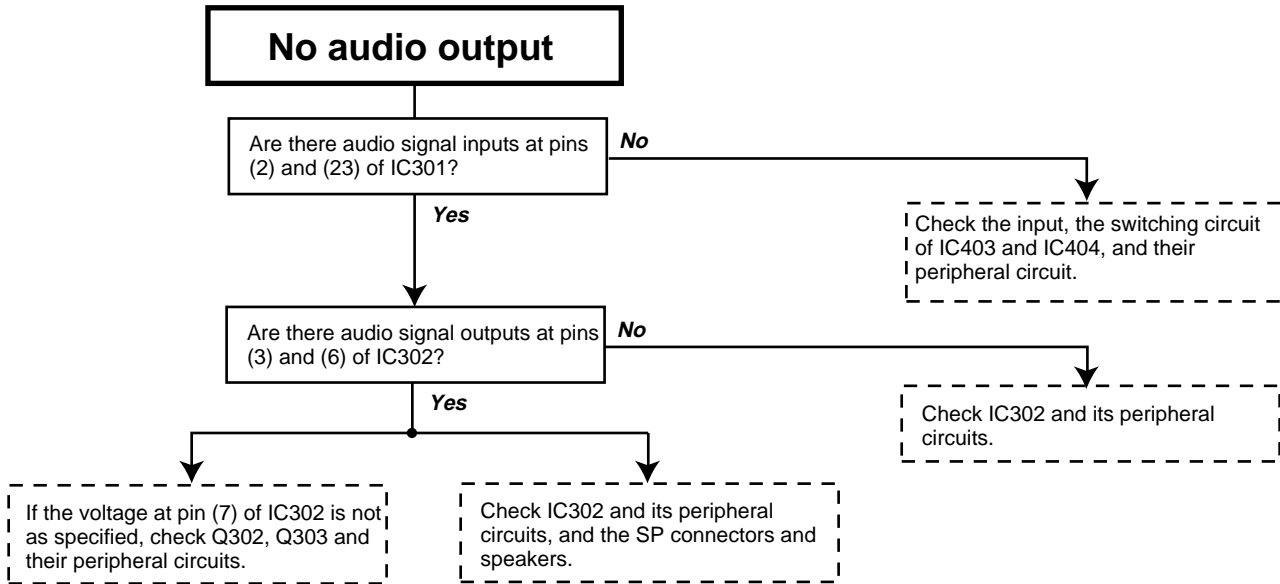
TROUBLE SHOOTING TABLE (Continued)



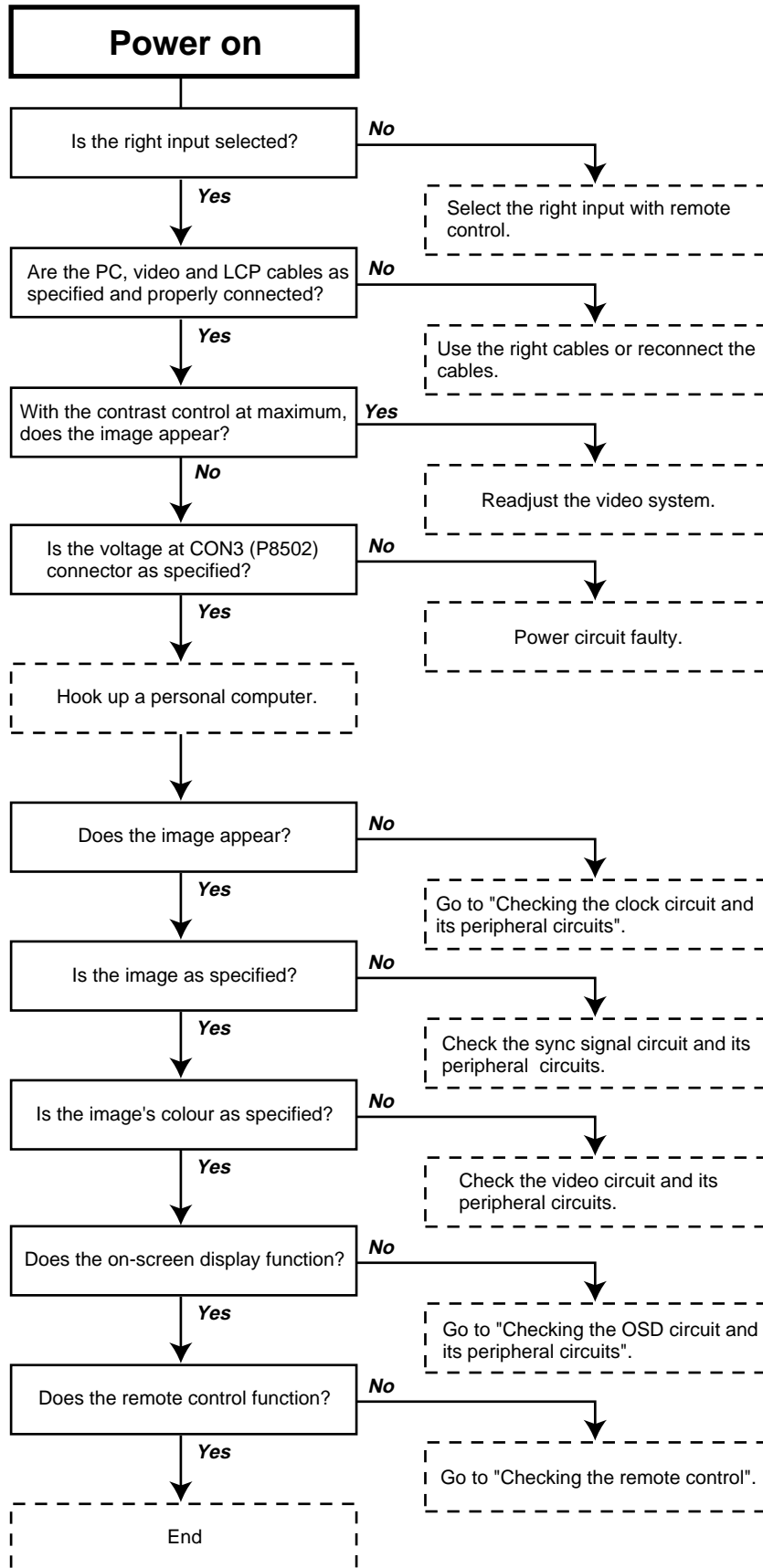
TROUBLE SHOOTING TABLE (Continued)



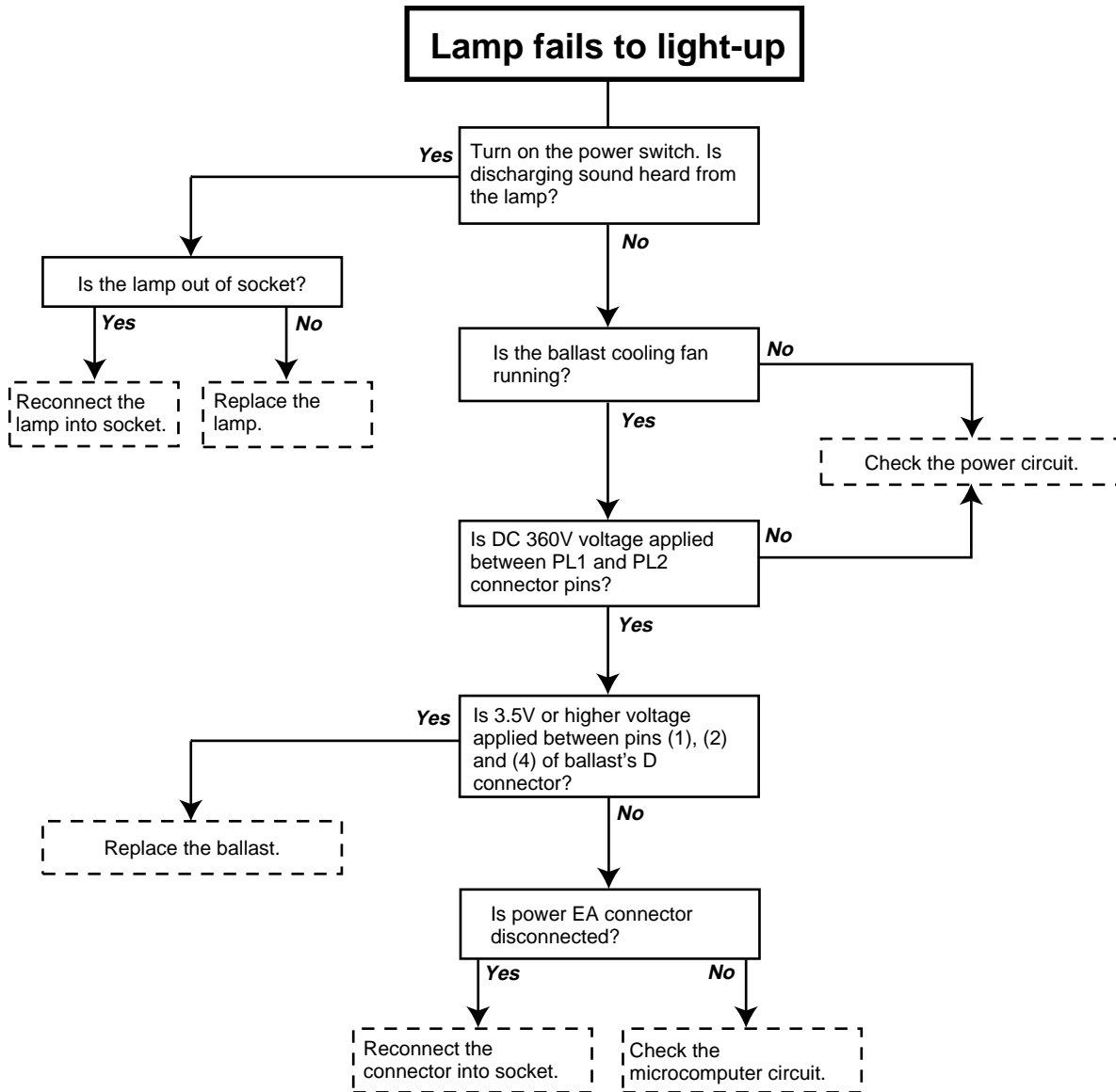
TROUBLE SHOOTING TABLE (Continued)



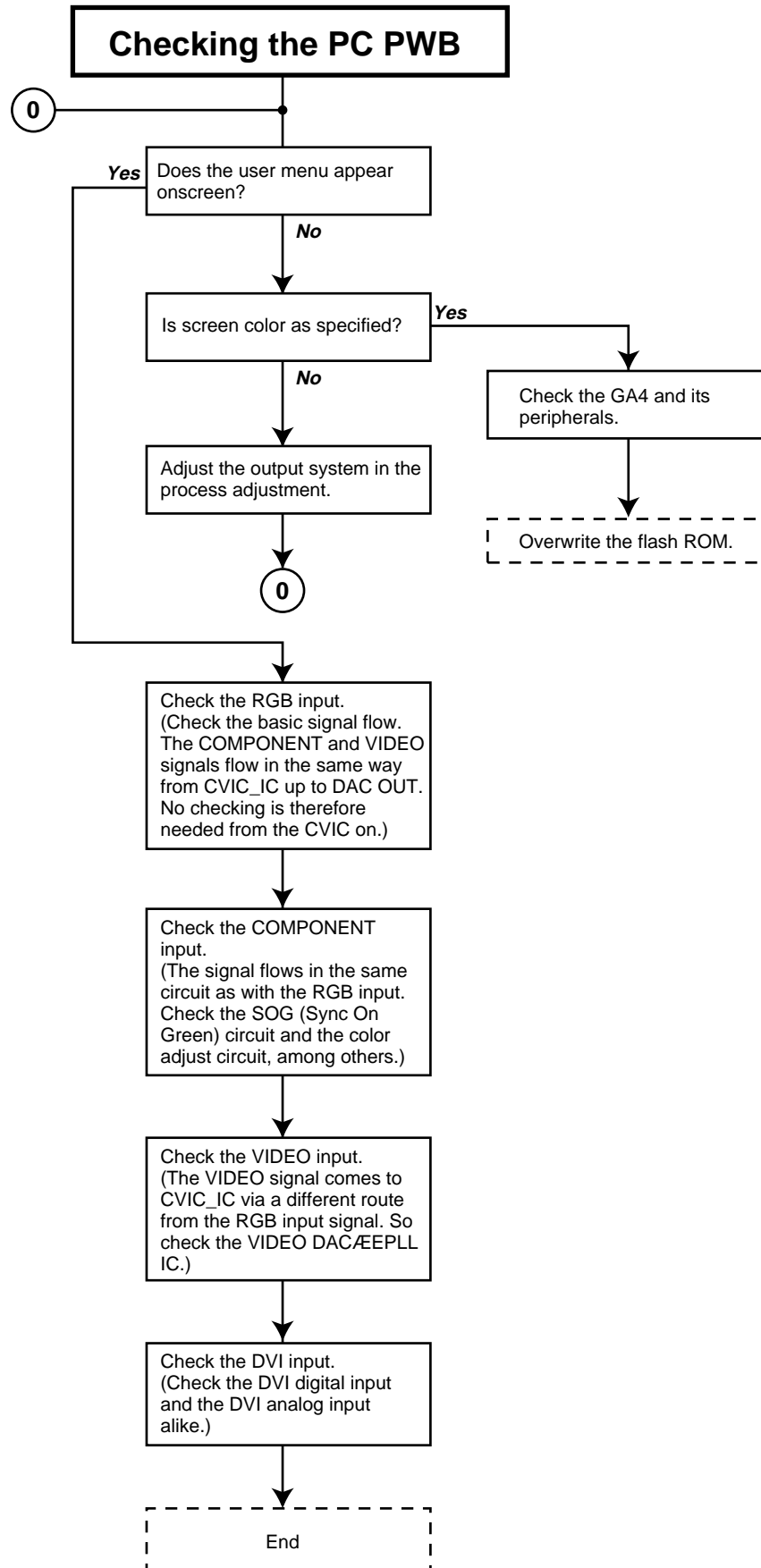
TROUBLE SHOOTING TABLE (Continued)



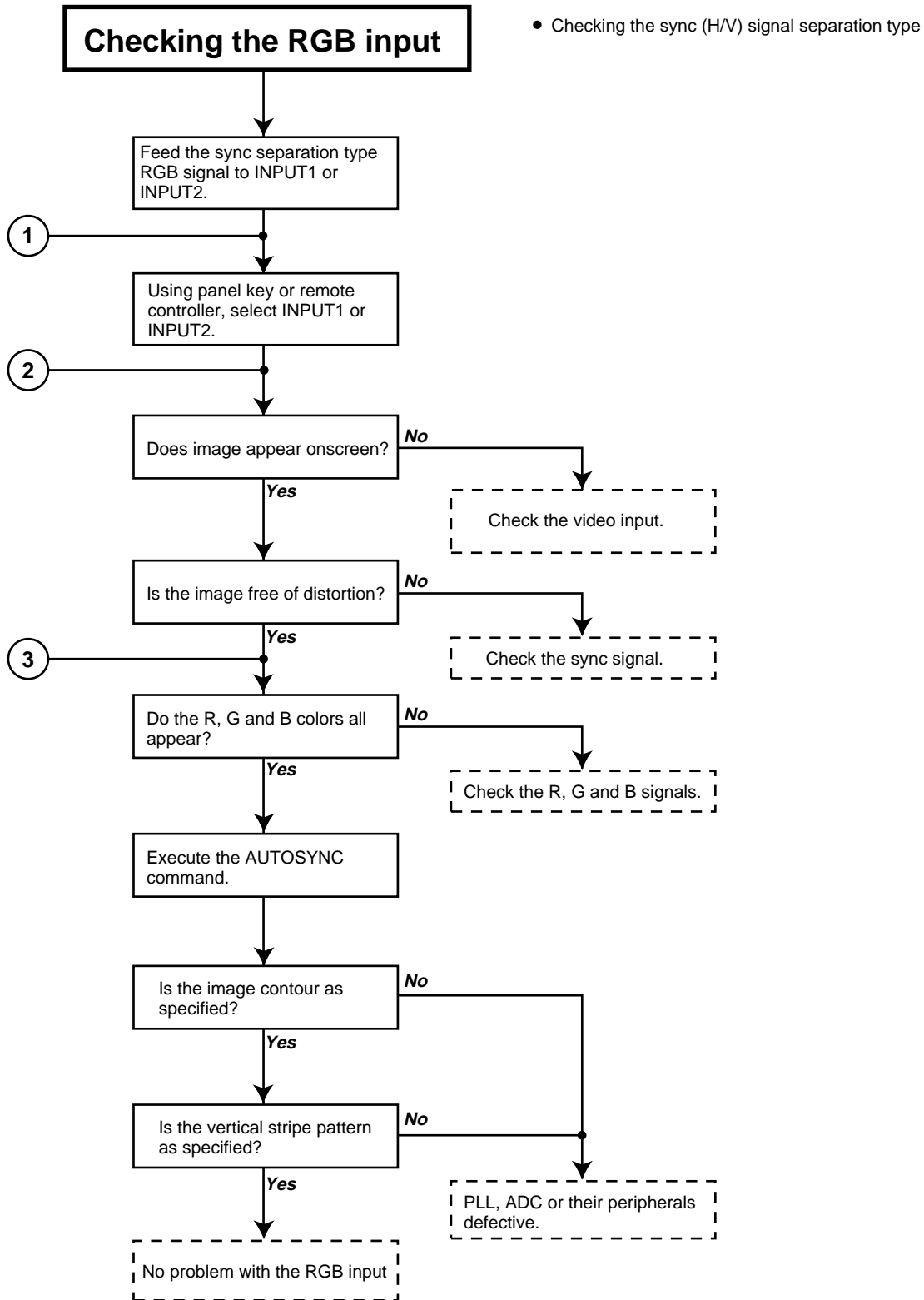
TROUBLE SHOOTING TABLE (Continued)



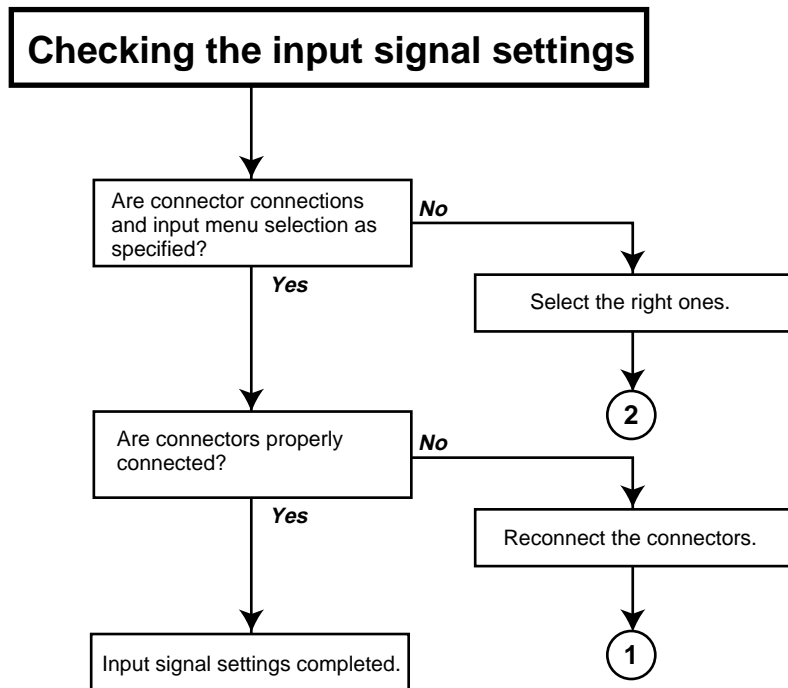
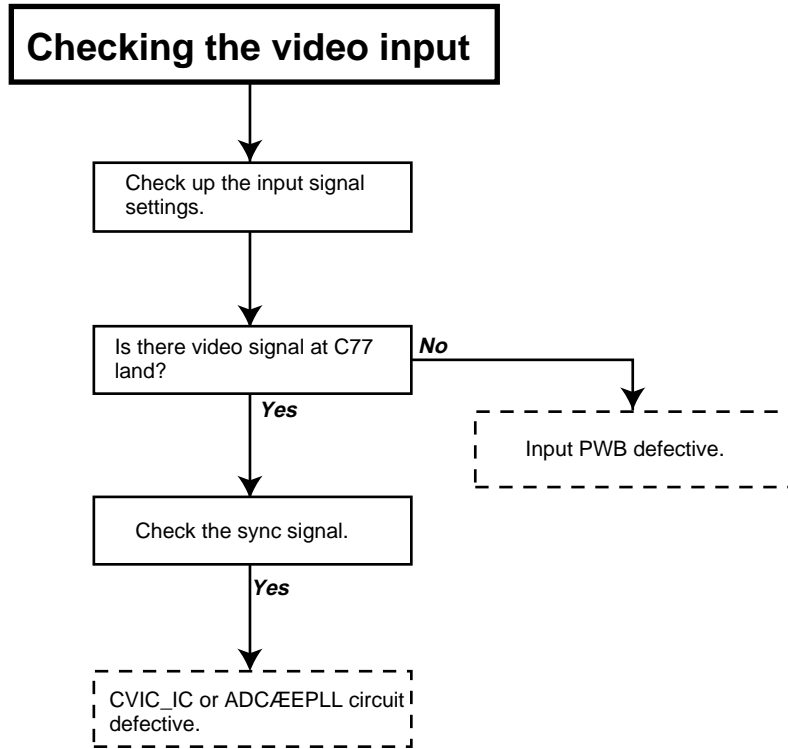
TROUBLE SHOOTING TABLE FOR PC I/F UNIT-1



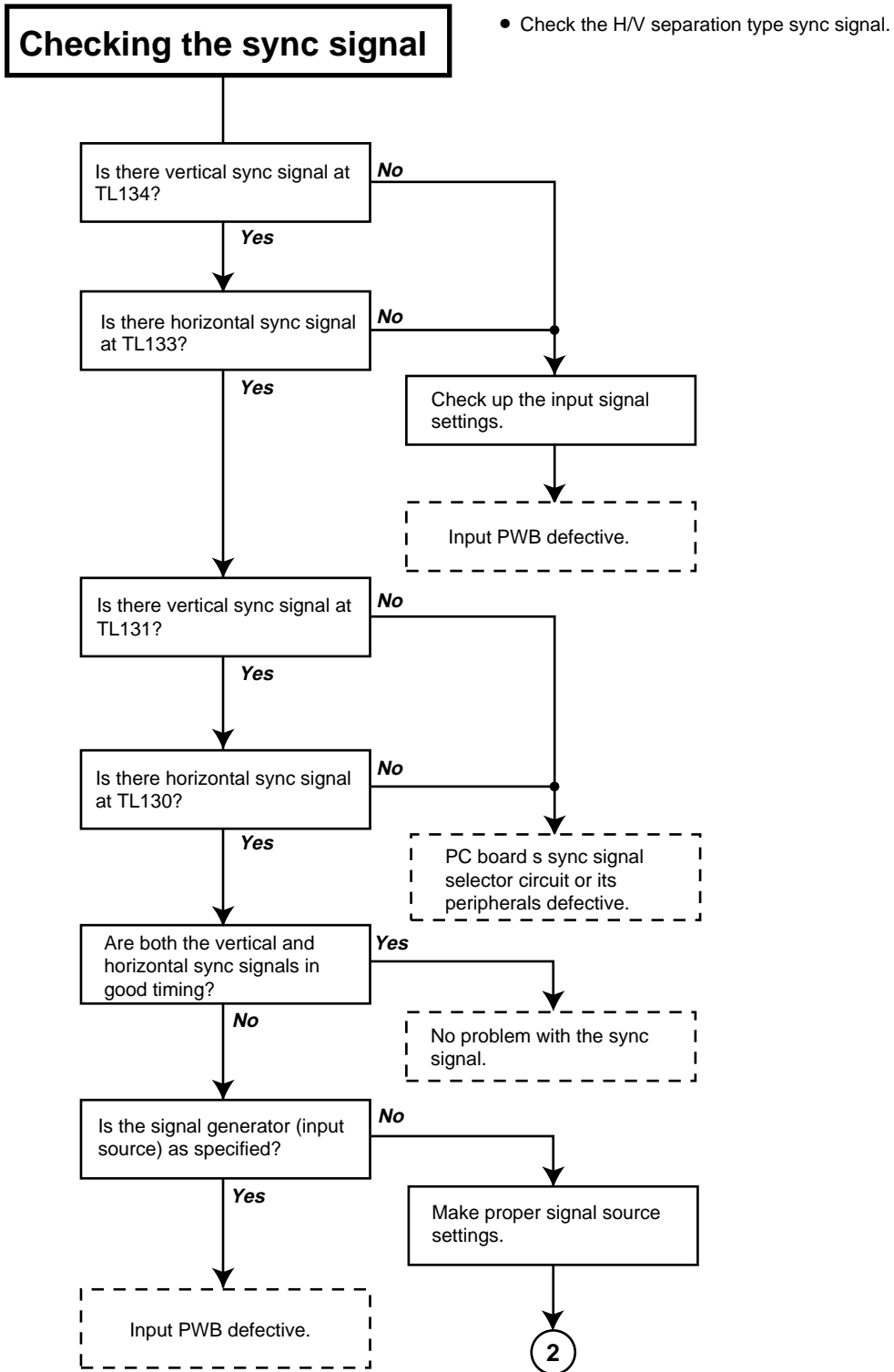
TROUBLE SHOOTING TABLE FOR PC I/F UNIT-2



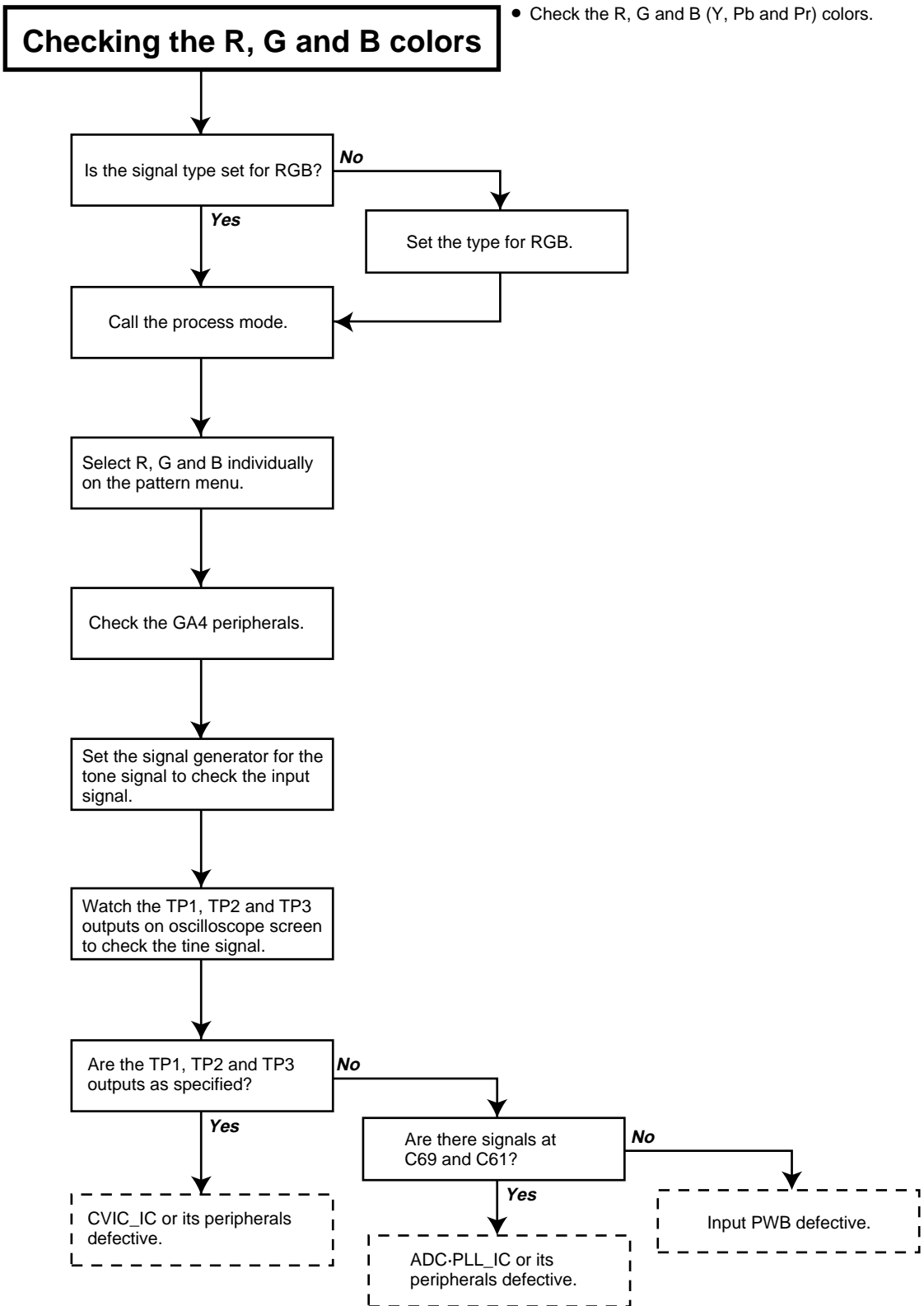
TROUBLE SHOOTING TABLE FOR PC I/F UNIT-3



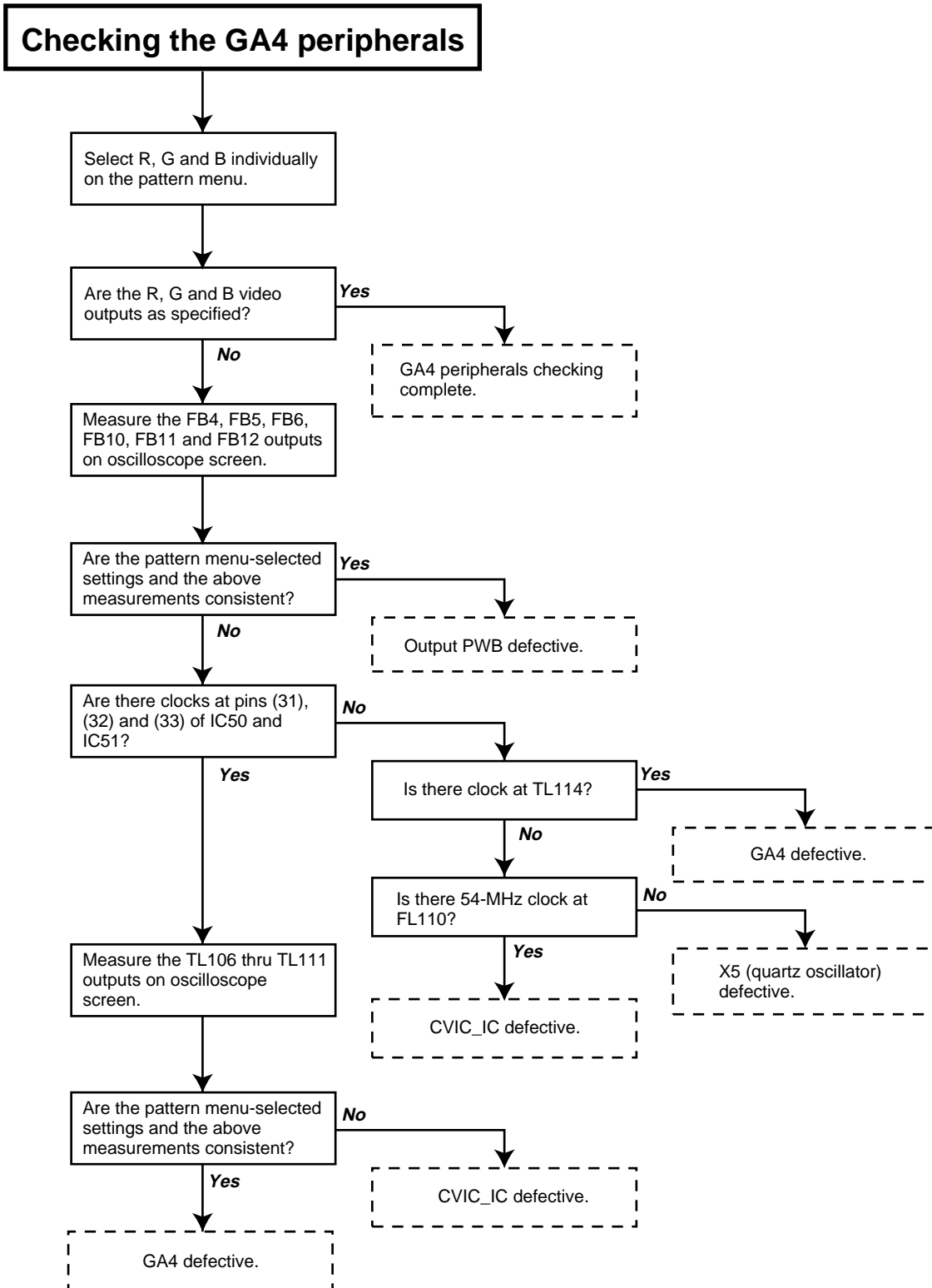
TROUBLE SHOOTING TABLE FOR PC I/F UNIT-4



TROUBLE SHOOTING TABLE FOR PC I/F UNIT-5



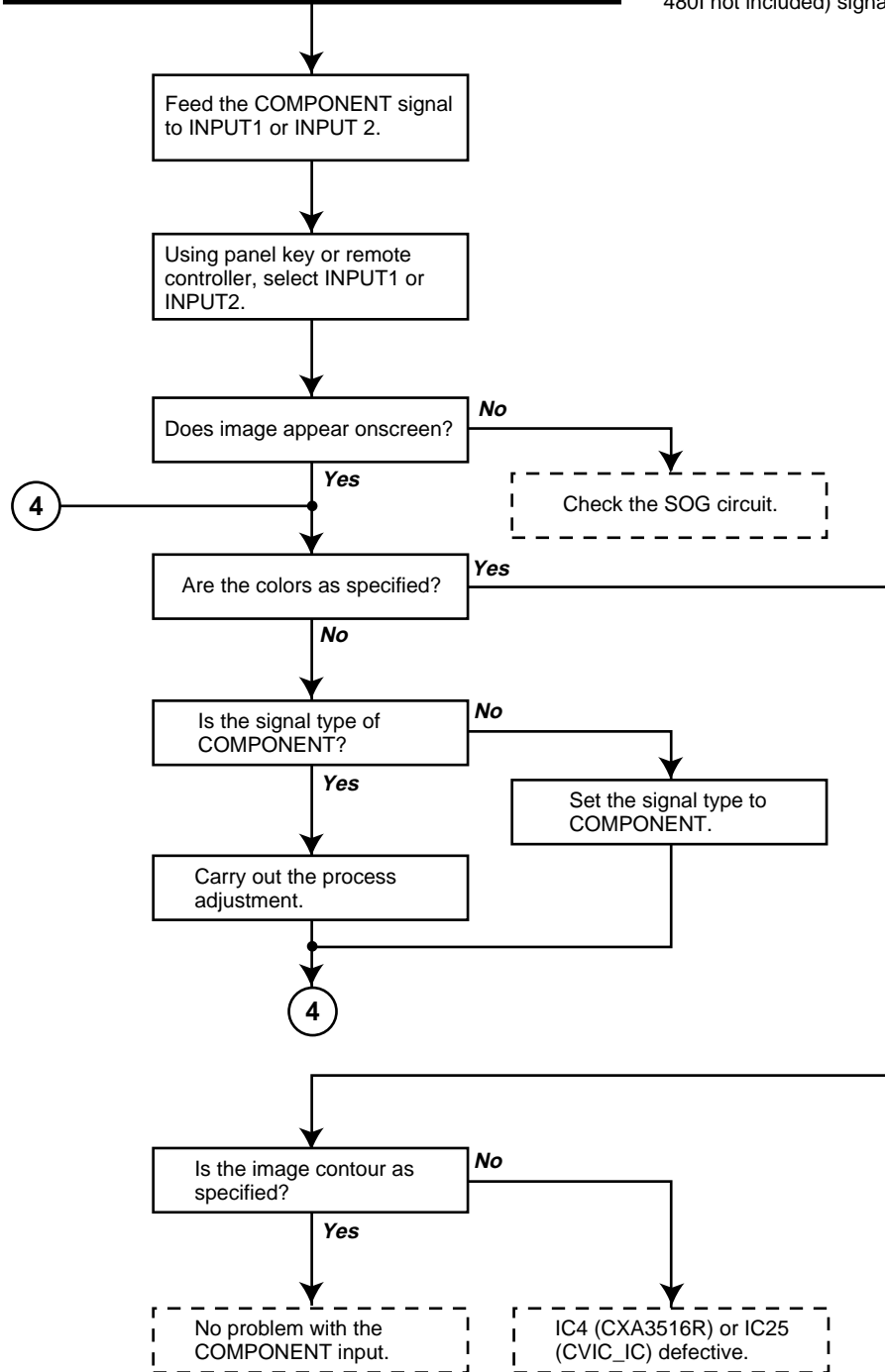
TROUBLE SHOOTING TABLE FOR PC I/F UNIT-6



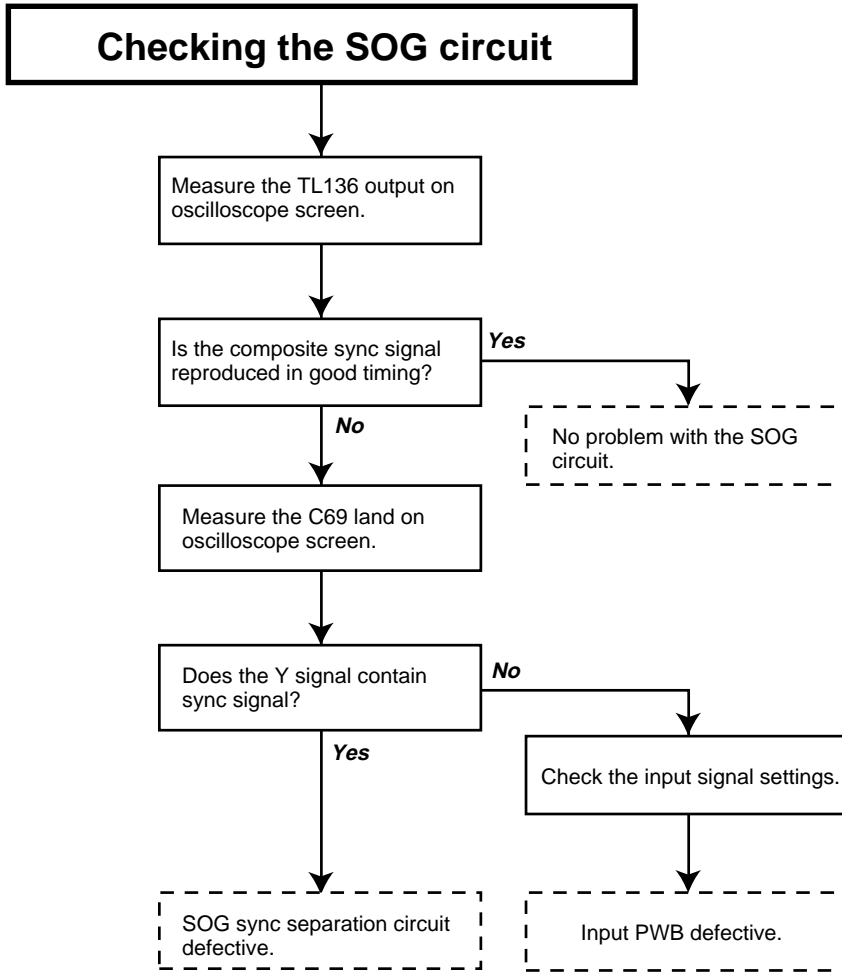
TROUBLE SHOOTING TABLE FOR PC I/F UNIT-7

Checking the COMPONENT input

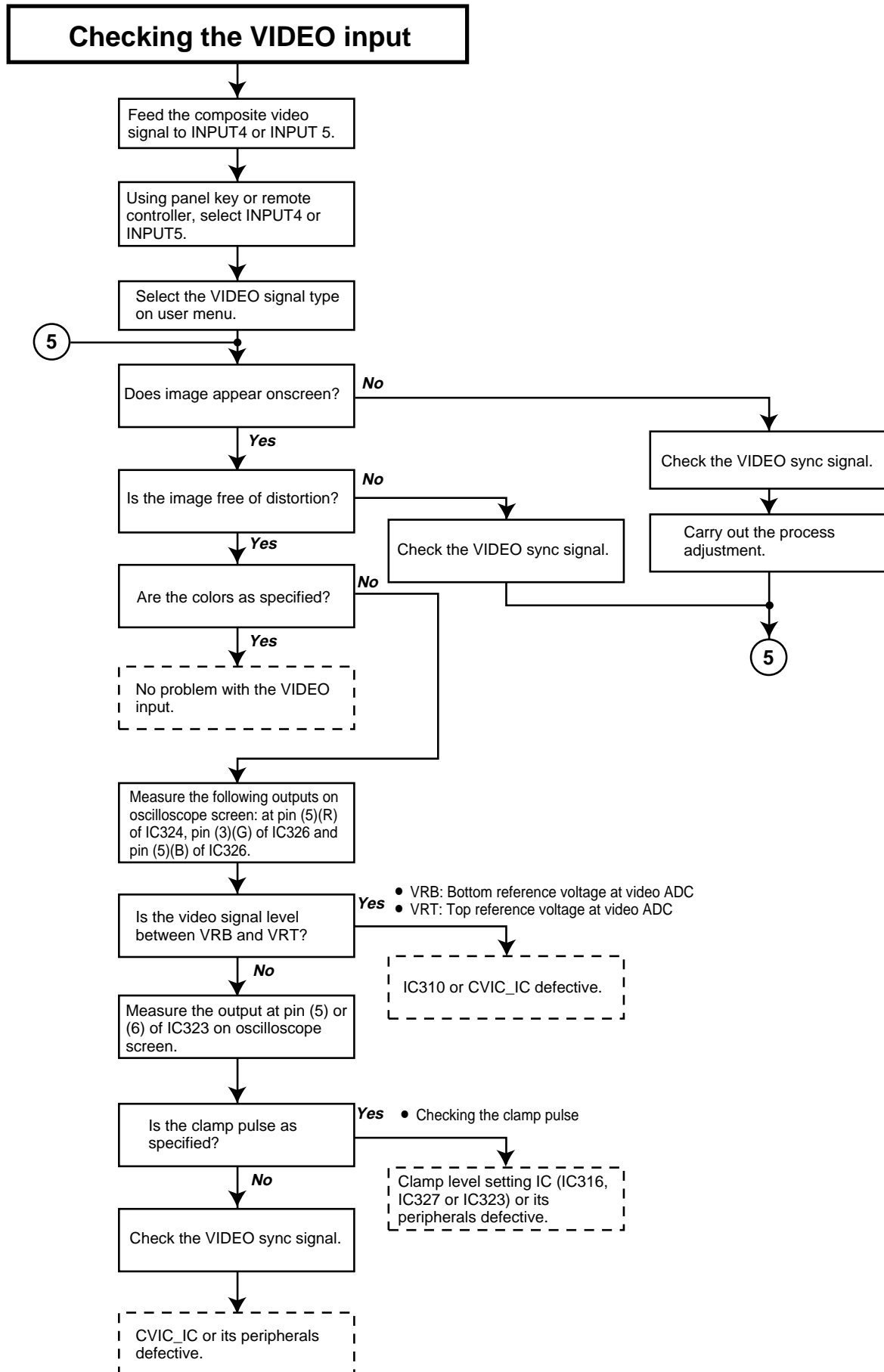
- Check the COMPONENT (1080I, 720P, 480P, etc.: 480I not included) signals.



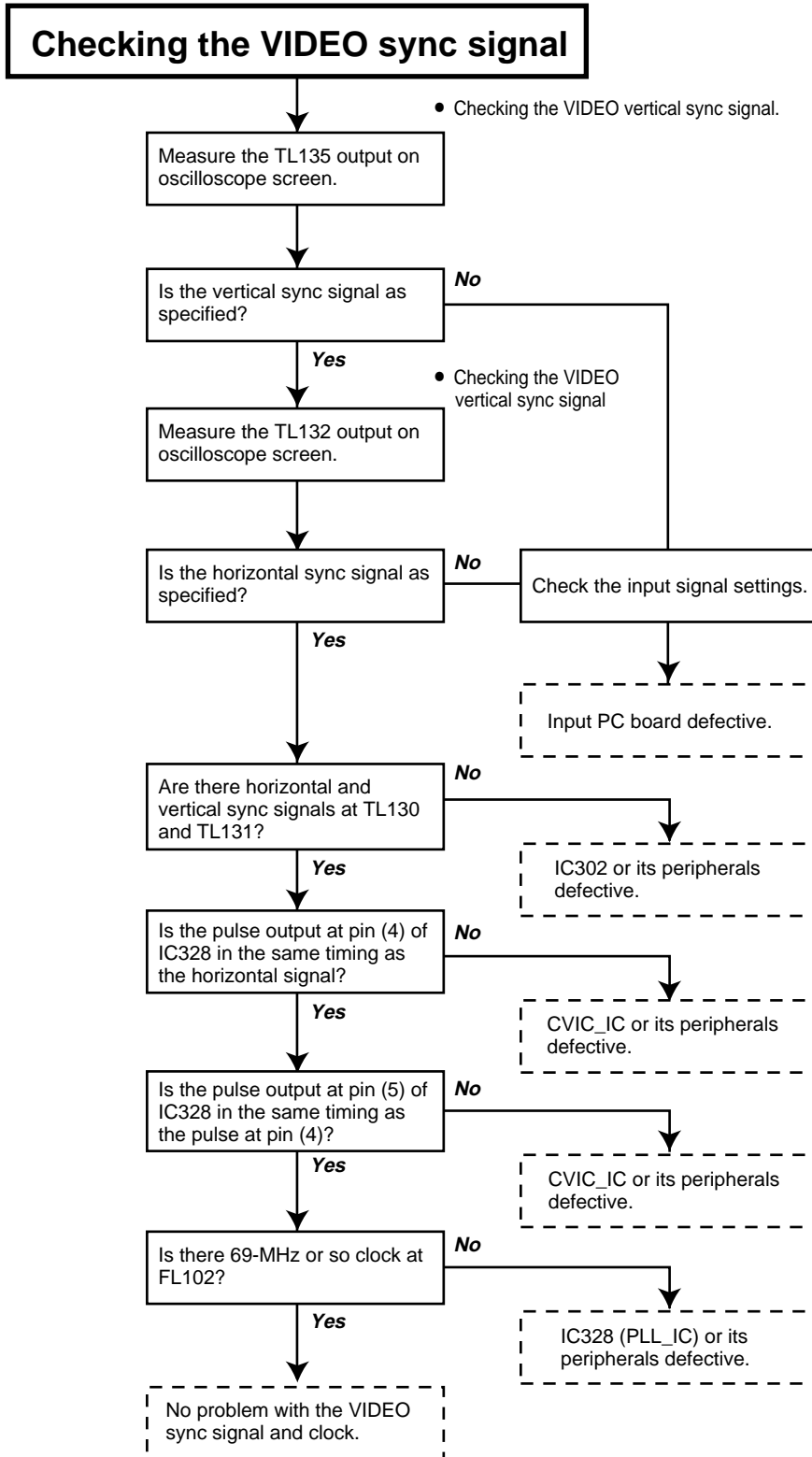
TROUBLE SHOOTING TABLE FOR PC I/F UNIT-8



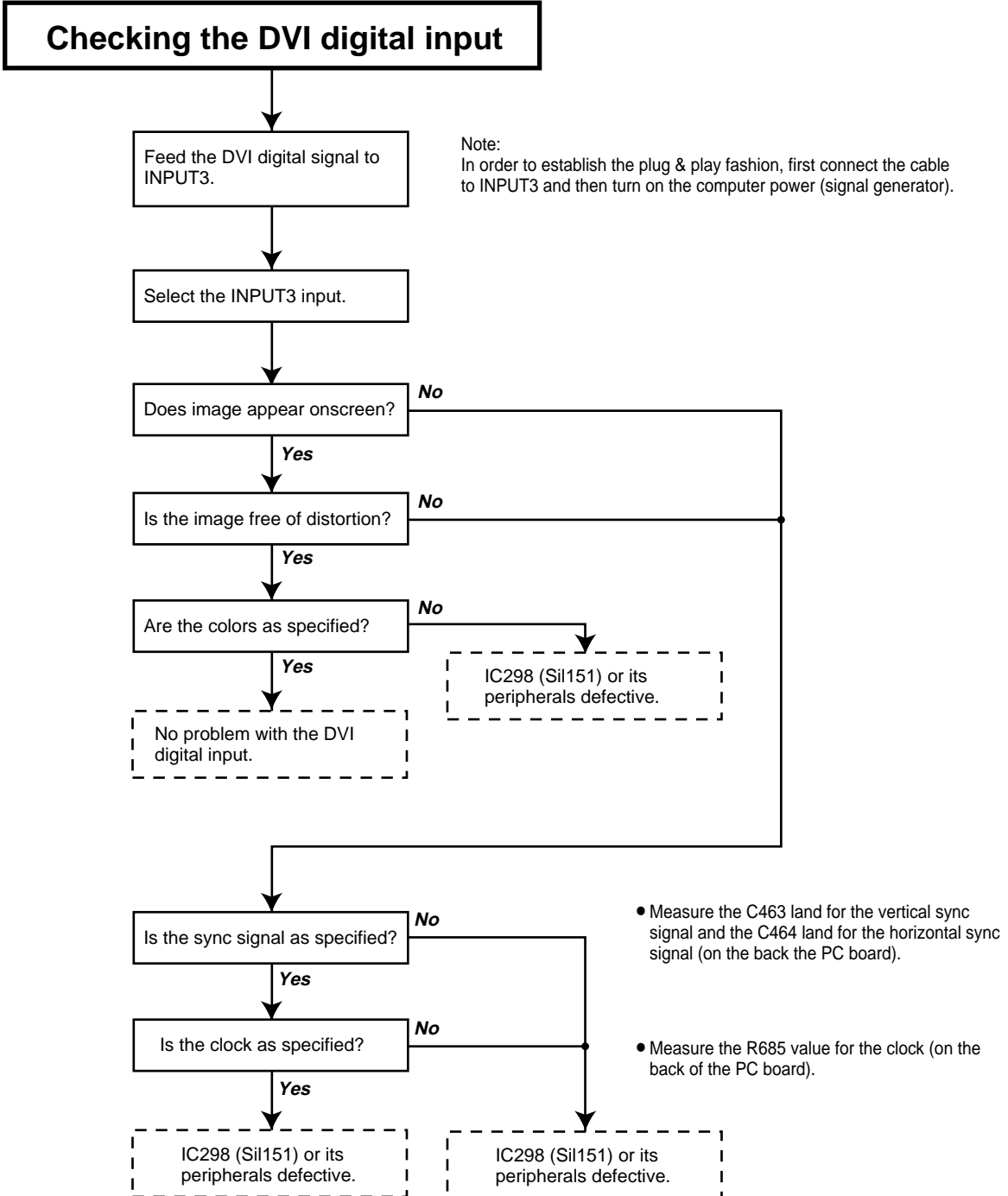
TROUBLE SHOOTING TABLE FOR PC I/F UNIT-9



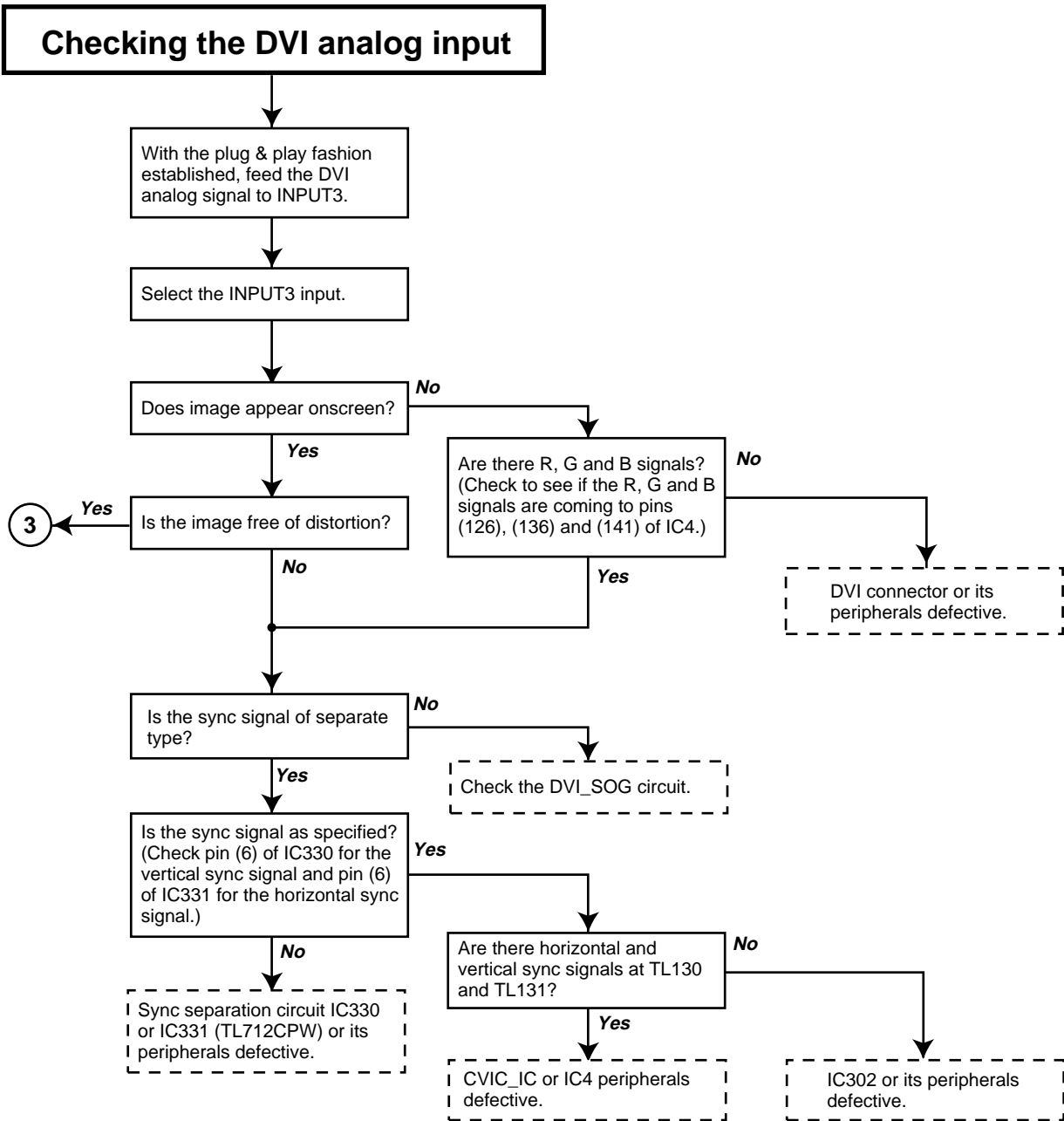
TROUBLE SHOOTING TABLE FOR PC I/F UNIT-10



TROUBLE SHOOTING TABLE FOR PC I/F UNIT-11



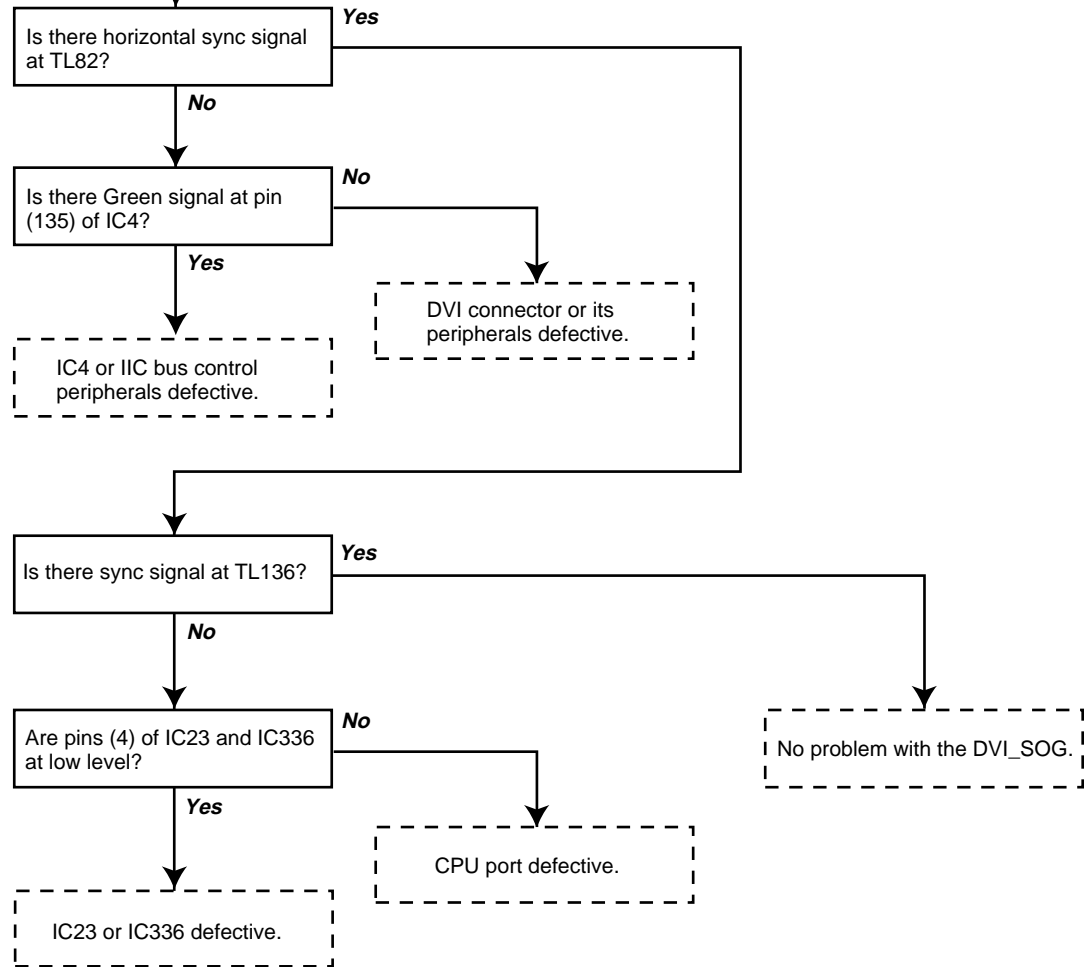
TROUBLE SHOOTING TABLE FOR PC I/F UNIT-12



TROUBLE SHOOTING TABLE FOR PC I/F UNIT-13

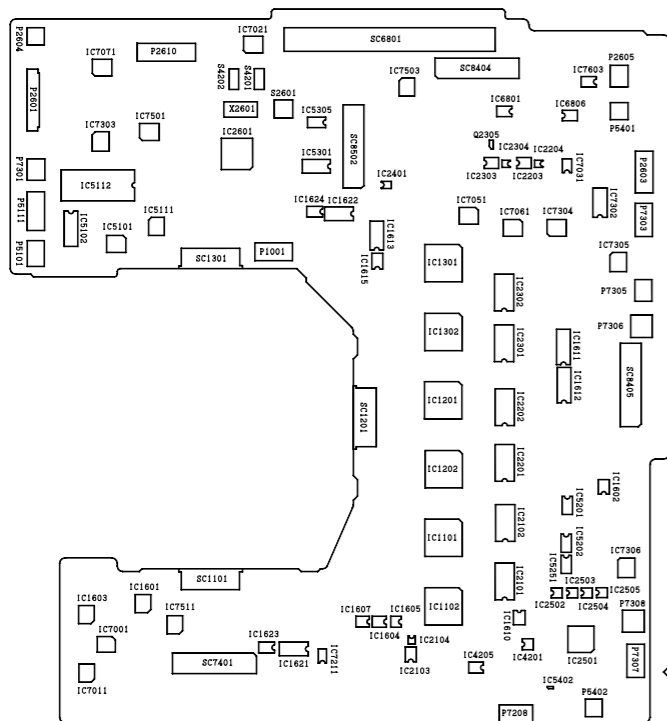
Checking the DVI_SOG

• The SOG component of the DVI analog signal is separated in the CXA3516R circuit. The Green signal is fed to the SOGIN2 terminal. The DVI SOG sync signal is selected by the bus switch (IC23).

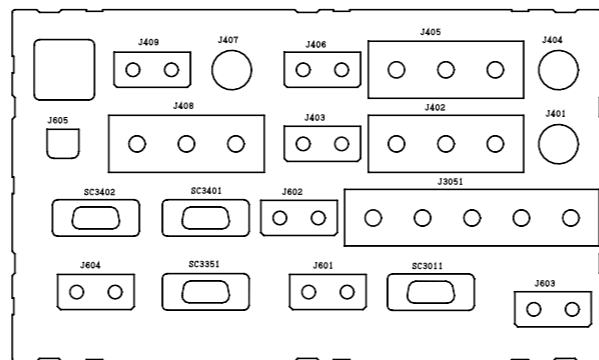


CHASSIS LAYOUT / CHASSIS-ANORDNUNG

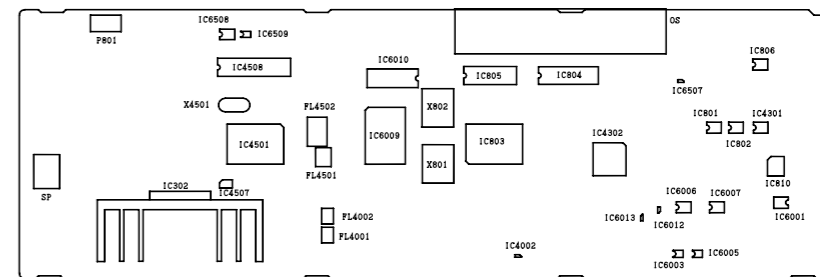
OUTPUT UNIT
DUNTKA154DE02



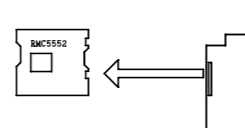
INPUT UNIT
DUNTKA161DE02



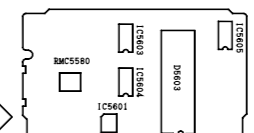
SIGNAL UNIT
DUNTKA157DE02



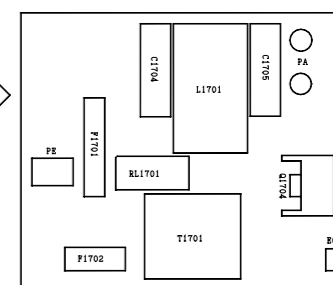
R/C(1) UNIT
DUNTKA158DE02



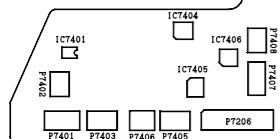
R/C(2) UNIT
DUNTKA159DE02



INLET UNIT
RUNTK0668CEZZ



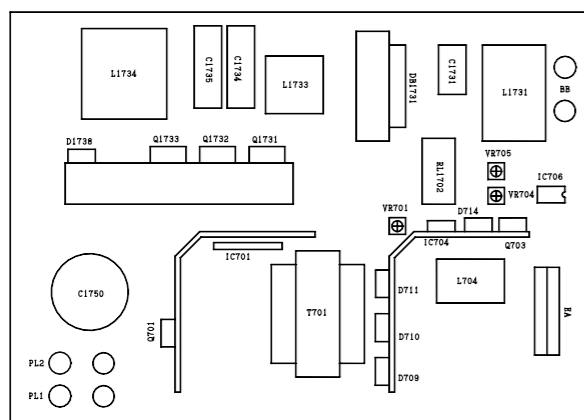
OUTSUB UNIT
DUNTKA155DE02



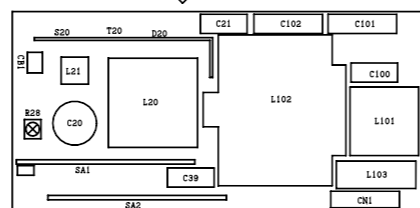
LED UNIT
DUNTKA160DE02



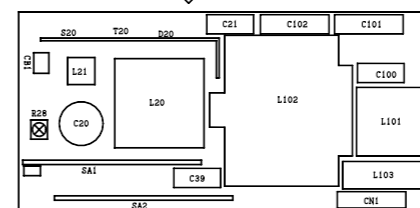
POWER UNIT
RDENC0303CEZZ



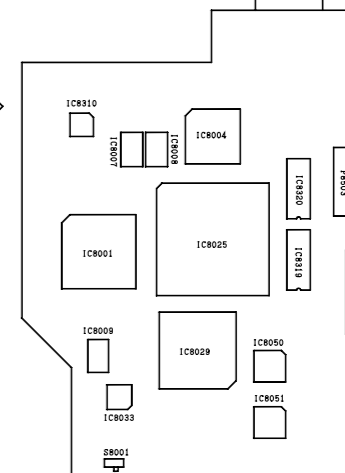
BALLAST UNIT
RDENC0301CEZZ



BALLAST UNIT
RDENC0302CEZZ



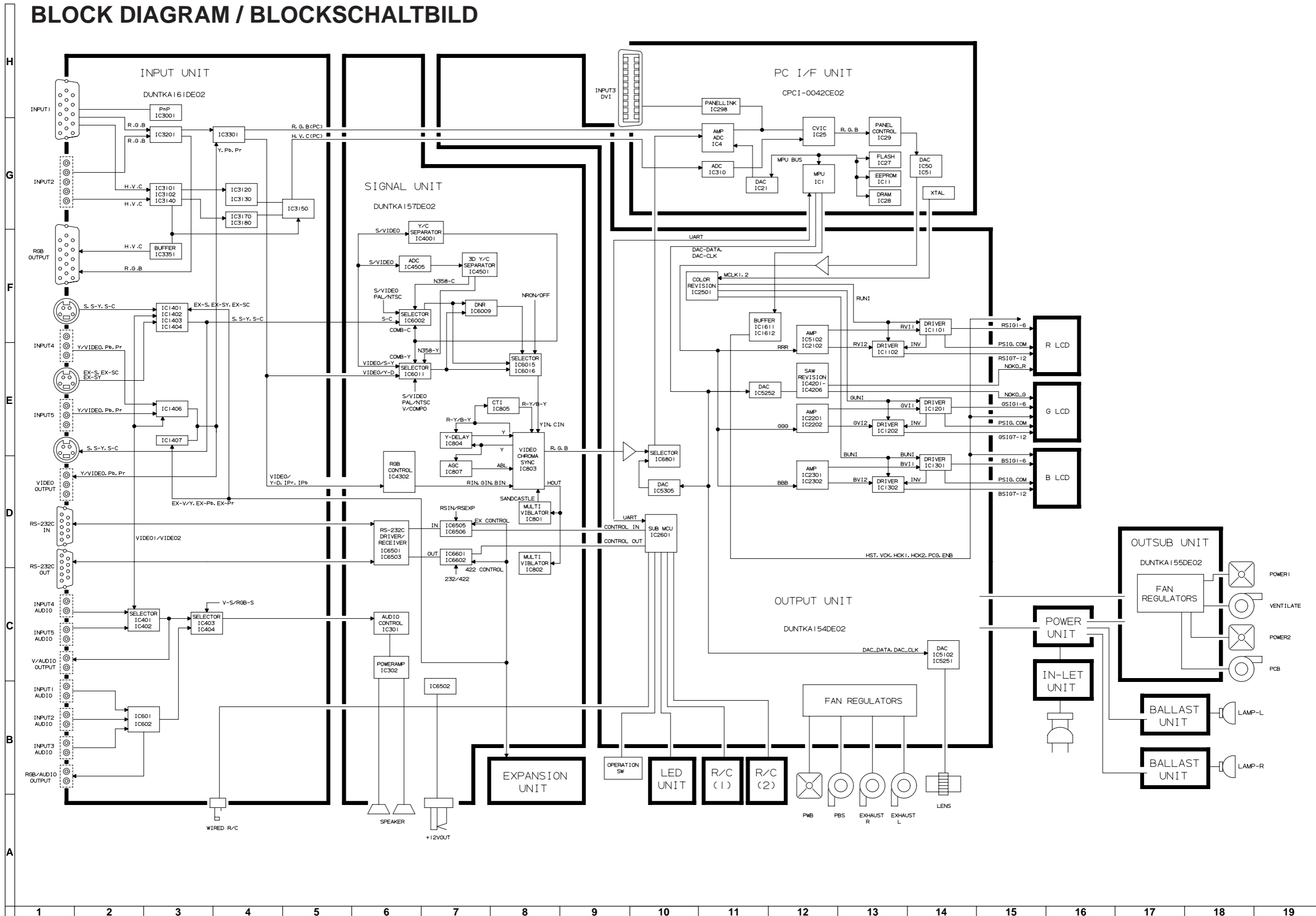
PC I/F UNIT
CPCI-0042CE



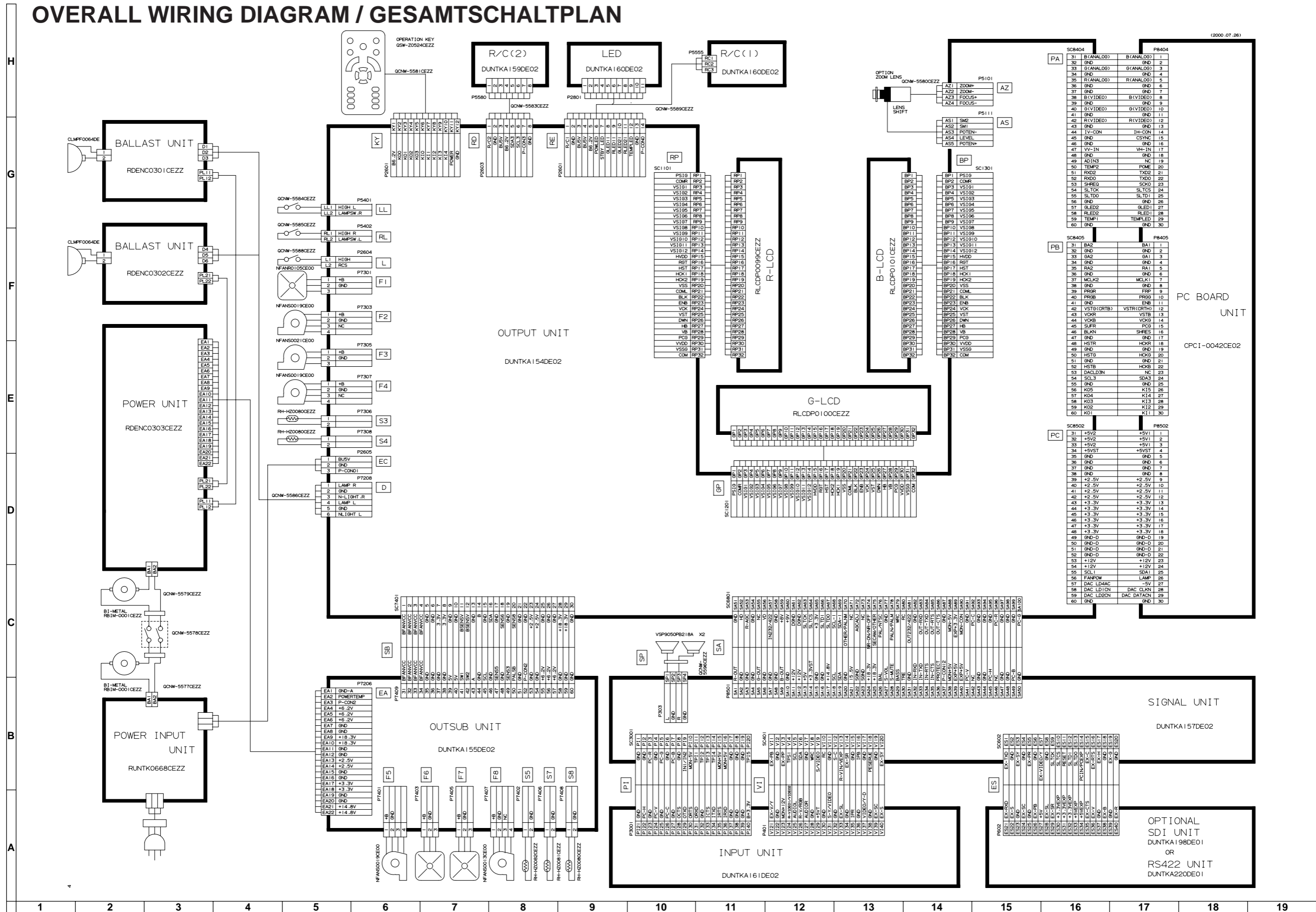
H
G
F
E
D
C
B
A

1 2 3 4 5 6 7 8 9 10 11 12 13 14 15 16 17 18 19

BLOCK DIAGRAM / BLOCKSCHALTBIKD



OVERALL WIRING DIAGRAM / GESAMTSCHALTPLAN



DESCRIPTION OF SCHEMATIC DIAGRAM

VOLTAGE MEASUREMENT CONDITION:

1. Voltages at test points are measured at the supply voltage of AC 230V. Signals are fed by a color bar signal generator for servicing purpose and the above voltages are measured with a 20k ohm/V tester.

WAVEFORM MEASUREMENT CONDITION:

1. Waveforms at test points are observed at the supply voltage of AC 230V. Signals are fed by a color bar signal generator for servicing purpose.

INDICATION OF RESISTOR & CAPACITOR:

RESISTOR

1. The unit of resistance "Ω" is omitted.
(K=kΩ=1000 Ω, M=MΩ).
2. All resistors are ± 5%, unless otherwise noted.
(J= ± 5%, F= ± 1%, D= ± 0.5%)
3. All resistors are 1/10W, unless otherwise noted.
4. All resistors are Carbon type, unless otherwise noted.

Ⓒ: Solid Ⓜ: Cement
Ⓢ: Oxide Film Ⓣ: Special
Ⓝ: Metal Coating

CAPACITOR

1. All capacitors are μF, unless otherwise noted.
(P=pF=μμF).
2. All capacitors are 50V, unless otherwise noted.
3. All capacitors are Ceramic type, unless otherwise noted.

(ML): Mylar (TA): Tantalum
(PF): Polypro Film (ST): Styrol

CAUTION:

This circuit diagram is original one, therefore there may be a slight difference from yours.

SAFETY NOTES:

1. **DISCONNECT THE AC PLUG FROM THE AC OUTLET BEFORE REPLACING PARTS.**
2. **SEMICONDUCTOR HEAT SINKS SHOULD BE REGARDED AS POTENTIAL SHOCK HAZARDS WHEN THE CHASSIS IS OPERATING.**

IMPORTANT SAFETY NOTICE:

PARTS MARKED WITH "⚠" () ARE IMPORTANT FOR MAINTAINING THE SAFETY OF THE SET. BE SURE TO REPLACE THESE PARTS WITH SPECIFIED ONES FOR MAINTAINING THE SAFETY AND PERFORMANCE OF THE SET.

BESCHREIBUNG DES SCHEMATISCHEN SCHALTPLANS

SPANNUNGSMESSUNGEN:

1. Spannungen an den Prüfpunkten werden bei einer Netzspannung von 230V gemessen, Signale werden für die Wartung mit einem Farbbalken-Signal generator zugeführt, und Spannungen werden mit einem Meßinstrument (20 k /V) ermittelt.

SIGNALFORMMESSUNGEN:

1. Die Wellenformen an den Testpunkten werden bei einer Netzspannung von 230V verfolgt. Signale werden für die Wartung mit einem Farbbalken-Signal generator zugeführt.

BEZEICHNUNG DES WIDERSTANDS UND KONDENSATORS:

WIDERSTAND

1. Die Widerstandseinheit " " wird weggelassen.
(K=k =1000 , M=M)
2. Alle Widerstände haben ± 5%, sofern nicht anders angegeben.(J= ± 5%, F= ± 1%, D= ± 0.5%)
3. Alle Widerstände haben 1/10W, sofern nicht anders angegeben.
4. Alle Widerstände sind Kohletyp, sofern nicht anders angegeben.

Ⓒ: Solid Ⓜ: Cement
Ⓢ: Oxide Film Ⓣ: Special
Ⓝ: Metal Coating

KONDENSATOR

1. Die Kapazitätseinheit ist μF, sofern nicht anders angegeben. (P=pF=μμF).
2. Alle Kondensatoren haben 50V, sofern nicht anders angegeben.
3. Alle Kondensatoren sind Keramiktyp, sofern nicht anders angegeben.

(ML): Mylar (TA): Tantal
(PF): Polyprofil (ST): Styrol

ACHTUNG:

Bei diesem Schaltplan handelt es sich um den ursprünglichen. Es können daher geringfügige Unterschiede zu dem Ihrem bestehen.

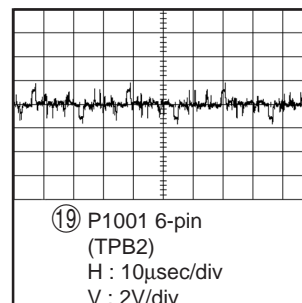
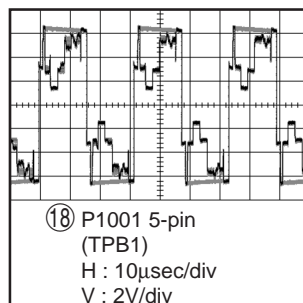
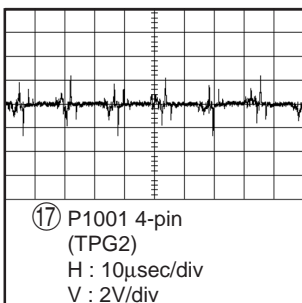
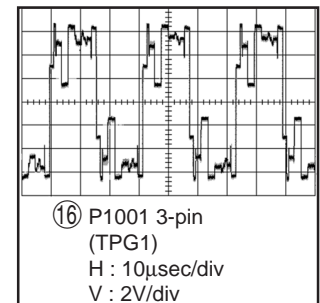
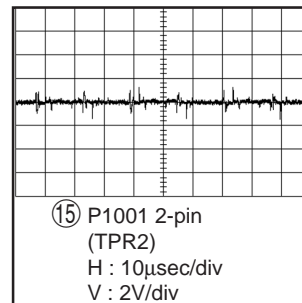
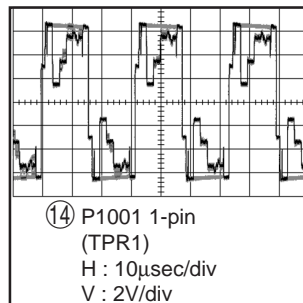
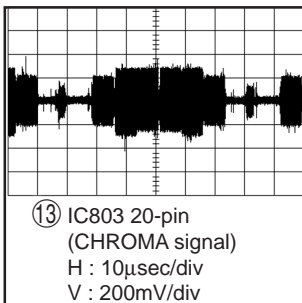
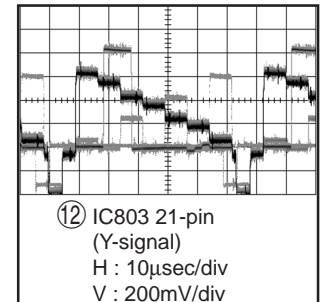
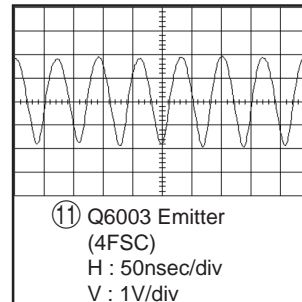
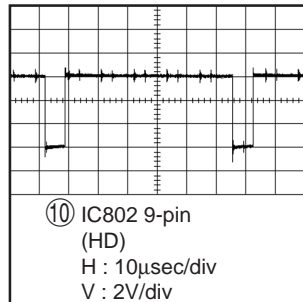
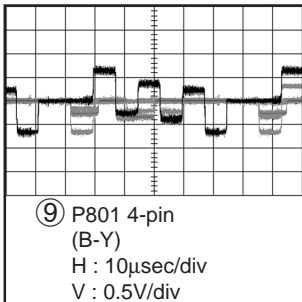
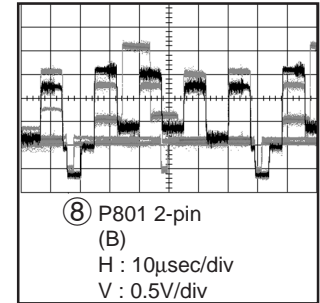
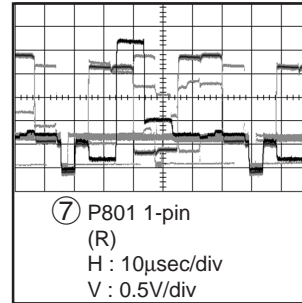
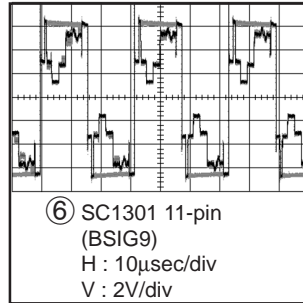
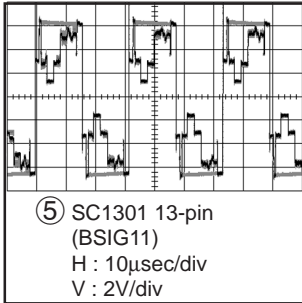
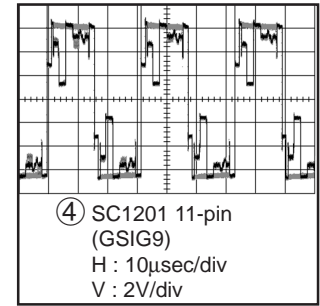
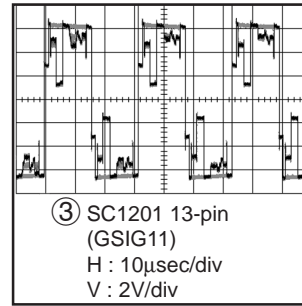
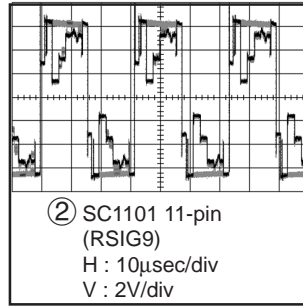
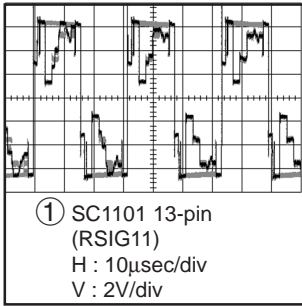
SICHERHEITSAANMERKUNGEN:

1. **VOR DEM AUSWECHSELN VON TEILEN MUSS UNBEDINGT NETZSTECKER AUS DER NETZSTECKDOSE GEZOGEN WERDEN.**
2. **DIE WARMEABLEITER DER HALBLEITER SOLLTEN BEIM BETRIEB DES CHASSIS ALS MÖGLICHE URSACHEN VON GEFÄHRLICHEN ELEKTRISCHEN SCHLÄGEN BETRACHTET WERDEN.**

WICHTIGE SICHERHEITSAANMERKUNGEN:

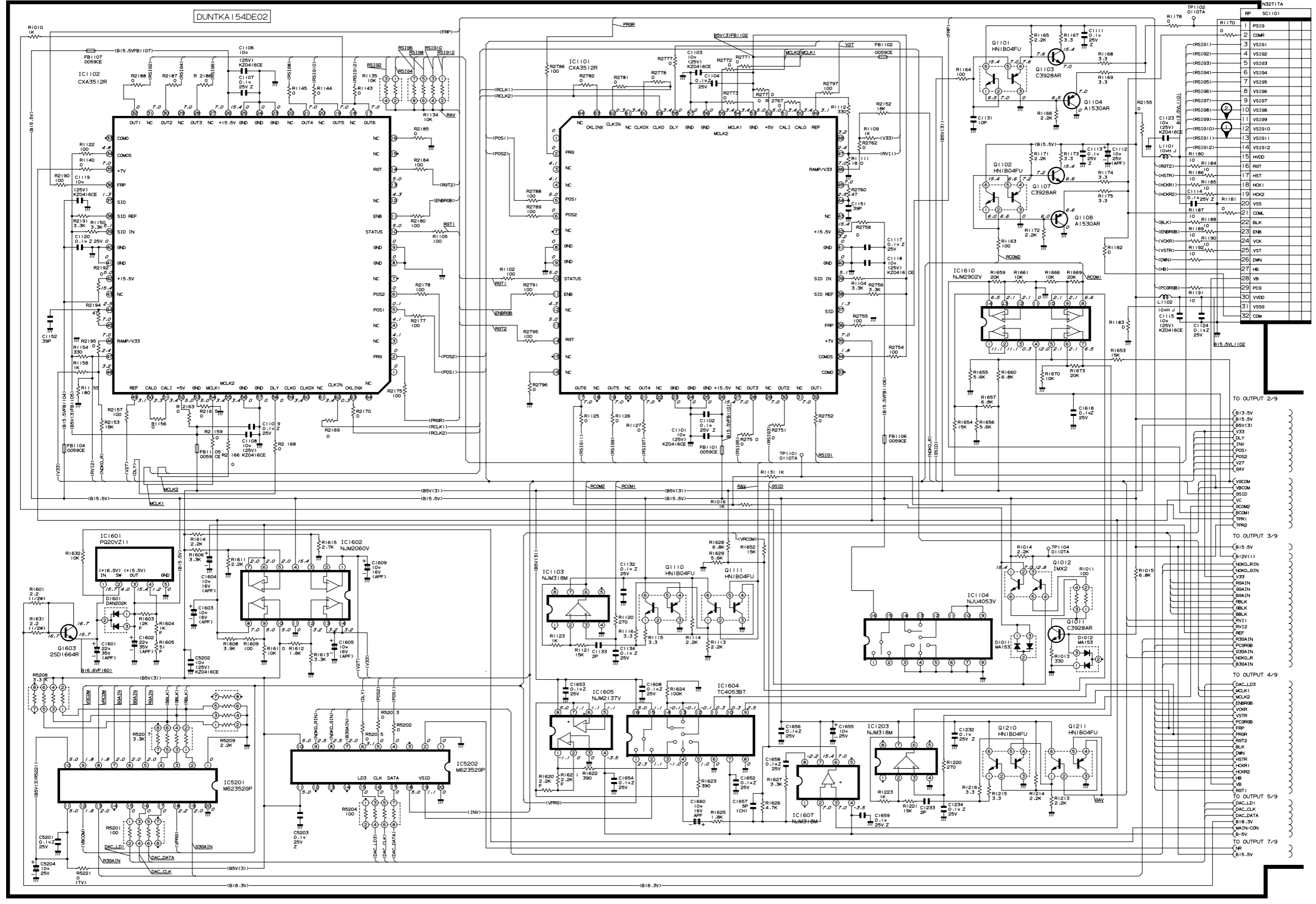
MIT "⚠" () BEZEICHNETEN TEILE SIND BESONDERS WICHTIG FÜR DIE AUFRECHTERHALTUNG DER SICHERHEIT . BEIM WECHDIESER TEILE SOLLTEN DIE VORGESCHRIEBENEN TEILE IMMER VERWENDET WERDEN, UM SOWOHL DIE SICHERHEIT ALS AUCH DIE LEISTUNG DES GERÄTES AUFRECHTZUERHALTEN.

WAVEFORMS / WELLENFORMEN



OUTPUT UNIT / AUSGABEEINHEIT-1/9

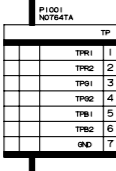
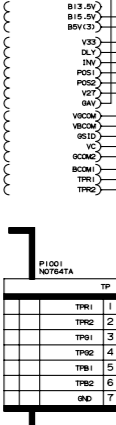
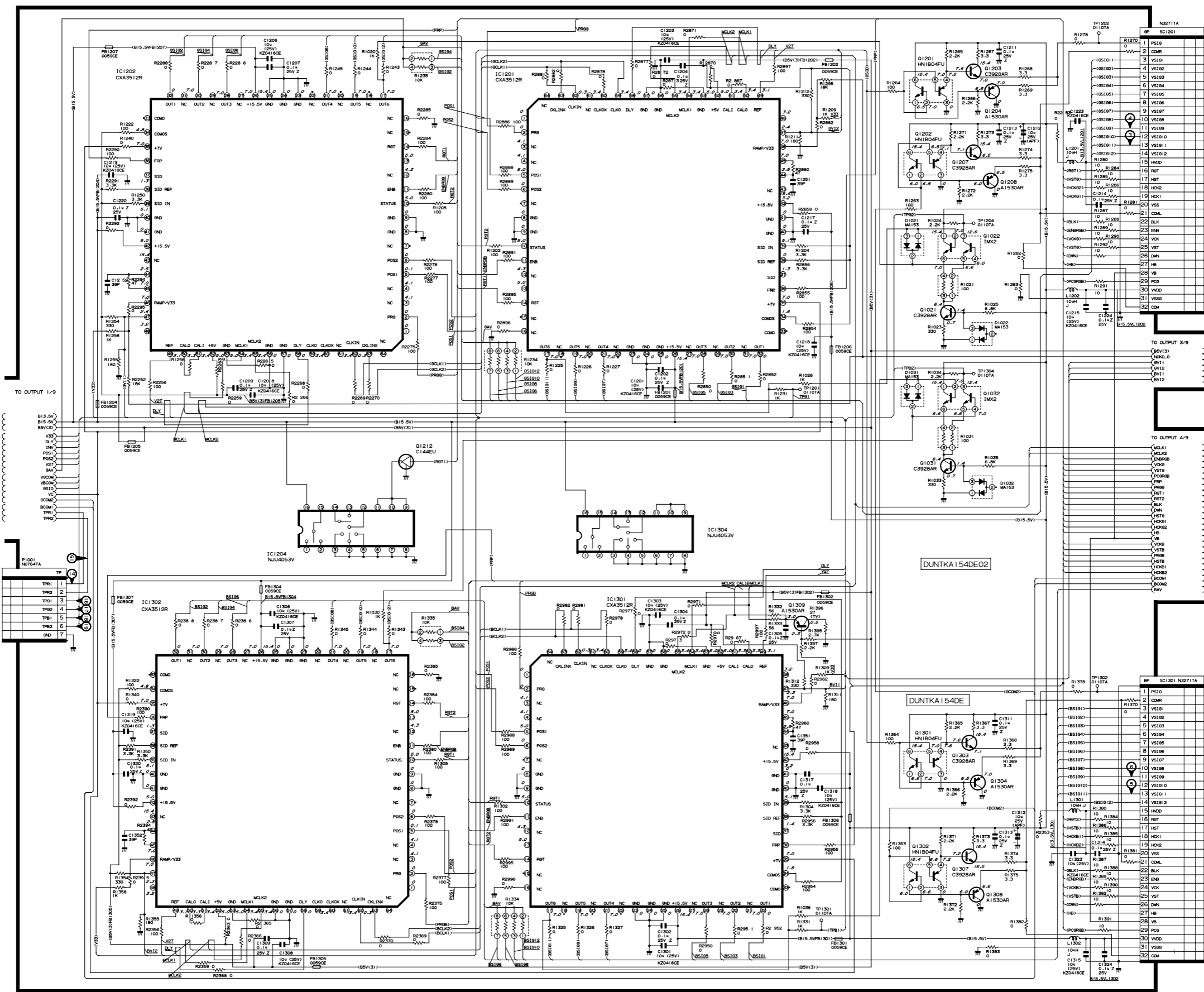
H
G
F
E
D
C
B
A



Pin	Signal Name
1	PS10
2	COM
3	VS101
4	VS102
5	VS103
6	VS104
7	VS105
8	VS106
9	VS107
10	VS108
11	VS109
12	VS1010
13	VS1011
14	VS1012
15	HVDD
16	RST
17	HST
18	HCK1
19	HCK2
20	VSS
21	COM
22	BLK
23	ENB
24	VCK
25	VST
26	DWN
27	HB
28	VB
29	PC9
30	VDD
31	VSS9
32	COM

1 2 3 4 5 6 7 8 9 10 11 12 13 14 15 16 17 18 19

OUTPUT UNIT / AUSGABEEINHEIT-2/9

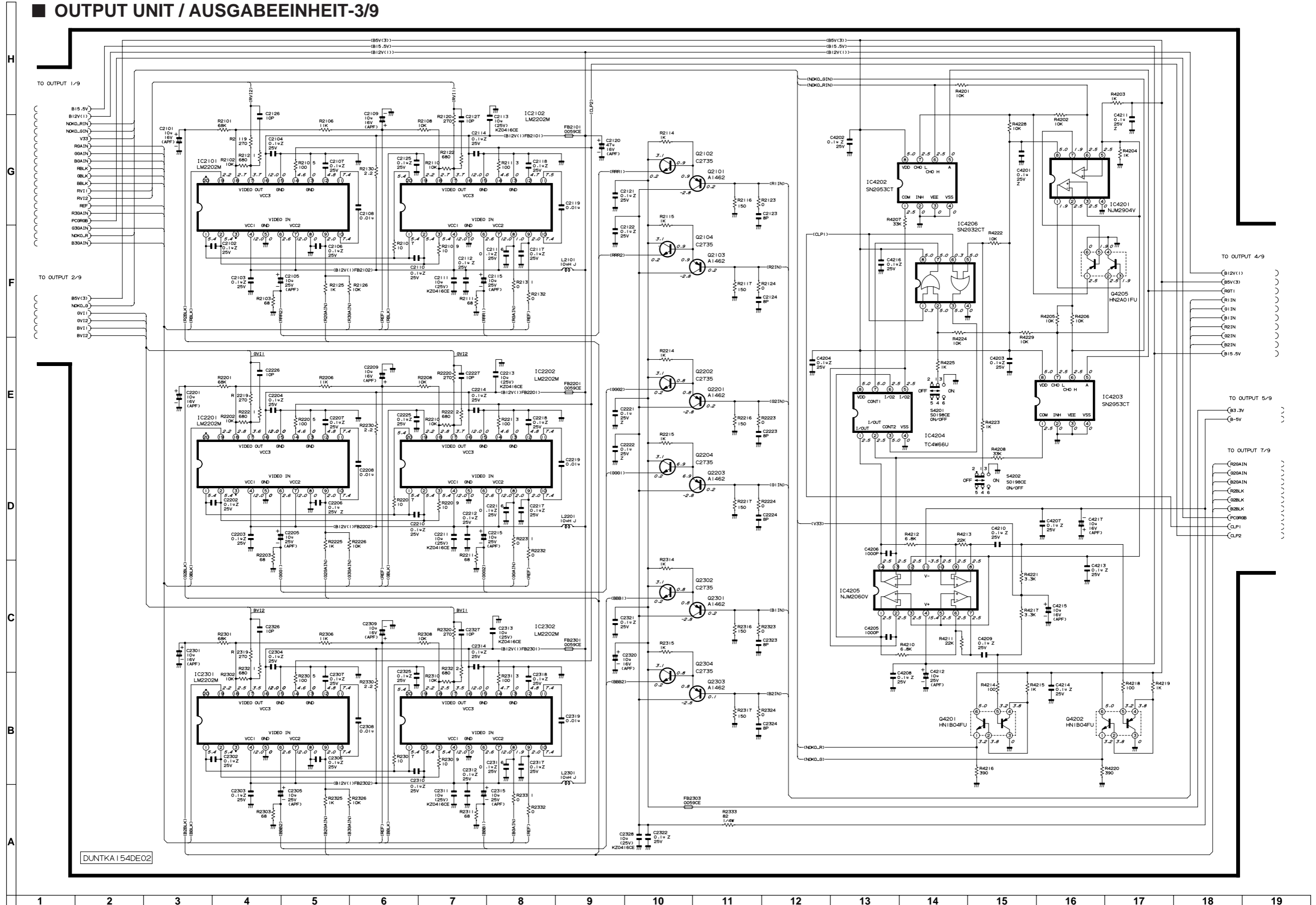


GP	SC1201	N3271A
1	PS10	
2	COMR	
3	VS101	
4	VS102	
5	VS103	
6	VS104	
7	VS105	
8	VS106	
9	VS107	
10	VS108	
11	VS109	
12	VS110	
13	VS111	
14	VS112	
15	HVDD	
16	ROT	
17	HST	
18	HCK1	
19	HCK2	
20	VSS	
21	COML	
22	BLK	
23	ENB	
24	VCK	
25	VST	
26	DMN	
27	HB	
28	VB	
29	PCB	
30	VVDD	
31	VSS0	
32	COM	

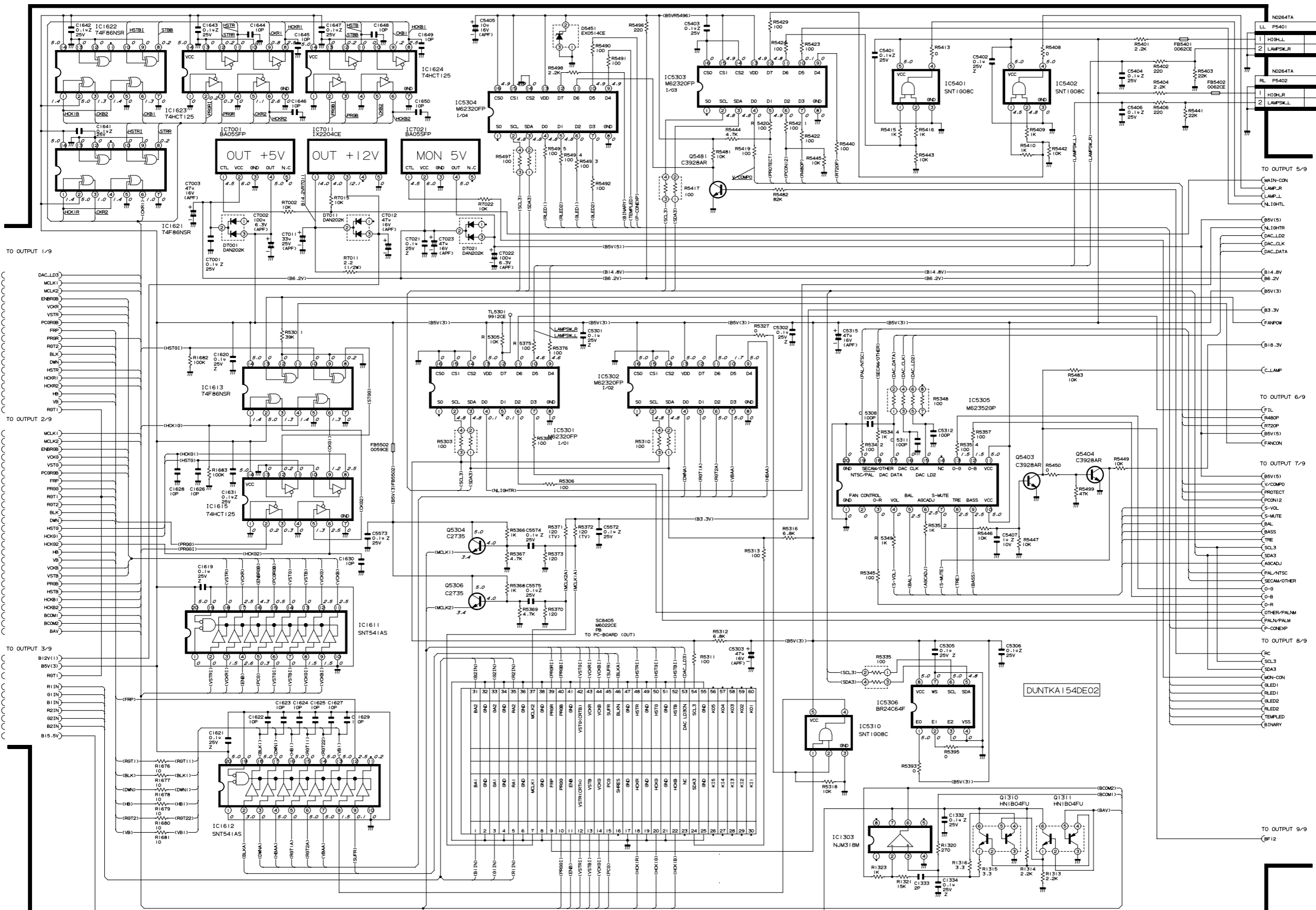
TO OUTPUT 3-9	TO OUTPUT 4-9
TP1	CLK1
TP2	CLK2
TP3	CH0
TP4	VS10
TP5	FRP
TP6	COMR
TP7	ROT
TP8	DMN
TP9	HB
TP10	VS10
TP11	VS10
TP12	VS10
TP13	VS10
TP14	VS10
TP15	VS10
TP16	VS10
TP17	VS10
TP18	VS10
TP19	VS10
TP20	VS10
TP21	VS10
TP22	VS10
TP23	VS10
TP24	VS10
TP25	VS10
TP26	VS10
TP27	VS10
TP28	VS10
TP29	VS10
TP30	VS10
TP31	VS10
TP32	VS10

GP	SC1301	N3271A
1	PS10	
2	COMR	
3	VS101	
4	VS102	
5	VS103	
6	VS104	
7	VS105	
8	VS106	
9	VS107	
10	VS108	
11	VS109	
12	VS110	
13	VS111	
14	VS112	
15	HVDD	
16	ROT	
17	HST	
18	HCK1	
19	HCK2	
20	VSS	
21	COML	
22	BLK	
23	ENB	
24	VCK	
25	VST	
26	DMN	
27	HB	
28	VB	
29	PCB	
30	VVDD	
31	VSS0	
32	COM	

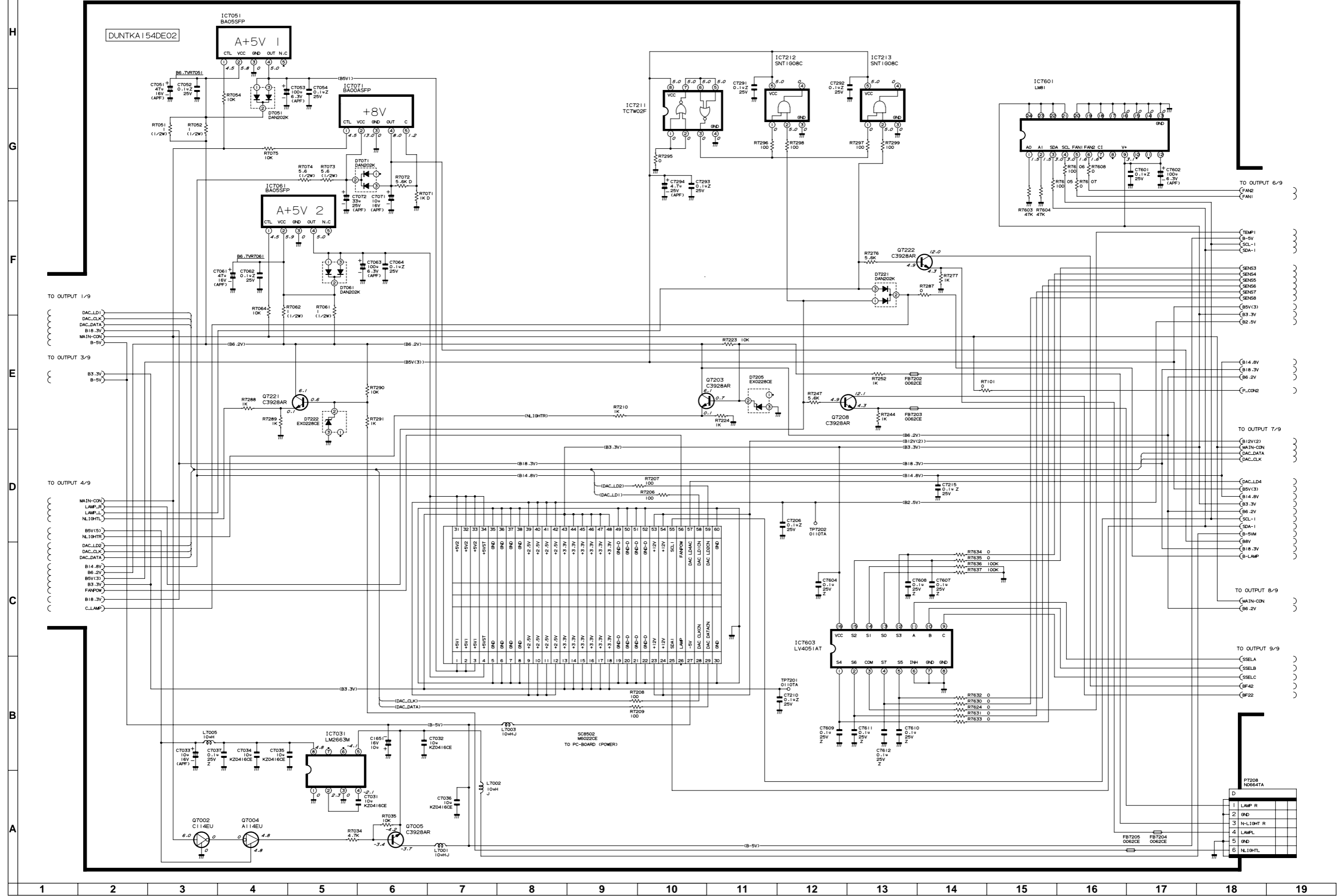
OUTPUT UNIT / AUSGABEEINHEIT-3/9



OUTPUT UNIT / AUSGABEEINHEIT-4/9



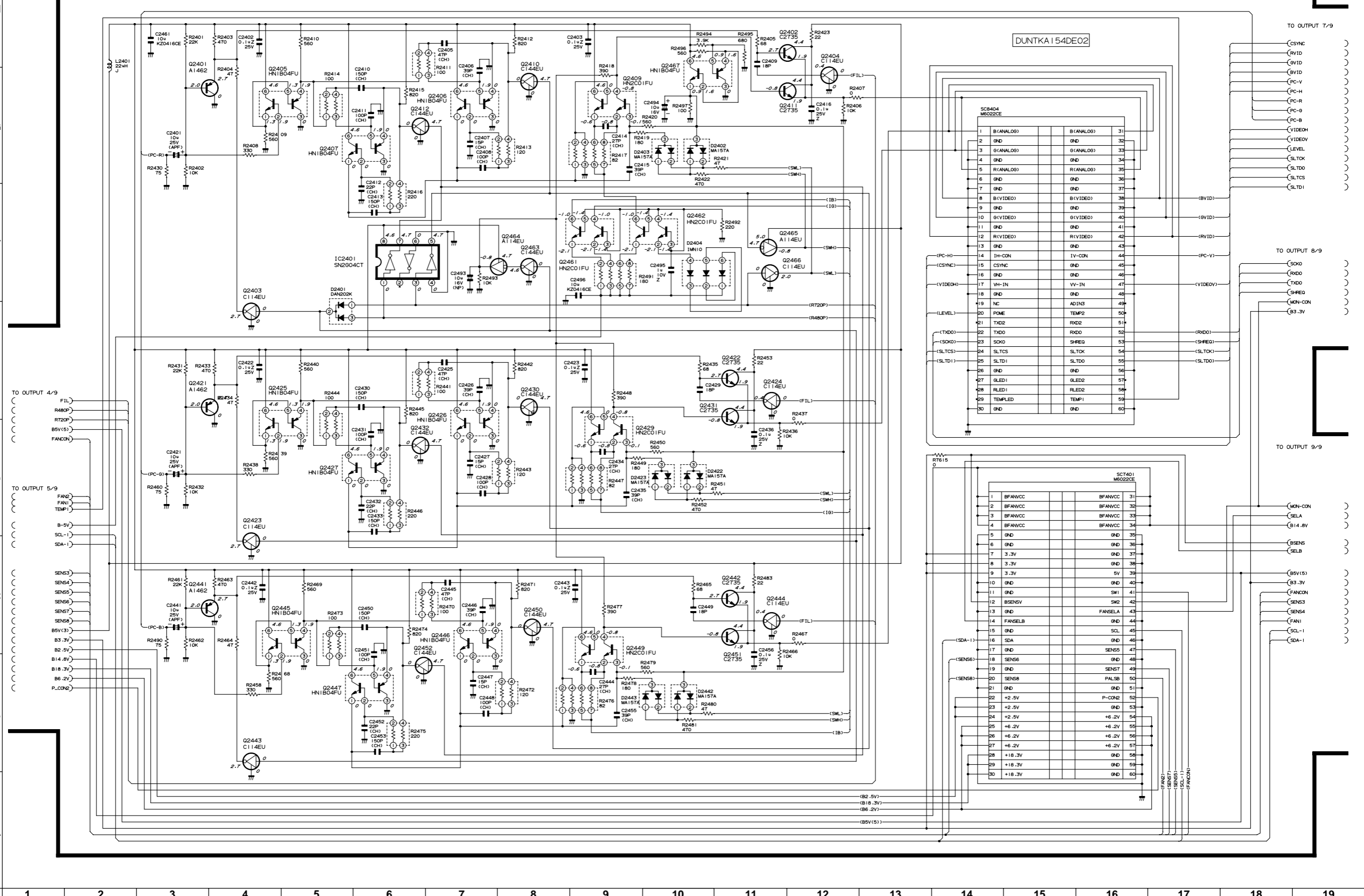
OUTPUT UNIT / AUSGABEEINHEIT-5/9



1	LAMP R
2	GND
3	N-LIGHT R
4	LAMP L
5	GND
6	N-LIGHT L

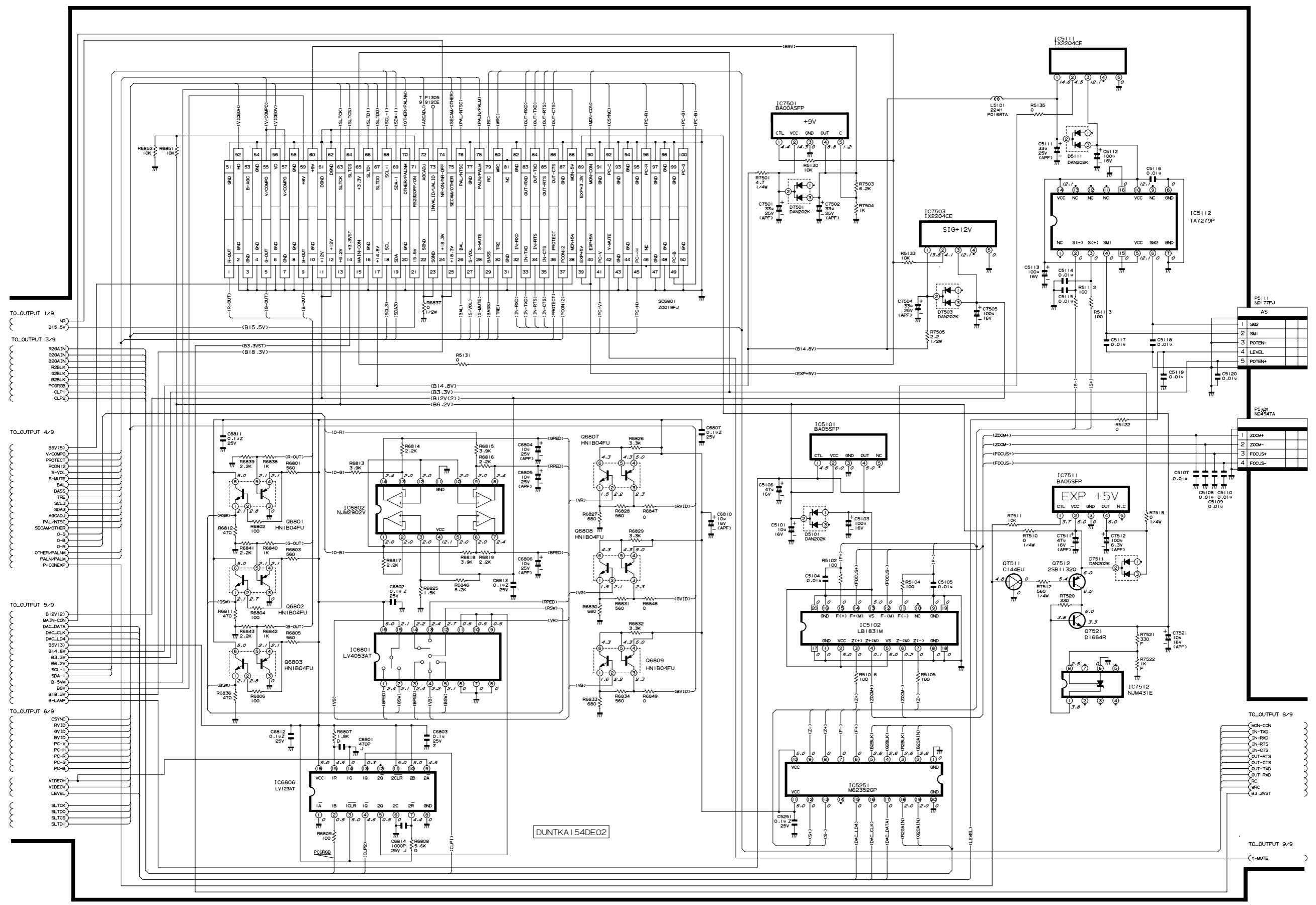
OUTPUT UNIT / AUSGABEEINHEIT-6/9

H
G
F
E
D
C
B
A



OUTPUT UNIT / AUSGABEEINHEIT-7/9

H
G
F
E
D
C
B
A

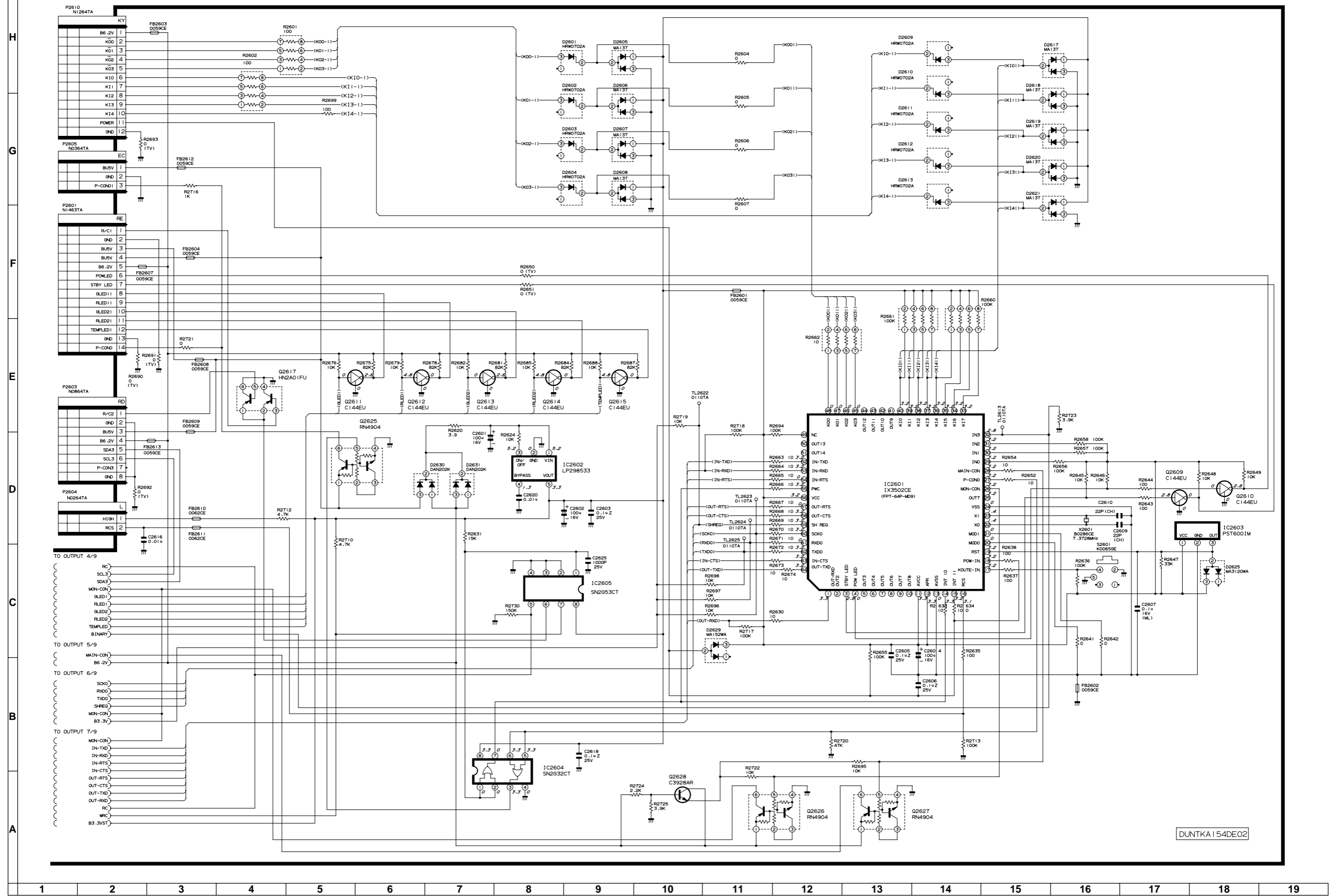


- TO_OUTPUT 1/9
NR
B15.5V
- TO_OUTPUT 3/9
R20A1N
R20A1N
R20A1N
R2BLK
R2BLK
R2BLK
PCGRSE
CLP1
CLP2
- TO_OUTPUT 4/9
B5V(5)
V/COMP
PROTECT
PCON12
S-VOL
S-MUTE
BAL
BASS
TRE
SLS
SDA-3
AGADJ
PAL/NTSC
SECAM/OTHER
O-R
O-R
O-R
OTHER/PALM
PALM/PALM
P-CONEXP
- TO_OUTPUT 5/9
B12V(2)
MAIN-CON
DAC_DATA
DAC_CLK
DAC_LD
B5V(3)
B14.8V
B3.3V
B6.2V
SCL-
SDA-1
B-SW
BBV
B18.3V
B-LAMP
- TO_OUTPUT 6/9
CSYNC
RVID
GVID
BVID
PC-V
PC-V
PC-R
PC-R
PC-D
PC-B
VIDE01
VIDE0V
LEVEL
SLTOK
SLTDO
SLTCS
SLTDT

- TO_OUTPUT 8/9
MON-CON
IN-TXD
IN-RXD
IN-RTS
IN-CTS
OUT-RTS
OUT-TXD
OUT-TXD
PC
MRC
B3.3VST
- TO_OUTPUT 9/9
Y-MUTE

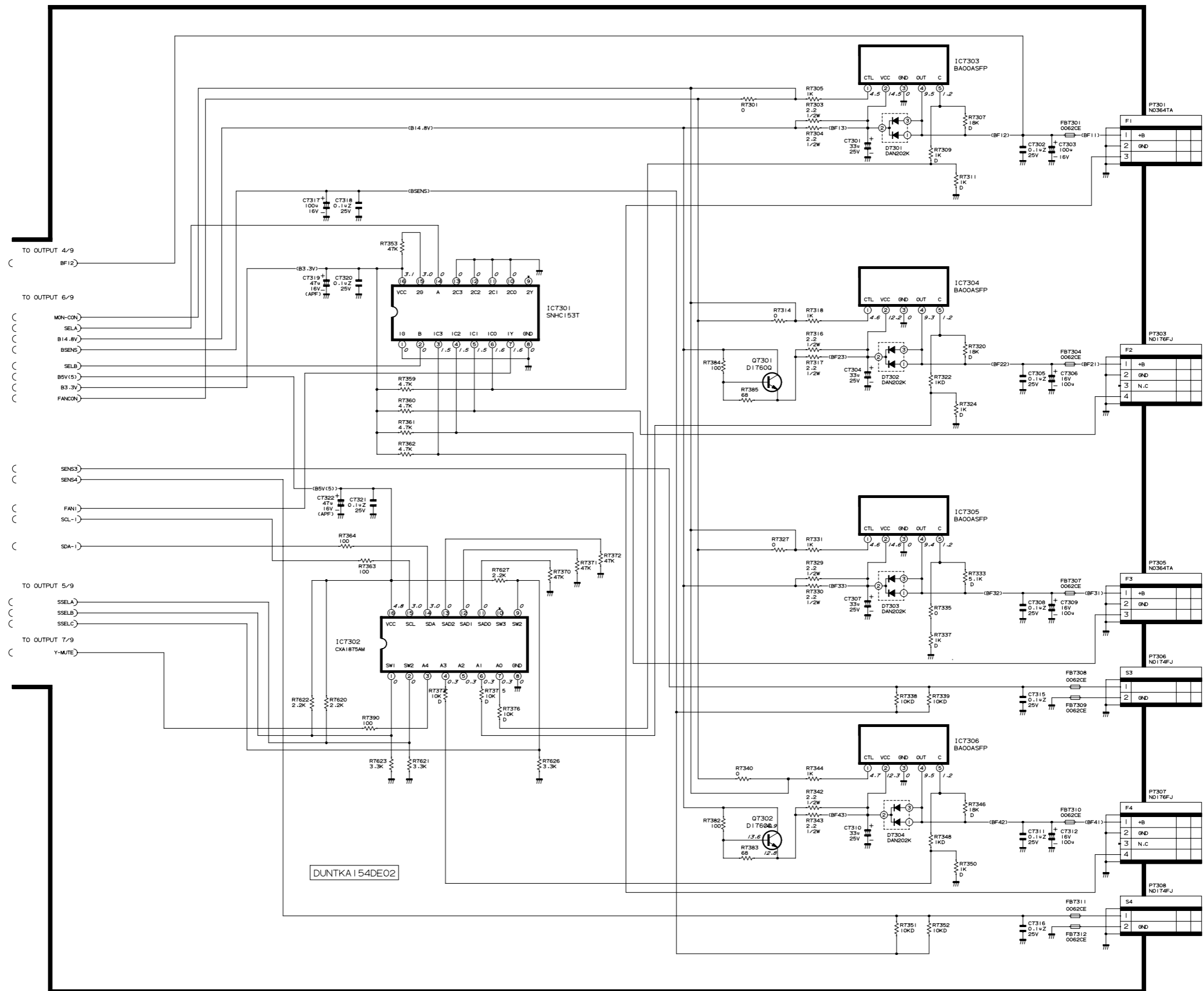
1 2 3 4 5 6 7 8 9 10 11 12 13 14 15 16 17 18 19

OUTPUT UNIT / AUSGABEEINHEIT-8/9

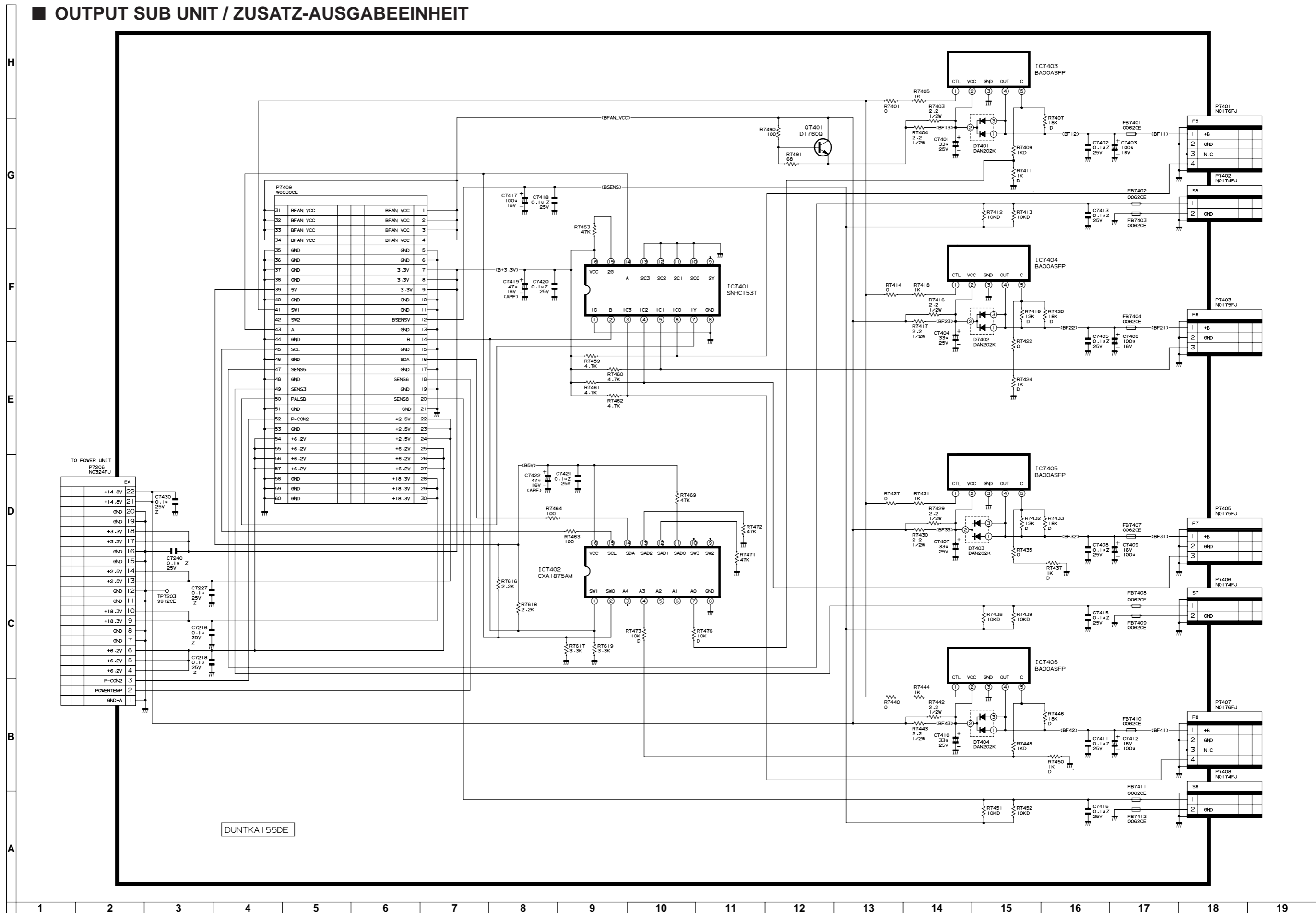


DUNTKA I 54DE02

OUTPUT UNIT / AUSGABEEINHEIT-9/9



OUTPUT SUB UNIT / ZUSATZ-AUSGABEEINHEIT

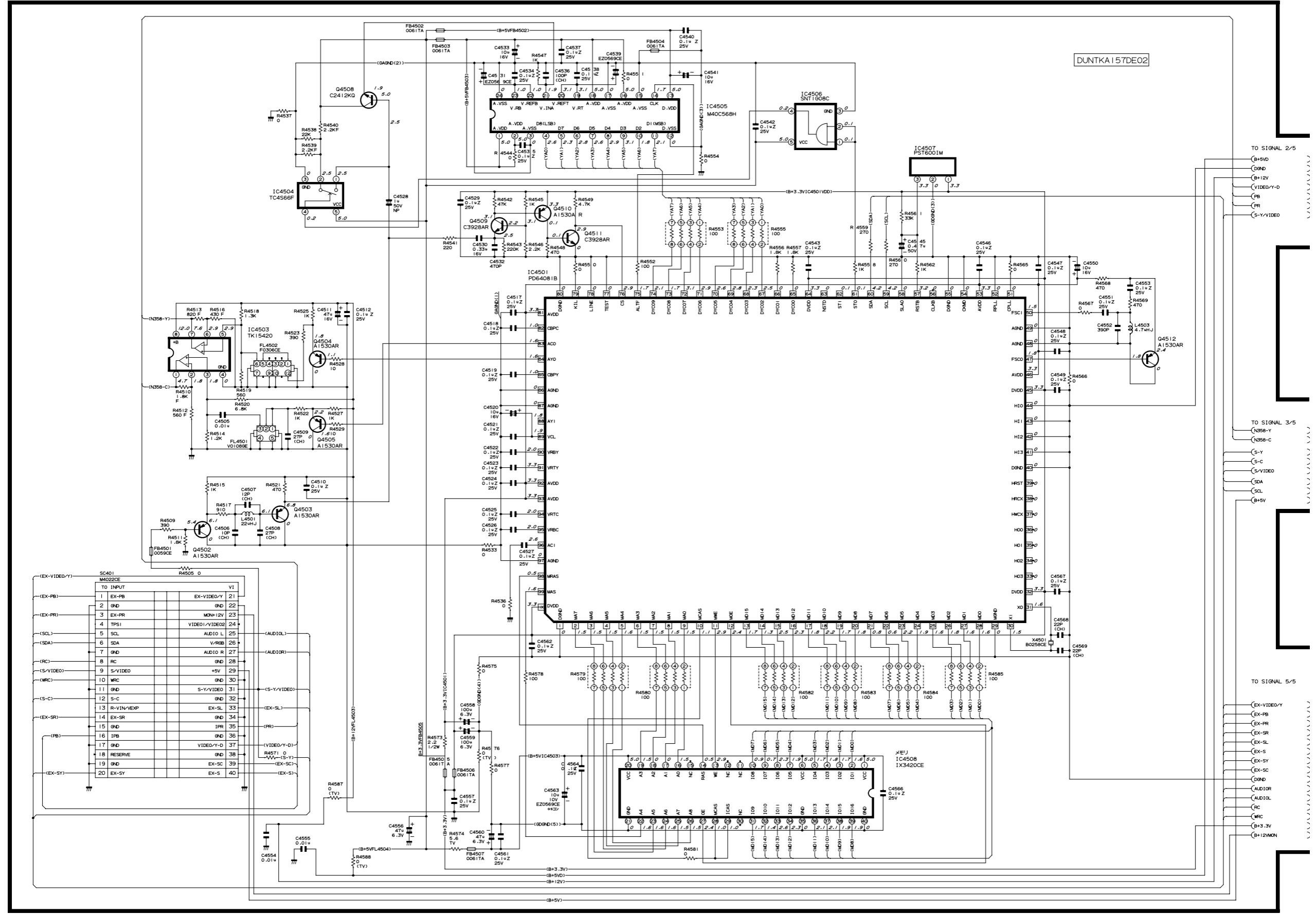


DUNTKA | 55DE

■ SIGNAL UNIT / SIGNALEINHEIT-1/5

H
G
F
E
D
C
B
A

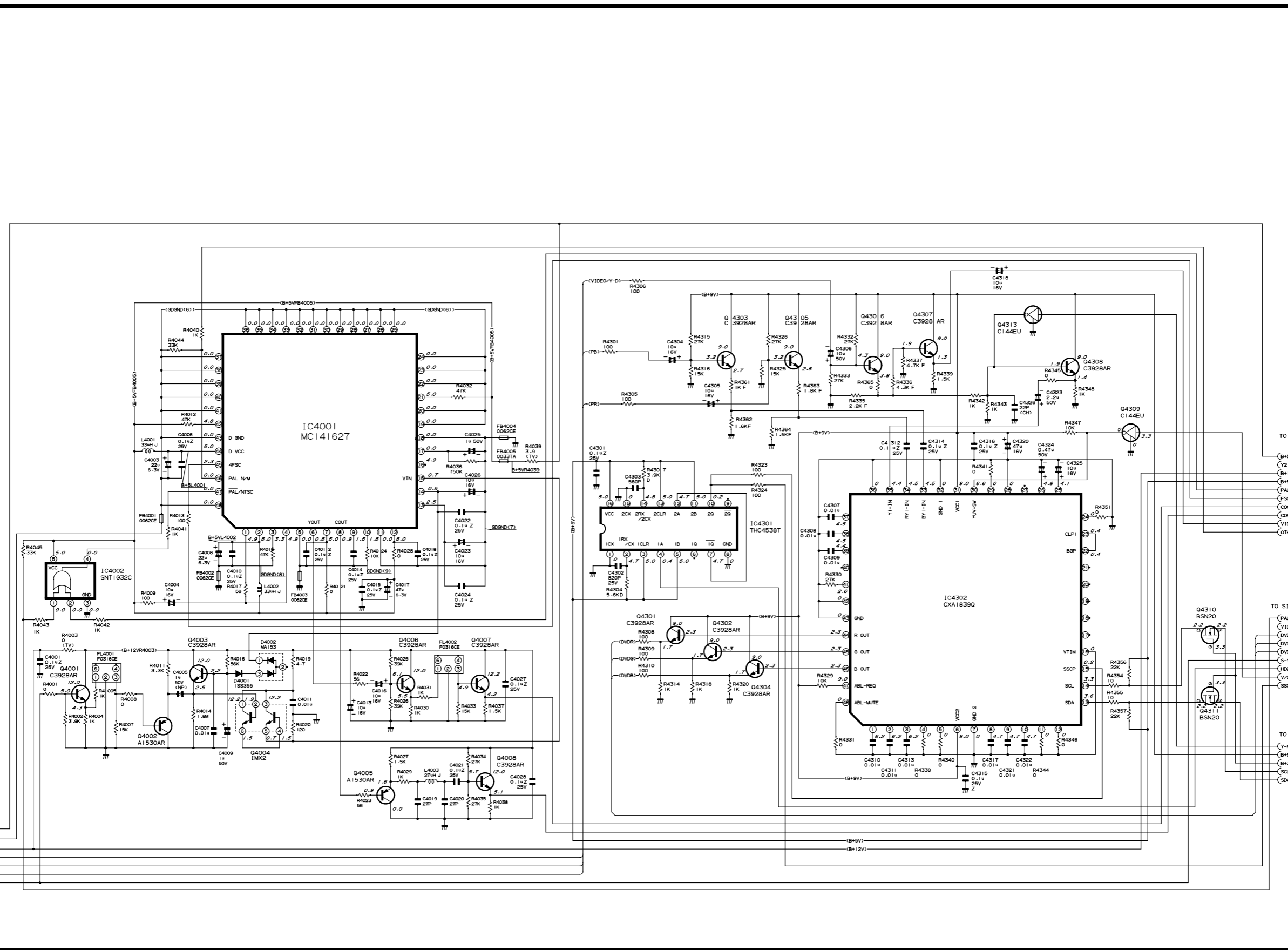
1 2 3 4 5 6 7 8 9 10 11 12 13 14 15 16 17 18 19



■ SIGNAL UNIT / SIGNALEINHEIT-2/5

H
G
F
E
D
C
B
A

TO SIGNAL 1/5
B+5V(D)
D(ND)
B+12V
VIDEO(Y-D)
FB
S-Y-VIDEO



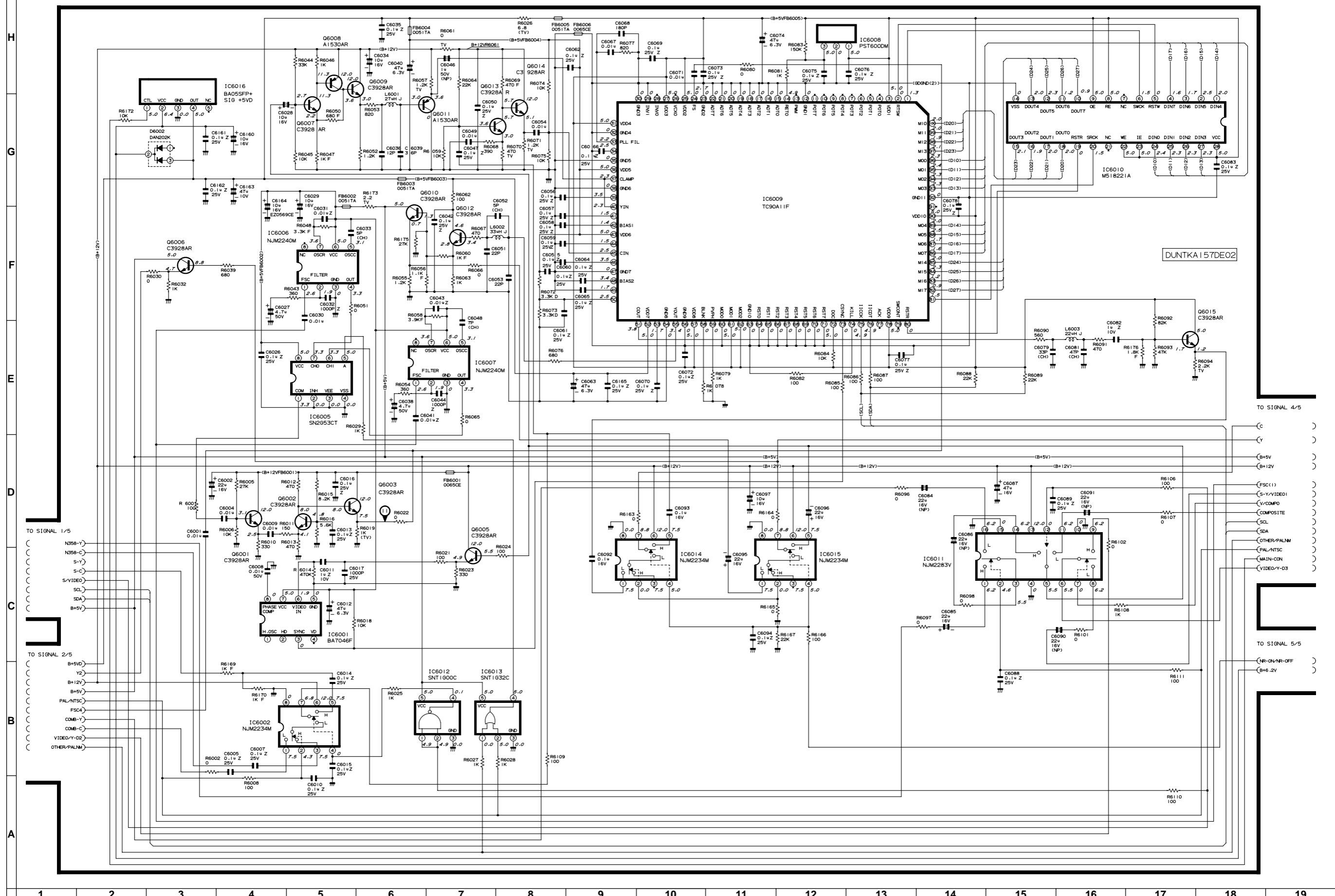
TO SIGNAL 3/5
B+5V(D)
Y2
B+12V
PAL-NTSC
FSC4
COMB-Y
VIDEO-Y-D2
OTHER/PALM

TO SIGNAL 4/5
PALM/PALM
VIDEO-Y-D3
DVIDR
DVIDB
S-Y-VIDEO
HD2
V-COMPO
SSCP

TO SIGNAL 5/5
Y-MUTE
B+9V
B+3.3V
SCL-1
SDA-1

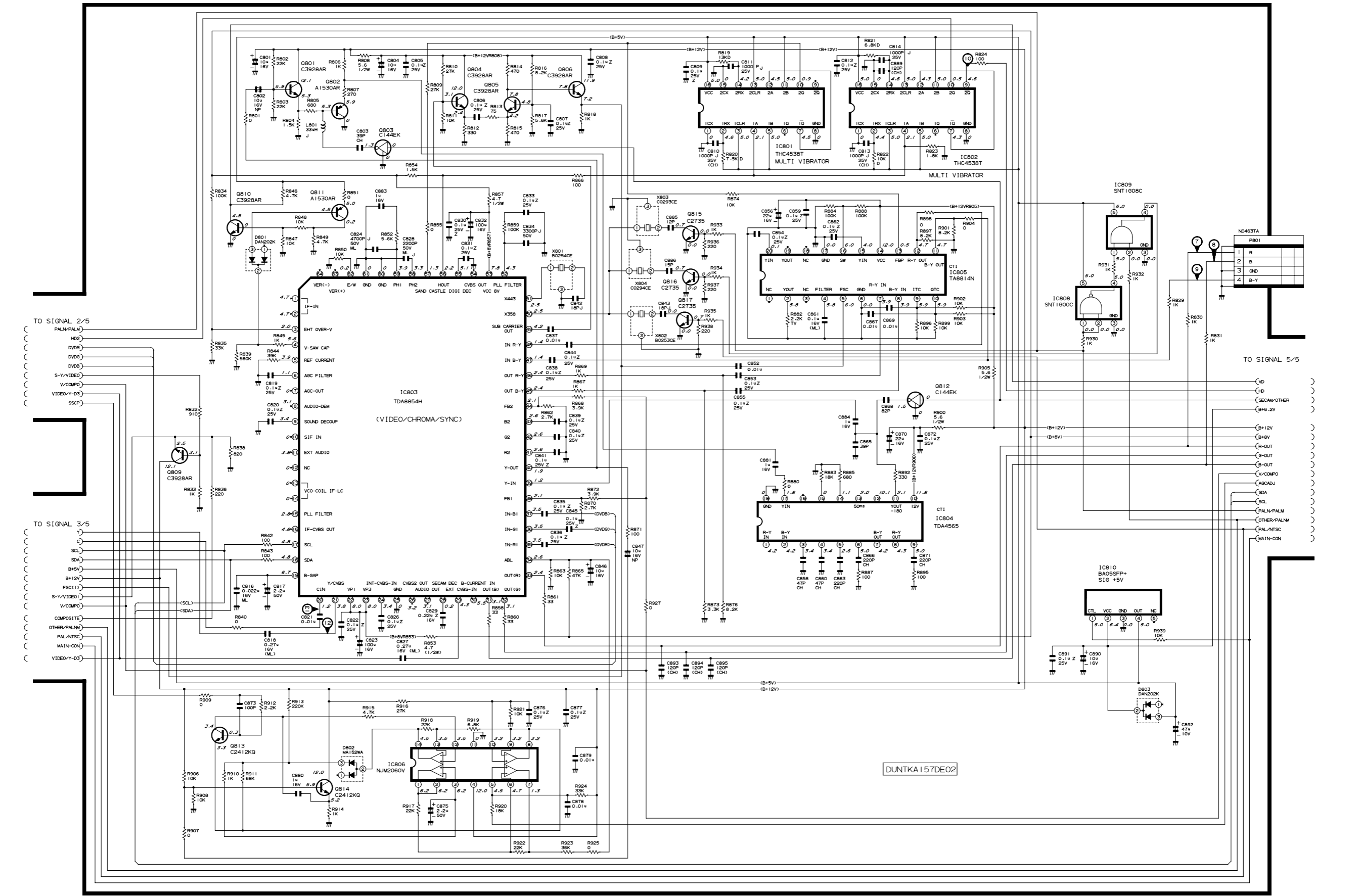
1 2 3 4 5 6 7 8 9 10 11 12 13 14 15 16 17 18 19

SIGNAL UNIT / SIGNALEINHEIT-3/5



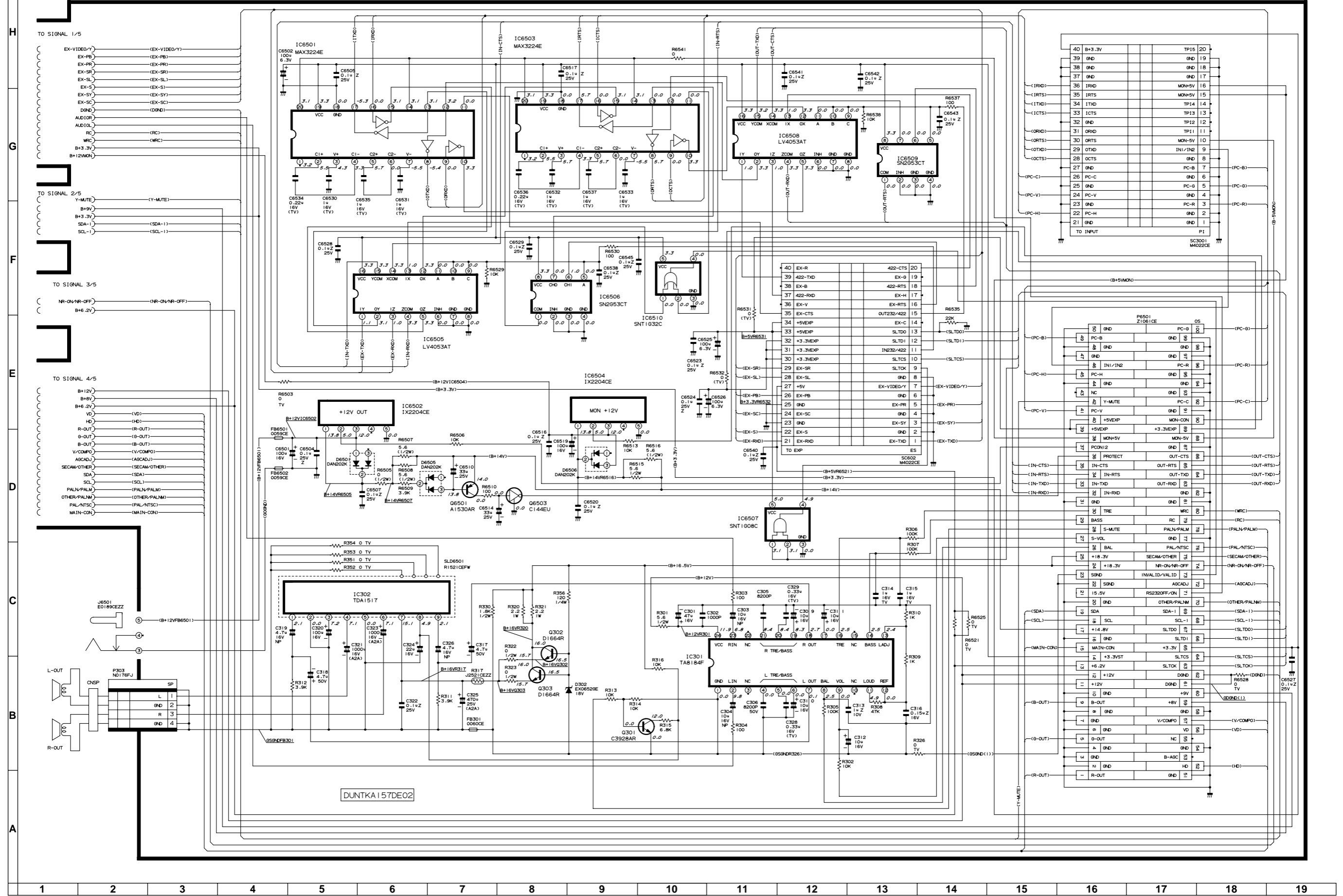
■ SIGNAL UNIT / SIGNALEINHEIT-4/5

H
G
F
E
D
C
B
A



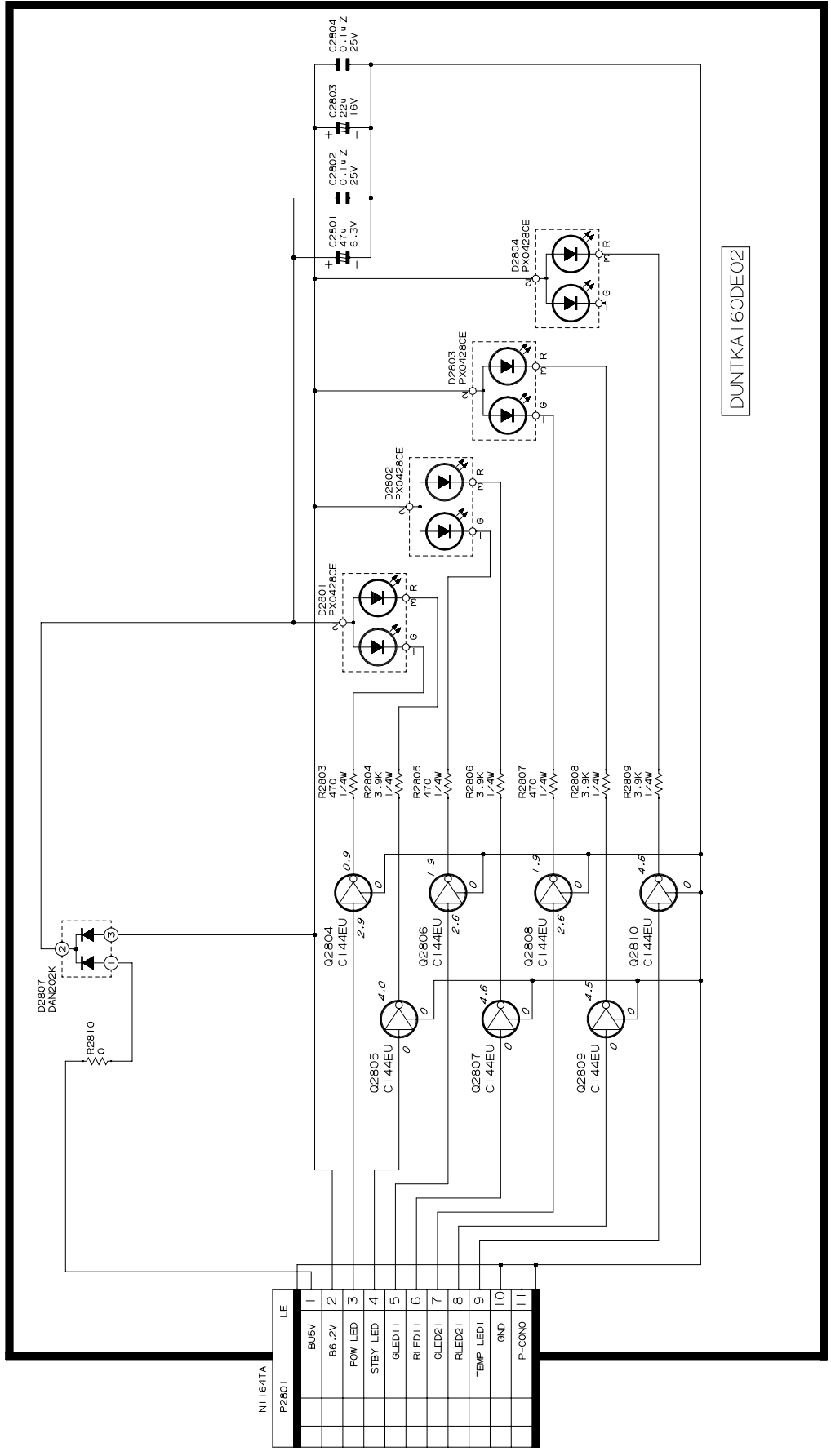
1 2 3 4 5 6 7 8 9 10 11 12 13 14 15 16 17 18 19

SIGNAL UNIT / SIGNALEINHEIT-5/5



■ LED UNIT / LED-EINHEIT

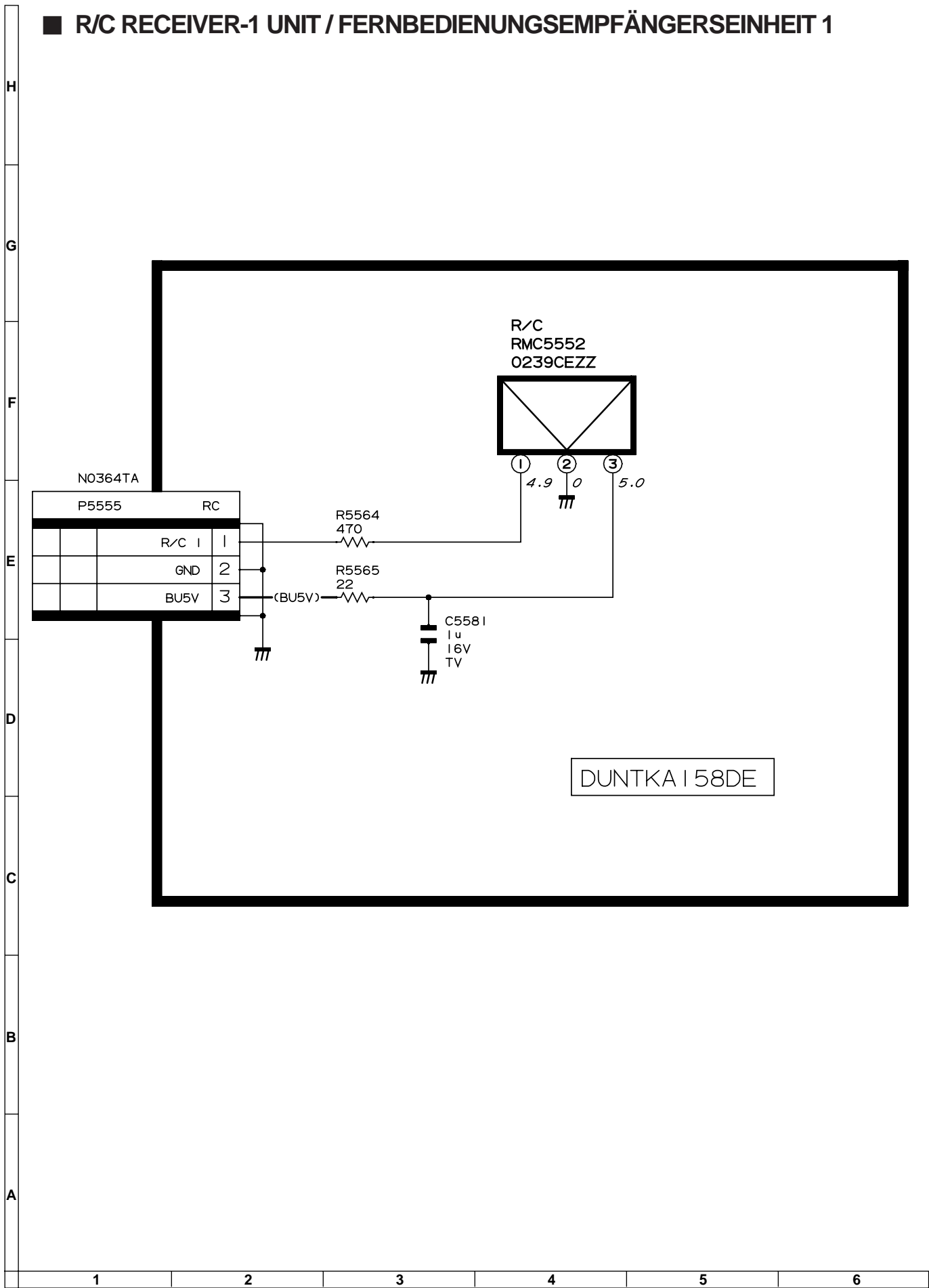
H
G
F
E
D
C
B
A



DUNTKA I 60DE02

1 2 3 4 5 6

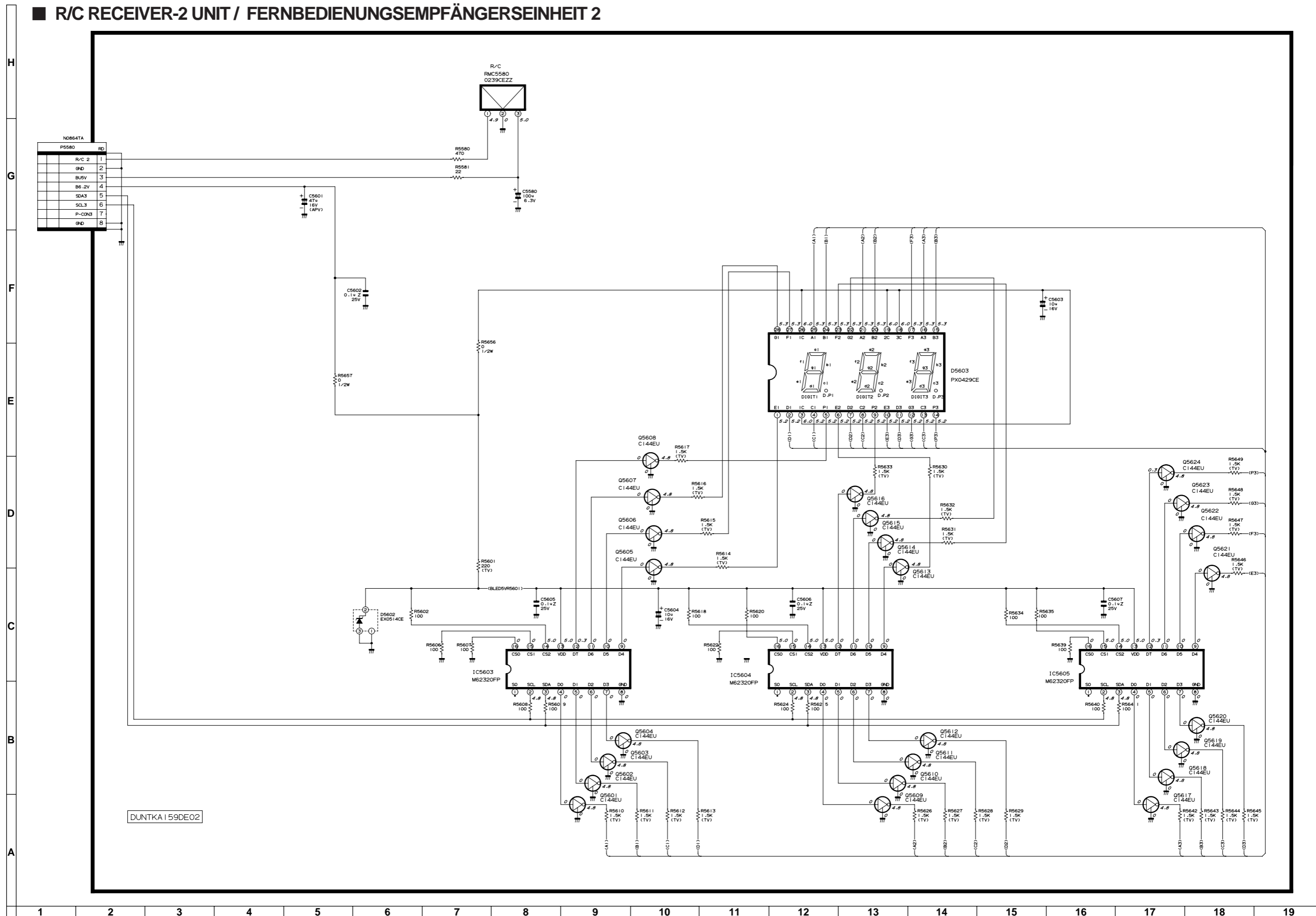
■ R/C RECEIVER-1 UNIT / FERNBEDIENUNGSEMPFÄNGERSEINHEIT 1



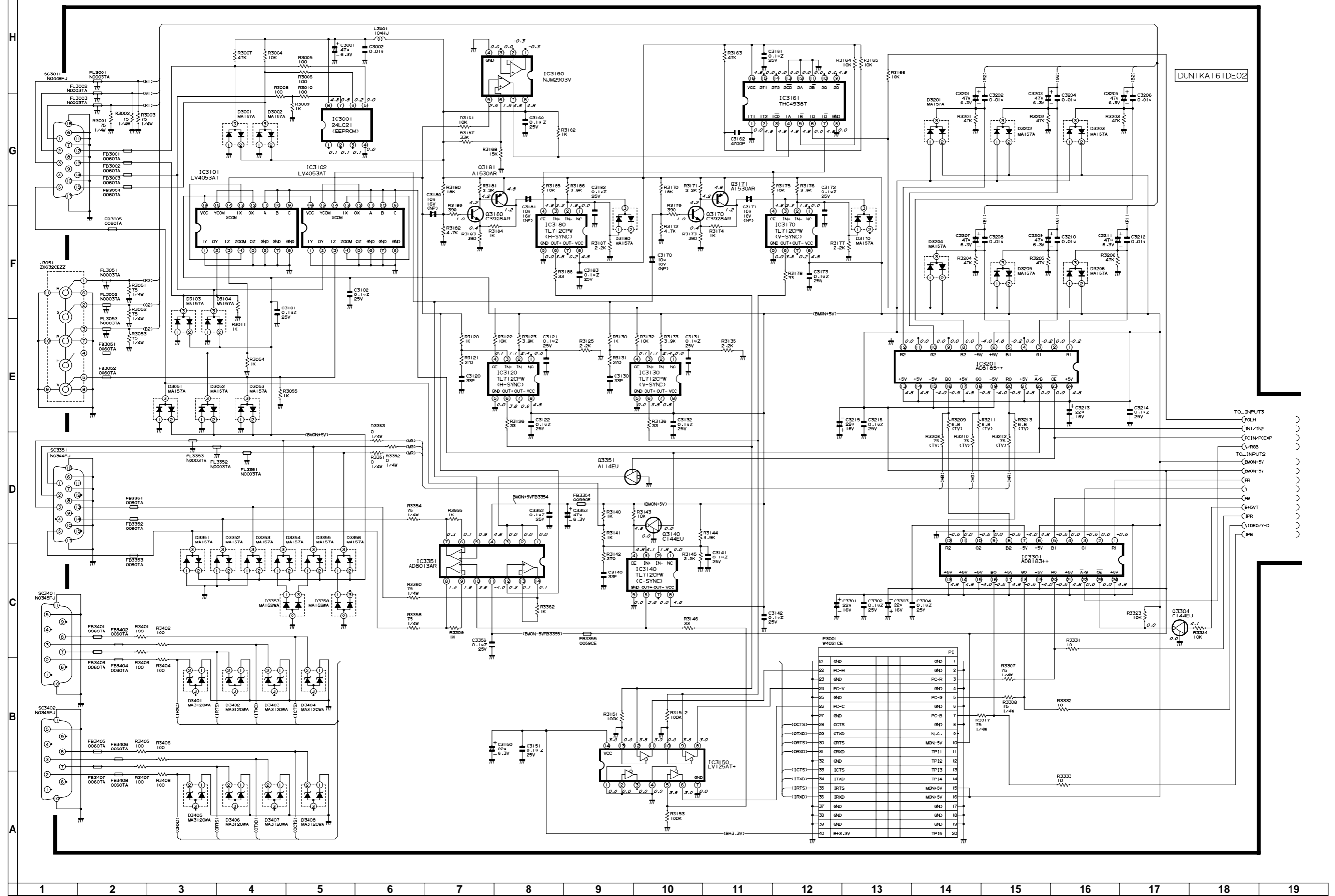
H
G
F
E
D
C
B
A

1 2 3 4 5 6

R/C RECEIVER-2 UNIT / FERNBEDIENUNGSEMPFÄNGERSEINHEIT 2

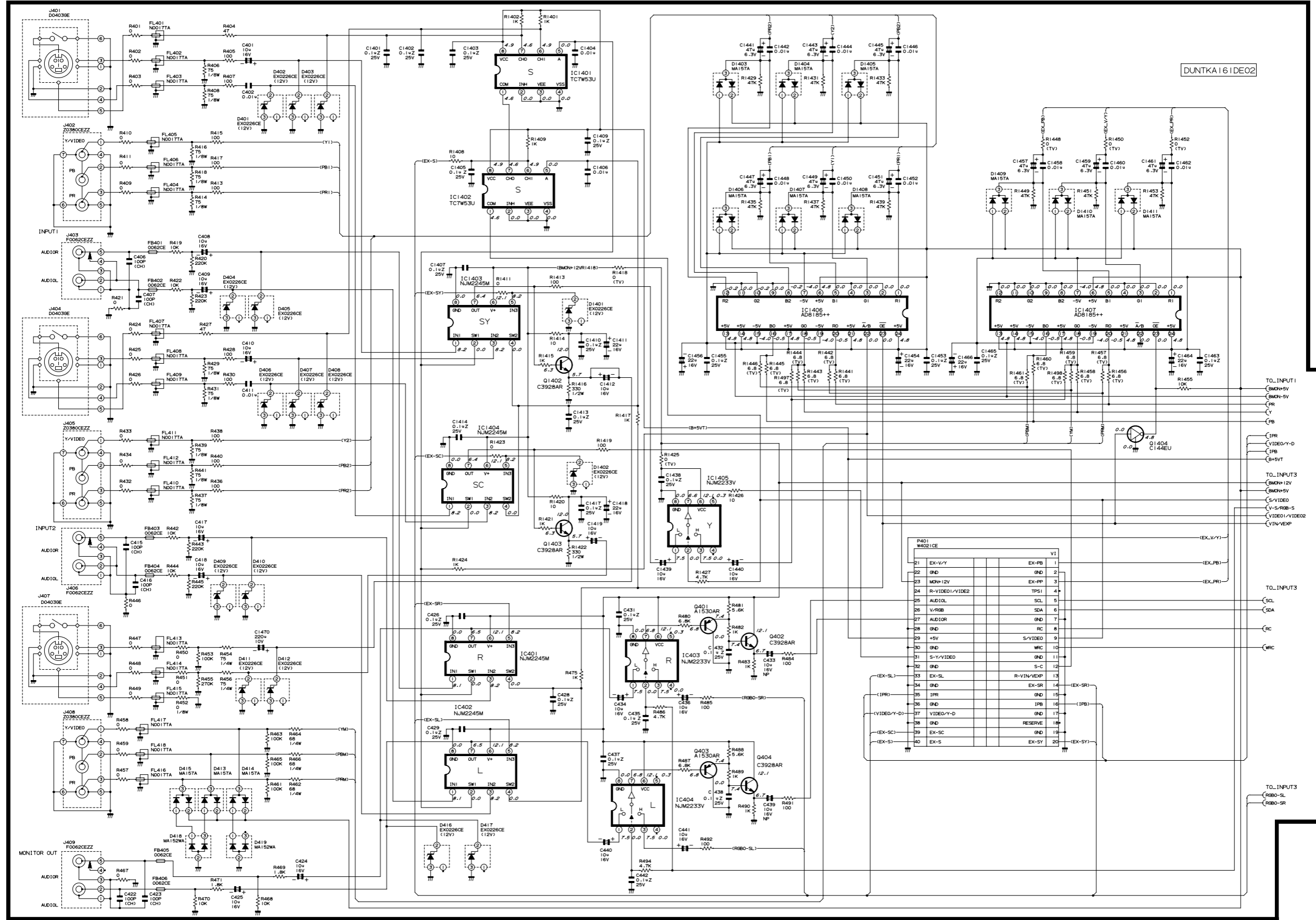


INPUT UNIT / EINGANGSEINHEIT-1/3



INPUT UNIT / EINGANGSEINHEIT-2/3

H
G
F
E
D
C
B
A



DUNTKA I 6 IDE02

R401 W402ICE		V1	
21	EX-V/Y	EX-PB	1
22	GND	GND	2
23	MON+12V	EX-PP	3
24	R-VIDEO1/Y/IDE2	TPS1	4
25	AUDIOL	SCL	5
26	V/RBB	SDA	6
27	AUDIOR	GND	7
28	GND	RC	8
29	+5V	S-VIDEO	9
30	GND	WRC	10
31	S-Y/VIDEO	GND	11
32	GND	S-C	12
33	EX-SL	R-VIN/VEP	13
34	GND	EX-SR	14
35	IPR	GND	15
36	GND	IPB	16
37	VIDEO-Y-D	GND	17
38	GND	RESERVE	18
39	EX-SC	GND	19
40	EX-S	EX-SY	20

- TO_INPUT1
- (BMON+5V)
- (BMON-5V)
- FR
- Y
- (PB)
- (PR)
- (Y-VIDEO)
- (BMON+12V)
- (S-VIDEO)
- (V-S/RBB-S)
- (VIDEO1/VIDEO2)
- (VIN/VEP)
- TO_INPUT3
- (SCL)
- (SDA)
- (RC)
- (WRC)
- TO_INPUT3
- (RBO-SL)
- (RBO-SR)

1 2 3 4 5 6 7 8 9 10 11 12 13 14 15 16 17 18 19

INPUT UNIT / EINGANGSEINHEIT-3/3

H

G

F

E

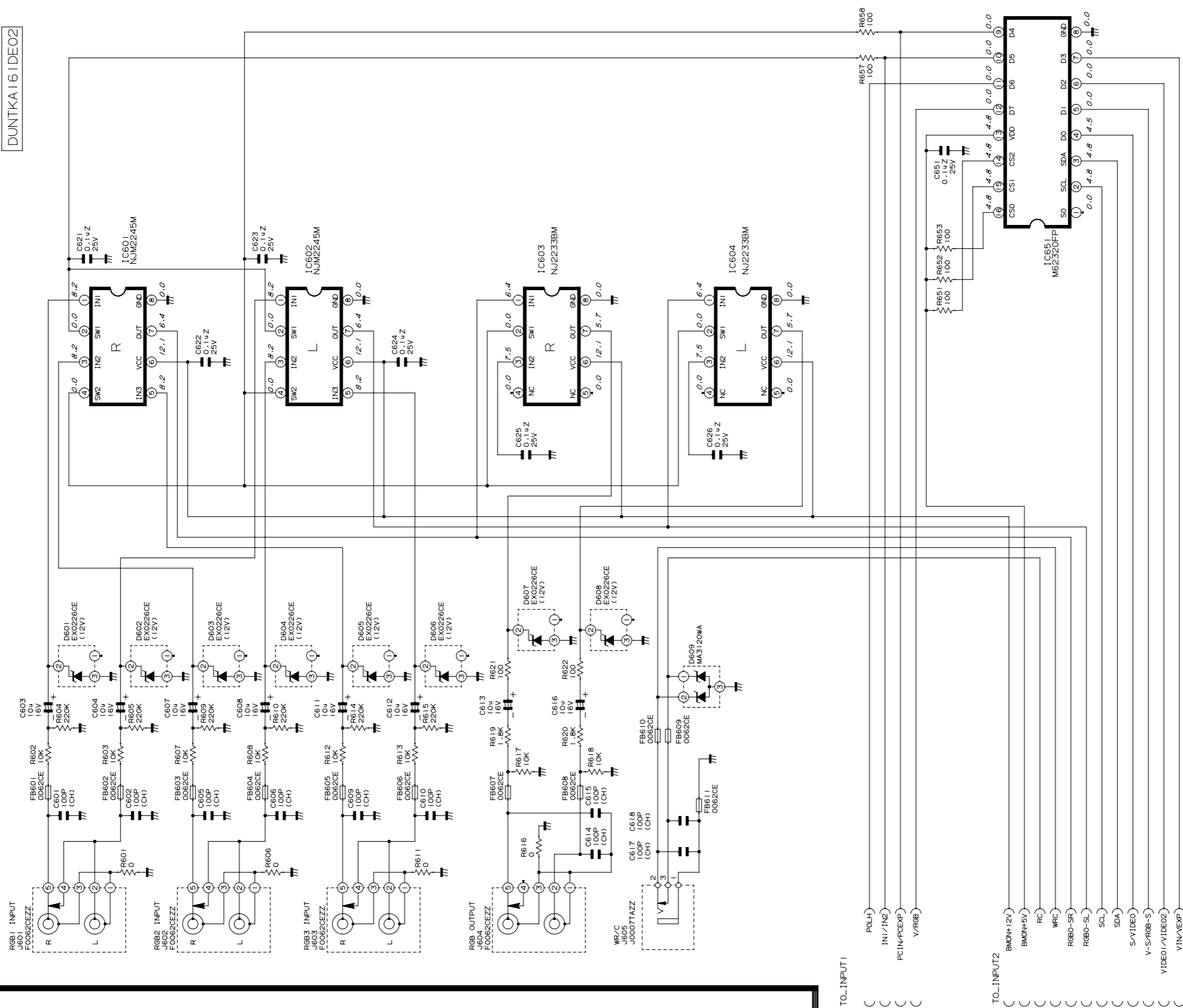
D

C

B

A

DUNTKA | 6 | DE02



TO_INPUT1

- () POLH)
- () IN1/IN2)
- () PCIN/PCXP)
- () V/RBB)

TO_INPUT2

- () BMON+12V)
- () BMON+5V)
- () RC)
- () WFC)
- () RGBO-SR)
- () RGBO-SL)
- () SCL)
- () SDA)
- () S-VIDEO)
- () V-S/RBB-S)
- () VIDEO1/VIDEO2)
- () VIN/VEP)

1

2

3

4

5

6

7

8

9

10

11

12

13

14

15

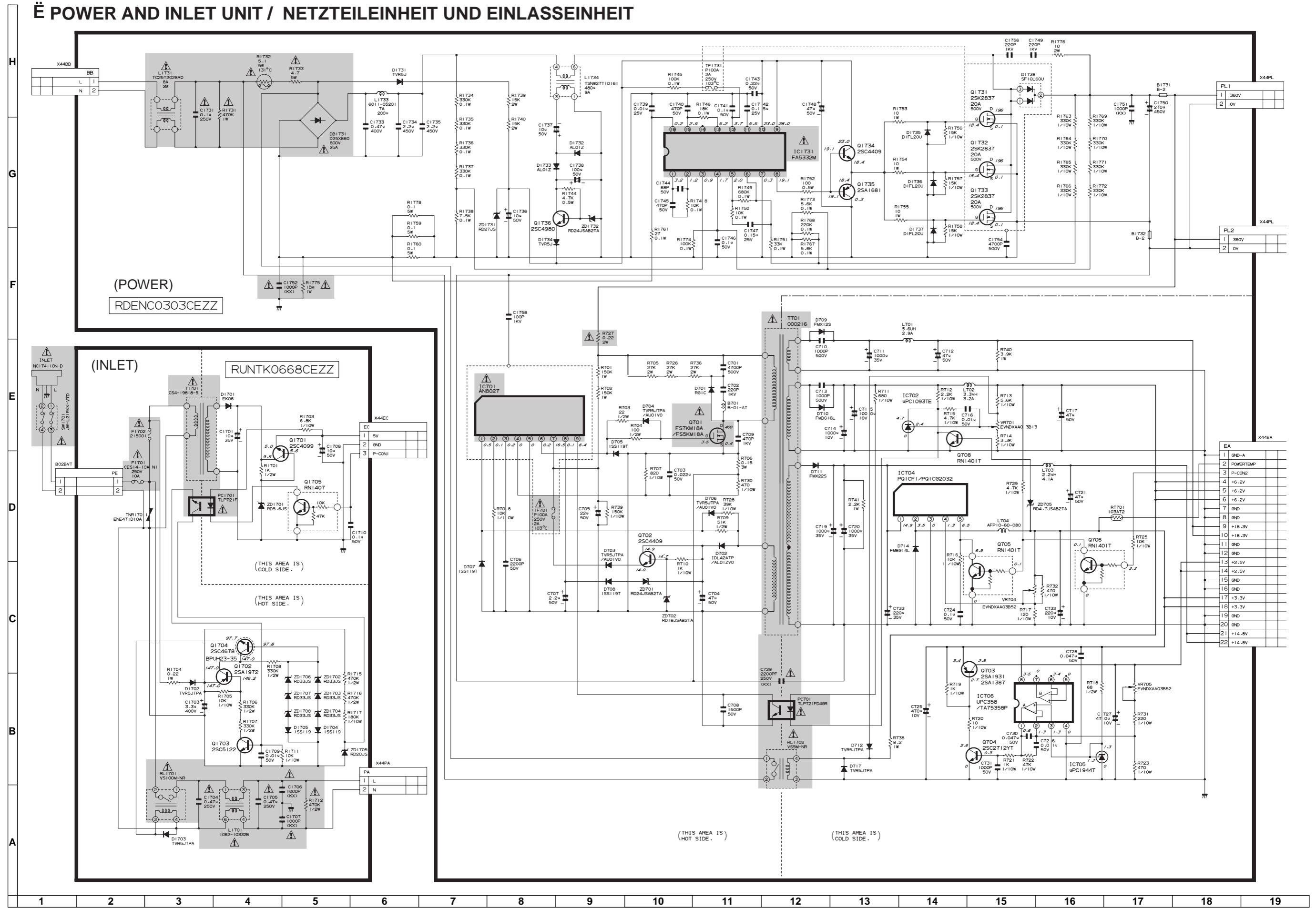
16

17

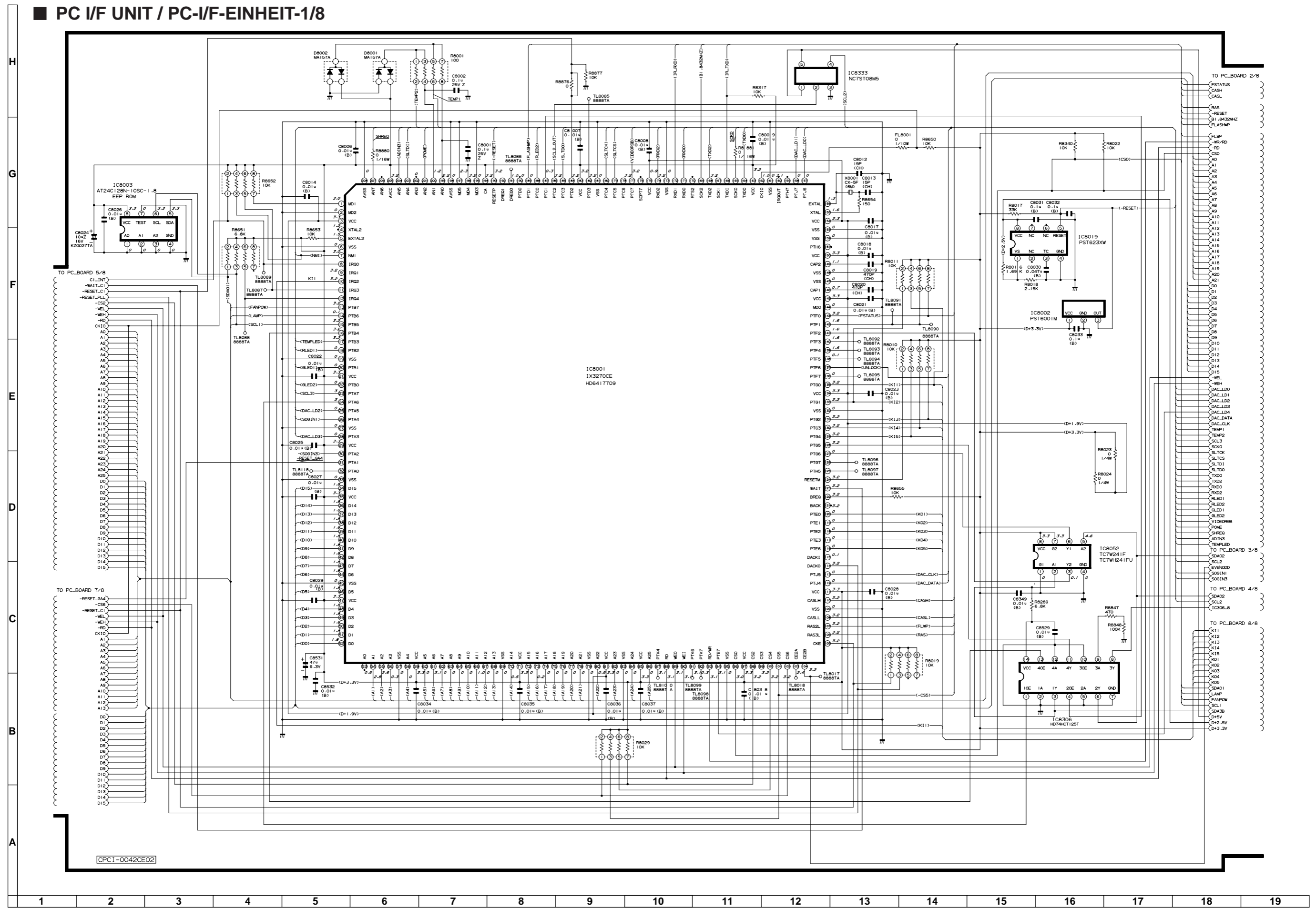
18

19

Ë POWER AND INLET UNIT / NETZTEILEINHEIT UND EINLASSEINHEIT

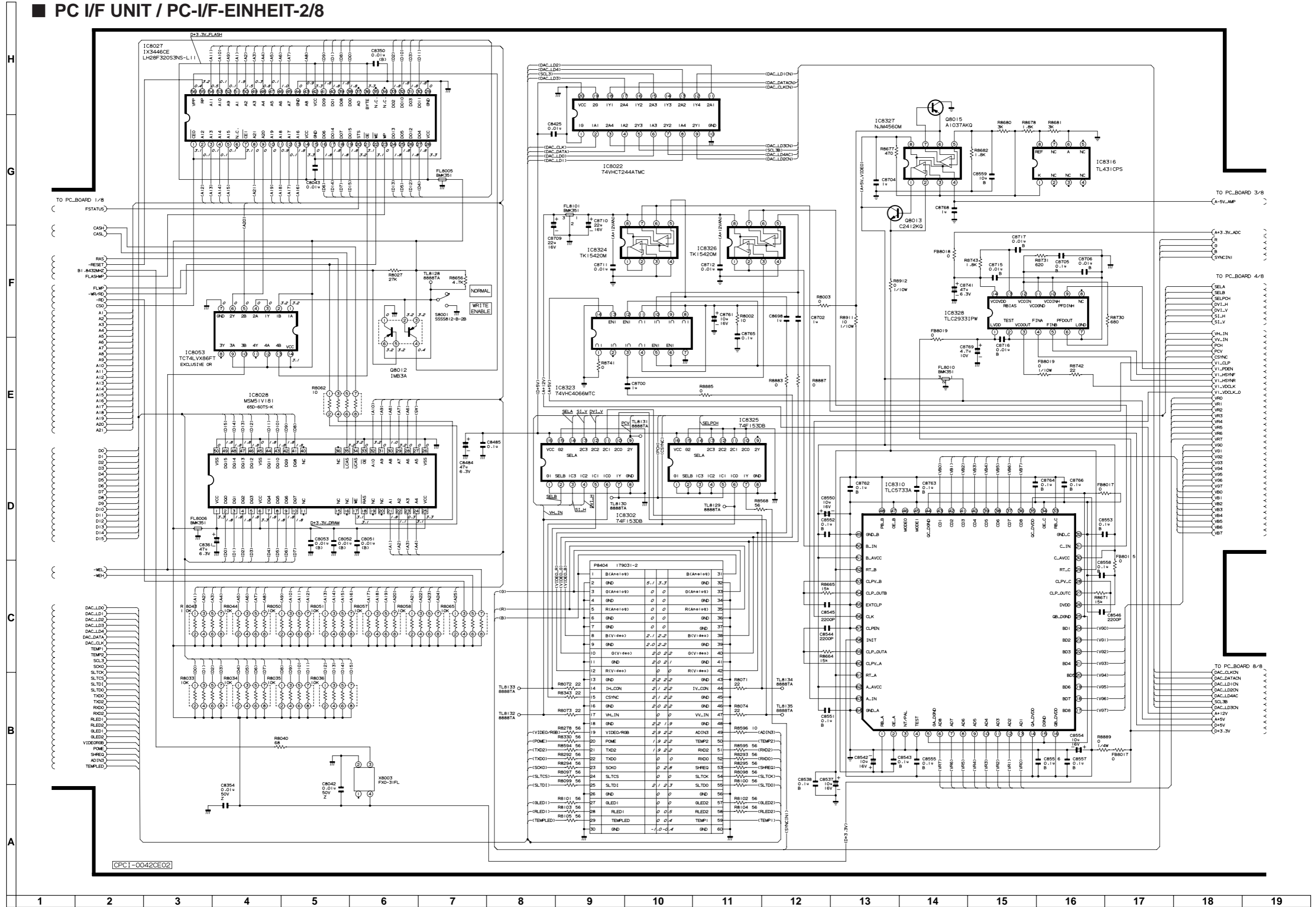


PC I/F UNIT / PC-I/F-EINHEIT-1/8

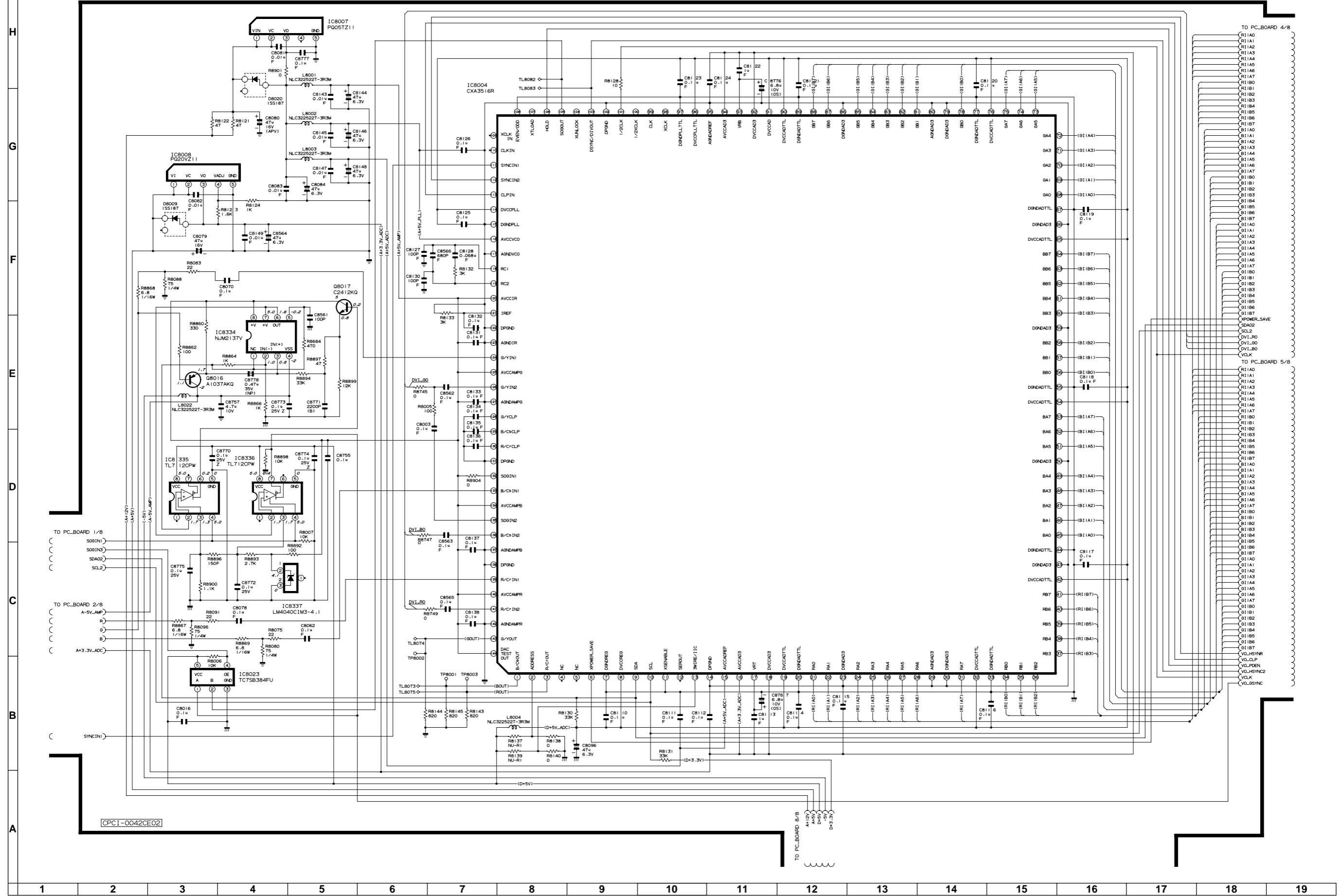


CPC1-0042CE02

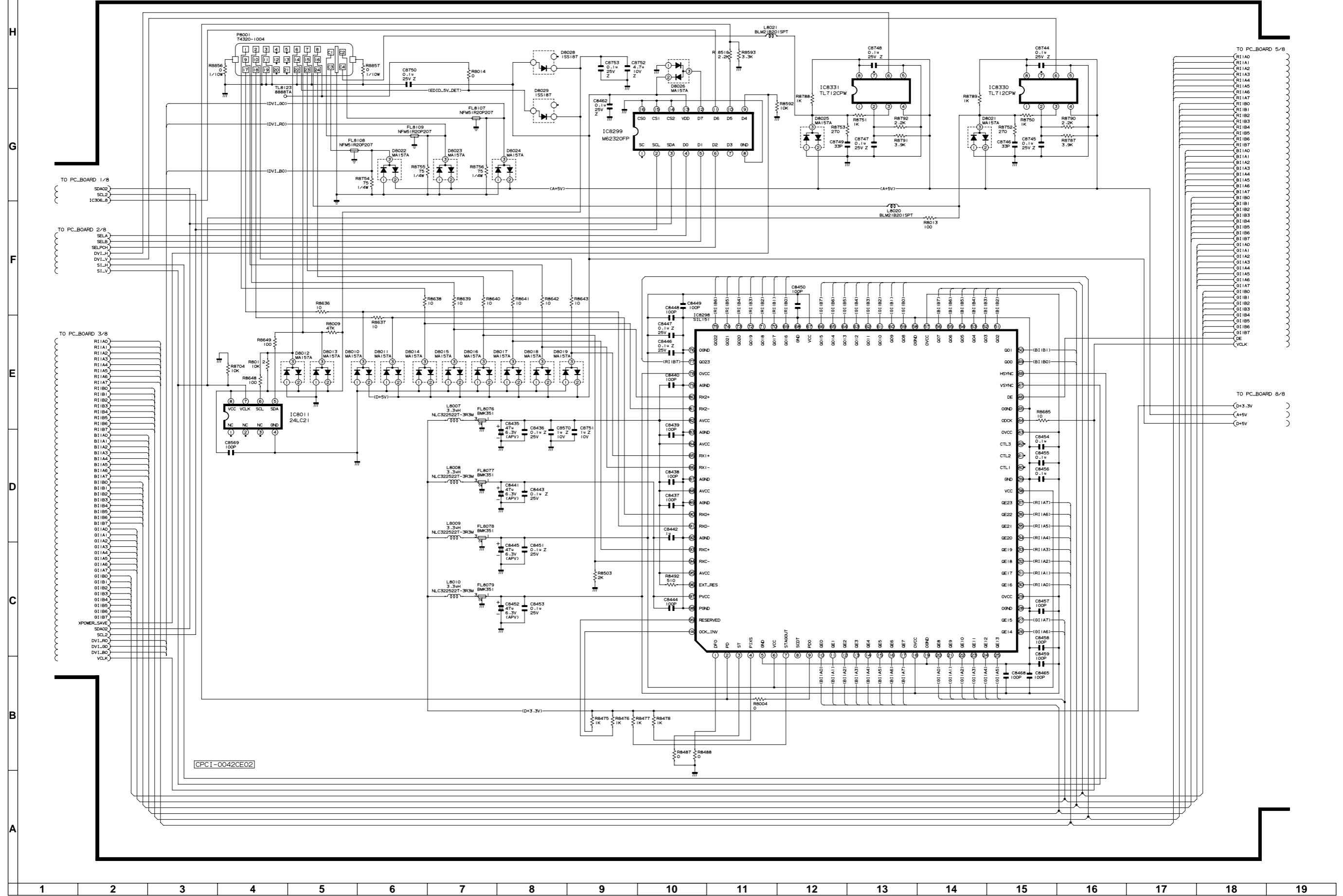
PC I/F UNIT / PC-I/F-EINHEIT-2/8



PC I/F UNIT / PC-I/F-EINHEIT-3/8



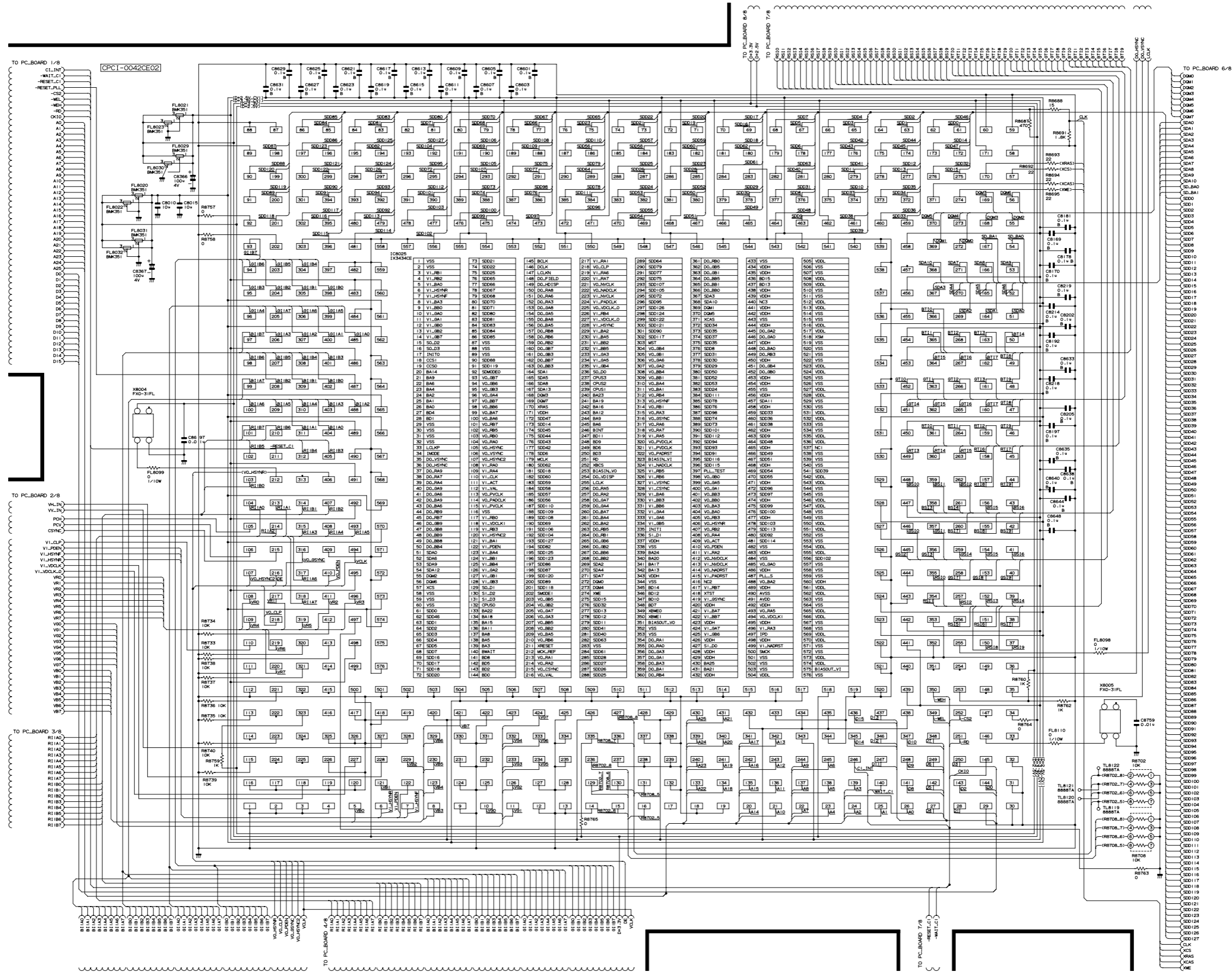
■ PC I/F UNIT / PC-I/F-EINHEIT-4/8



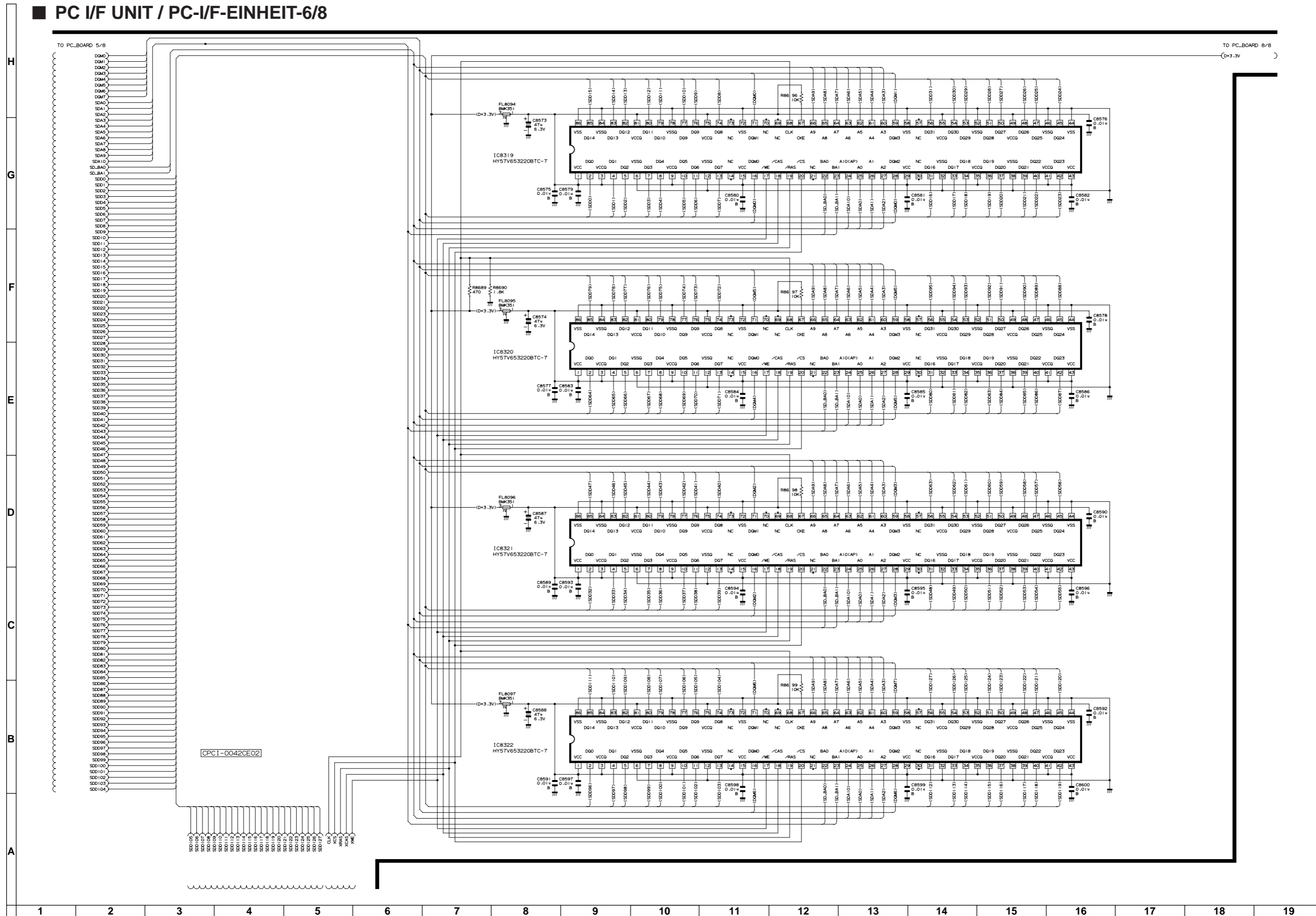
H
G
F
E
D
C
B
A

1 2 3 4 5 6 7 8 9 10 11 12 13 14 15 16 17 18 19

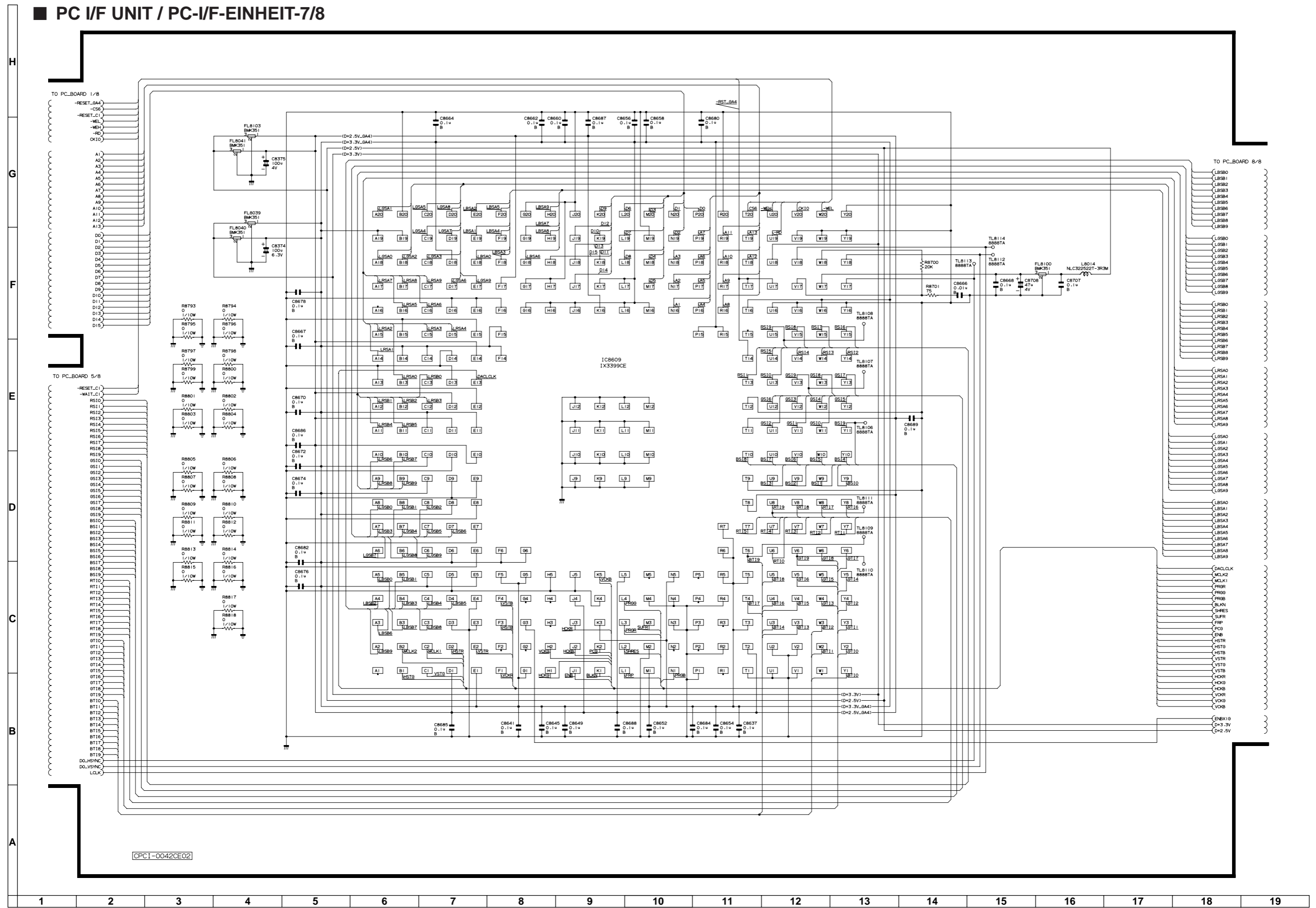
PC I/F UNIT / PC-I/F-EINHEIT-5/8



■ PC I/F UNIT / PC-I/F-EINHEIT-6/8

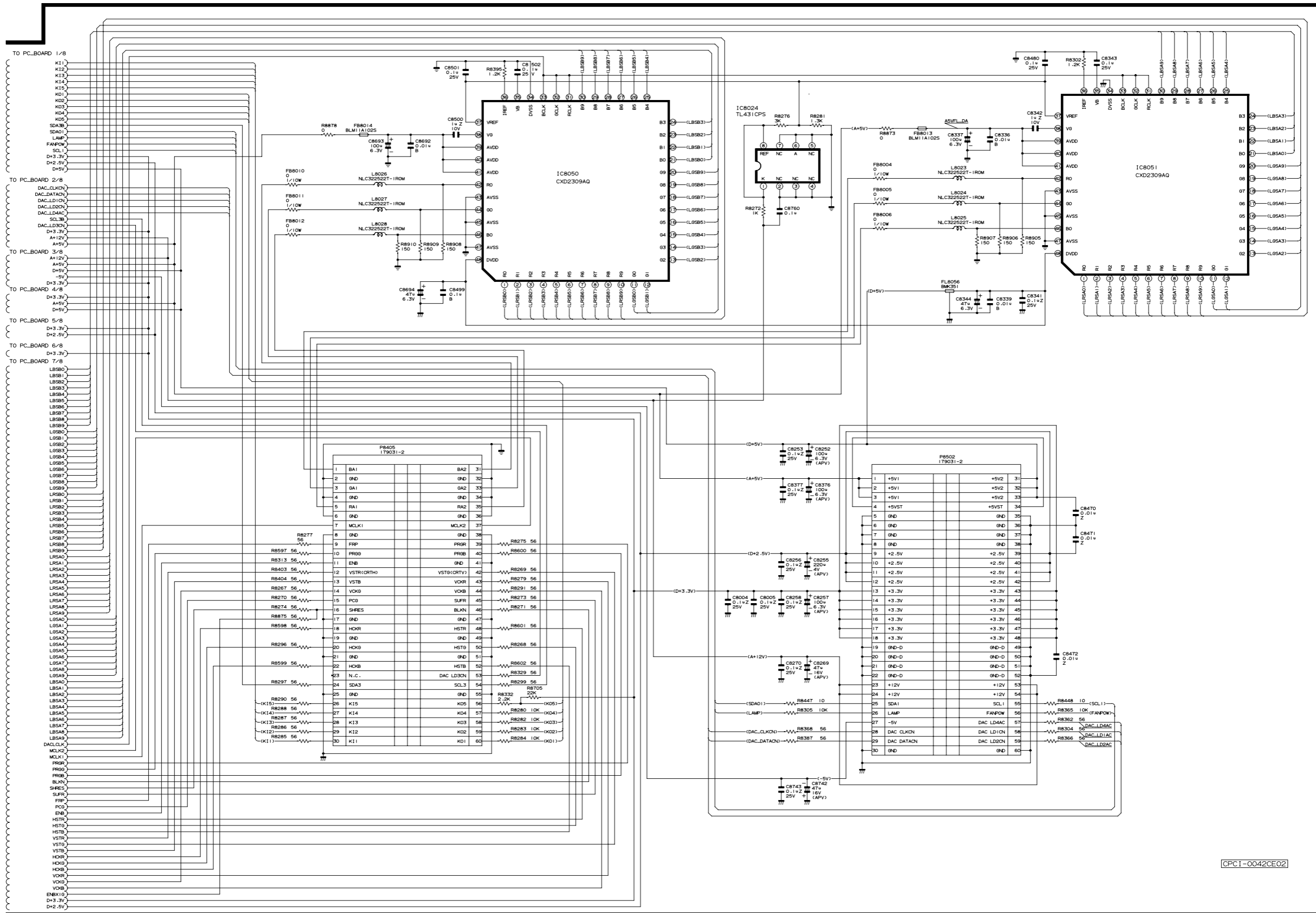


PC I/F UNIT / PC-I/F-EINHEIT-7/8



CPCI-0042CE02


■ PC I/F UNIT / PC-I/F-EINHEIT-8/8



CPCI-0042CE02

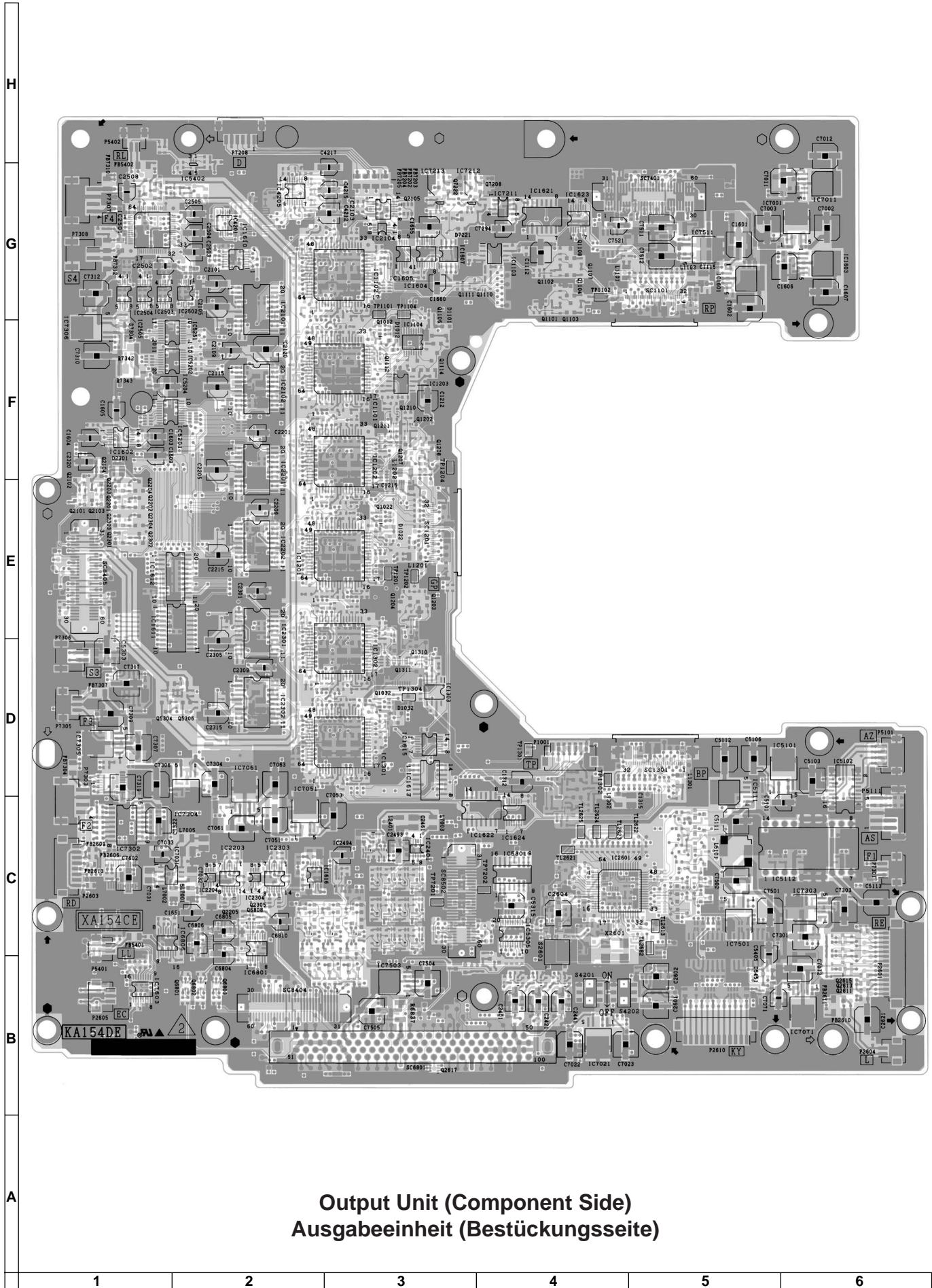
PRINTED WIRING BOARD ASSEMBLIES LEITERPLATTENEINHEITEN

H
G
F
E
D
C
B
A



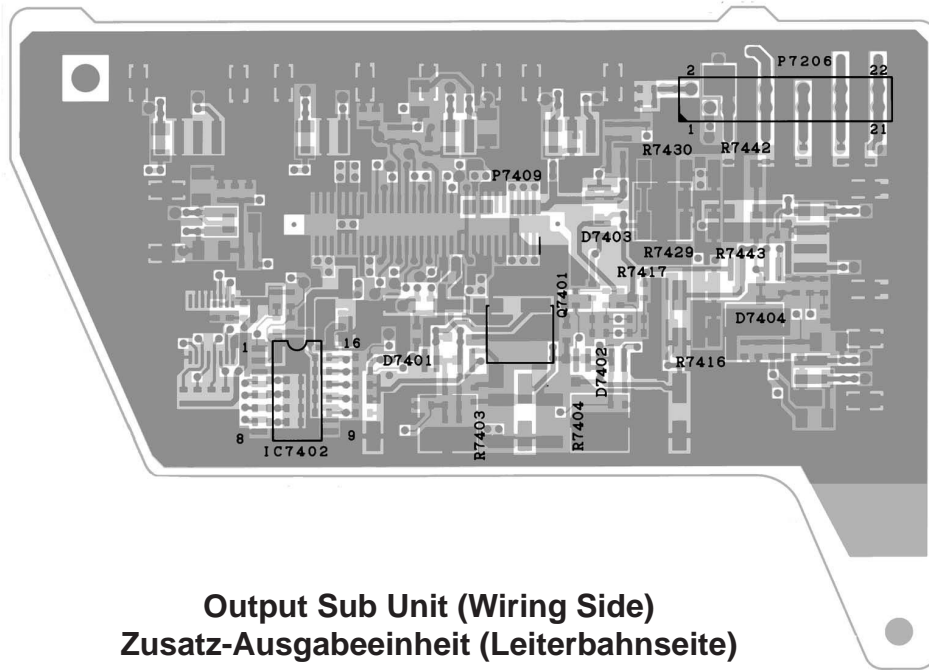
Output Unit (Wiring Side)
Ausgabereinheit (Leiterbahnseite)

1 2 3 4 5 6

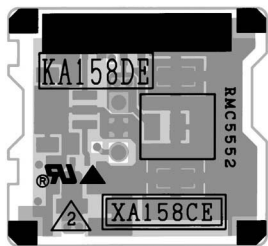


Output Unit (Component Side)
Ausgabereinheit (Bestückungsseite)

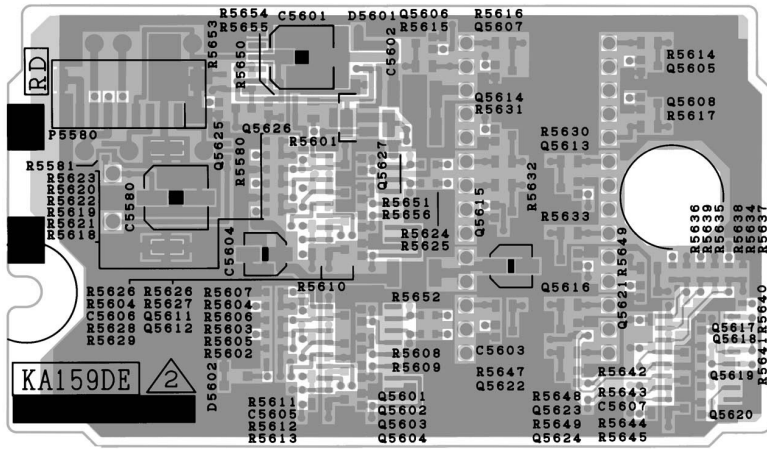
H
G
F
E
D
C
B
A



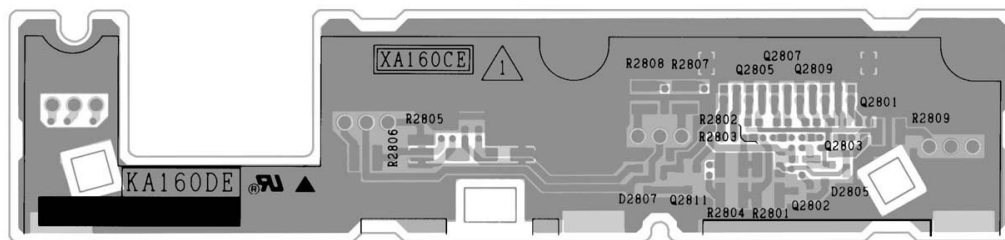
Output Sub Unit (Wiring Side)
Zusatz-Ausgabeeinheit (Leiterbahnseite)



R/C Receiver-1 Unit (Wiring Side)
Fernbedienungsempfängerseinheit 1 (Leiterbahnseite)



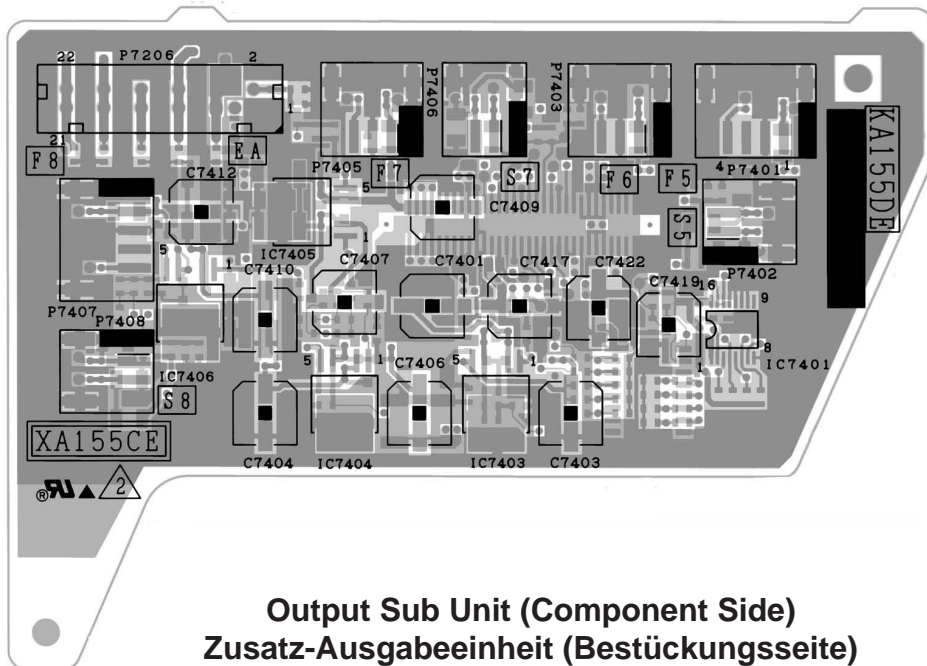
R/C Receiver-2 Unit (Wiring Side)
Fernbedienungsempfängerseinheit 2 (Leiterbahnseite)



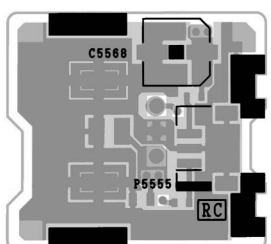
LED Unit (Wiring Side)
LED einheit (Leiterbahnseite)

1 2 3 4 5 6

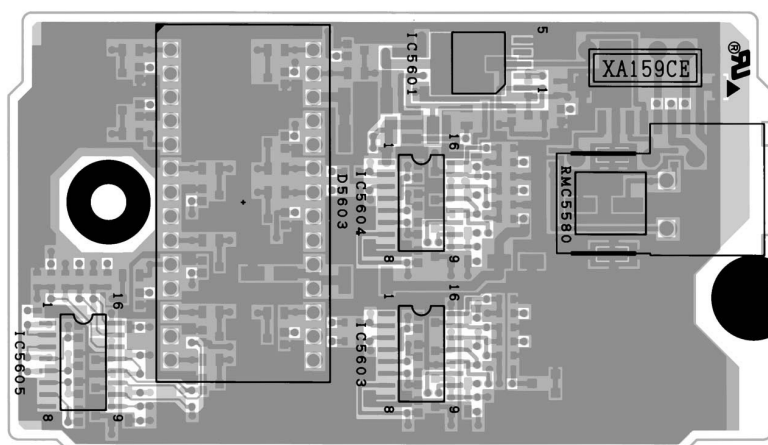
H
G
F
E
D
C
B
A



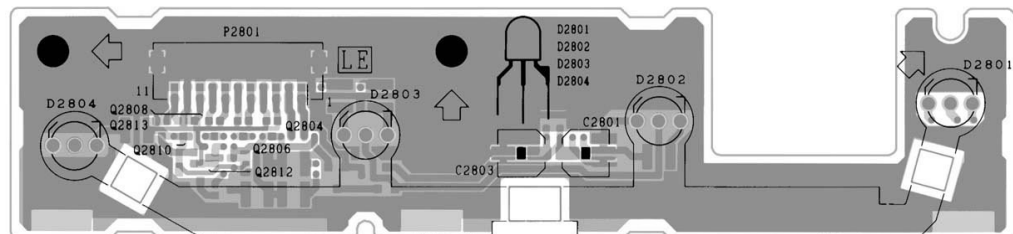
Output Sub Unit (Component Side)
Zusatz-Ausgabereinheit (Bestückungsseite)



R/C Receiver-1 Unit (Component Side)
Fernbedienungsempfängerseinheit 1 (Bestückungsseite)

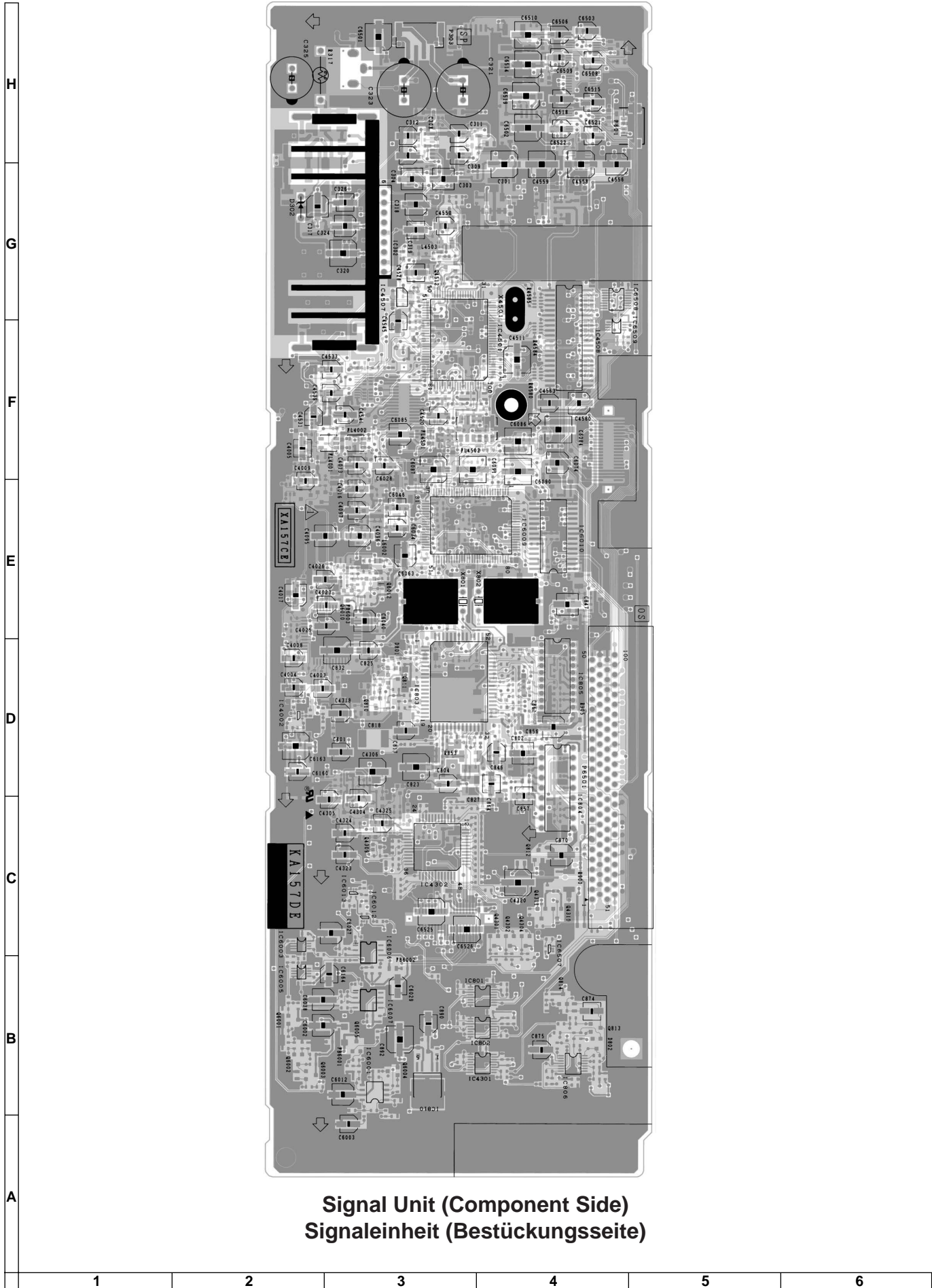


R/C Receiver-2 Unit (Component Side)
Fernbedienungsempfängerseinheit 2 (Bestückungsseite)



LED Unit (Component Side)
LED einheit (Bestückungsseite)

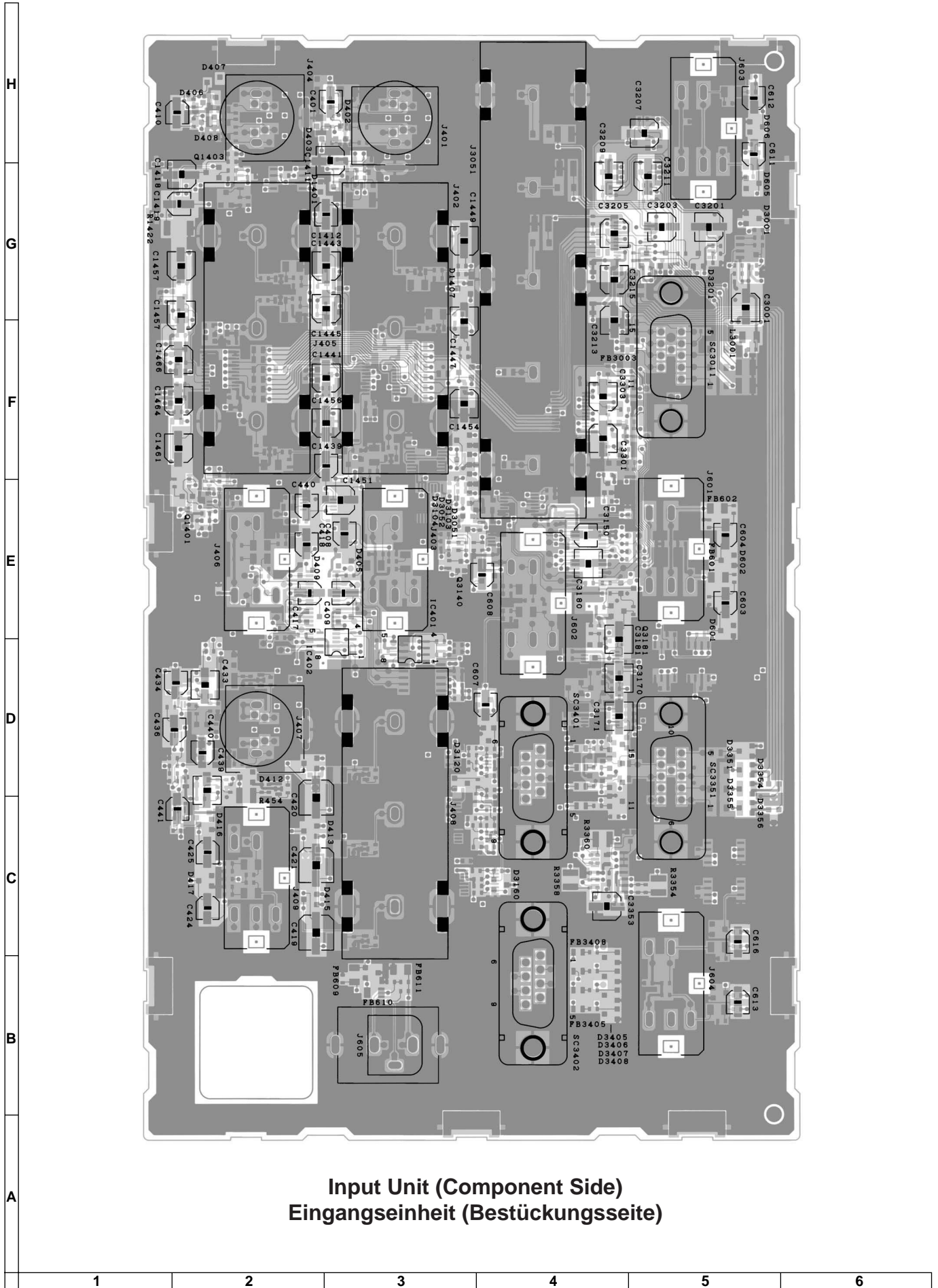
1 2 3 4 5 6



Signal Unit (Component Side)
Signaleinheit (Bestückungsseite)

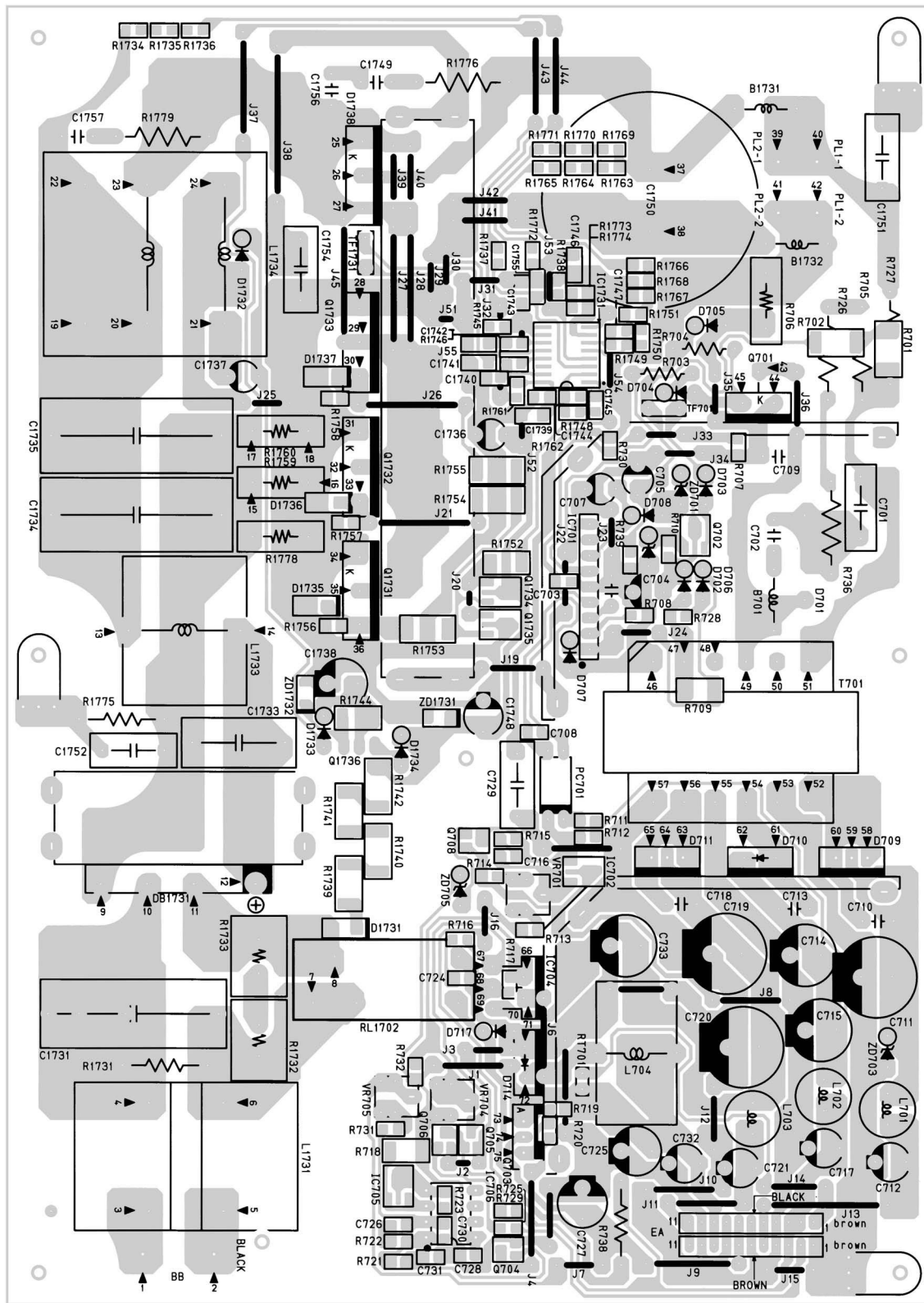


Input Unit (Wiring Side)
Eingangsseinheit (Leiterbahnseite)



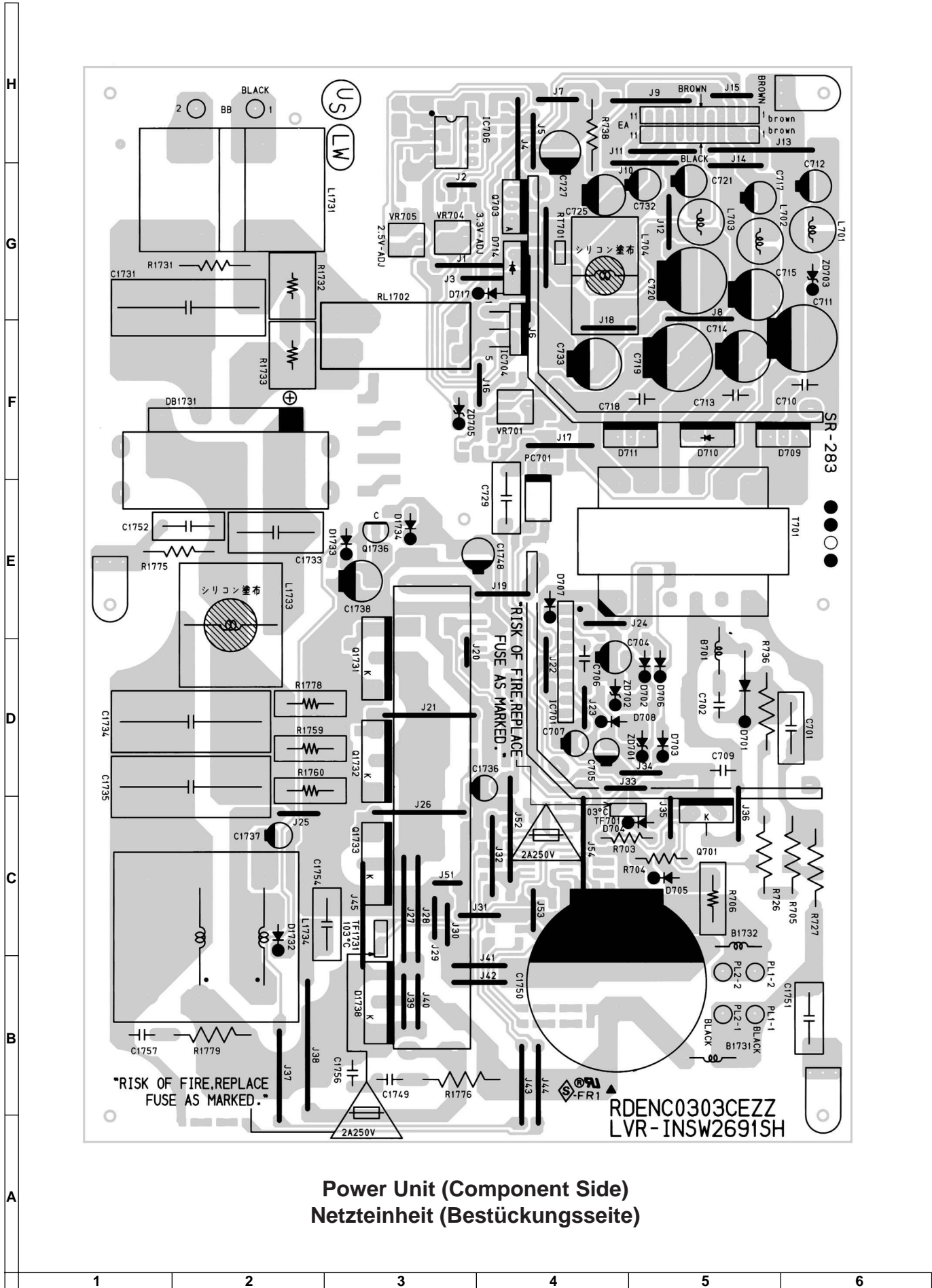
Input Unit (Component Side)
Eingangseinheit (Bestückungsseite)

H
G
F
E
D
C
B
A




Power Unit (Wiring Side)
Netzteinheit (Leiterbahnseite)

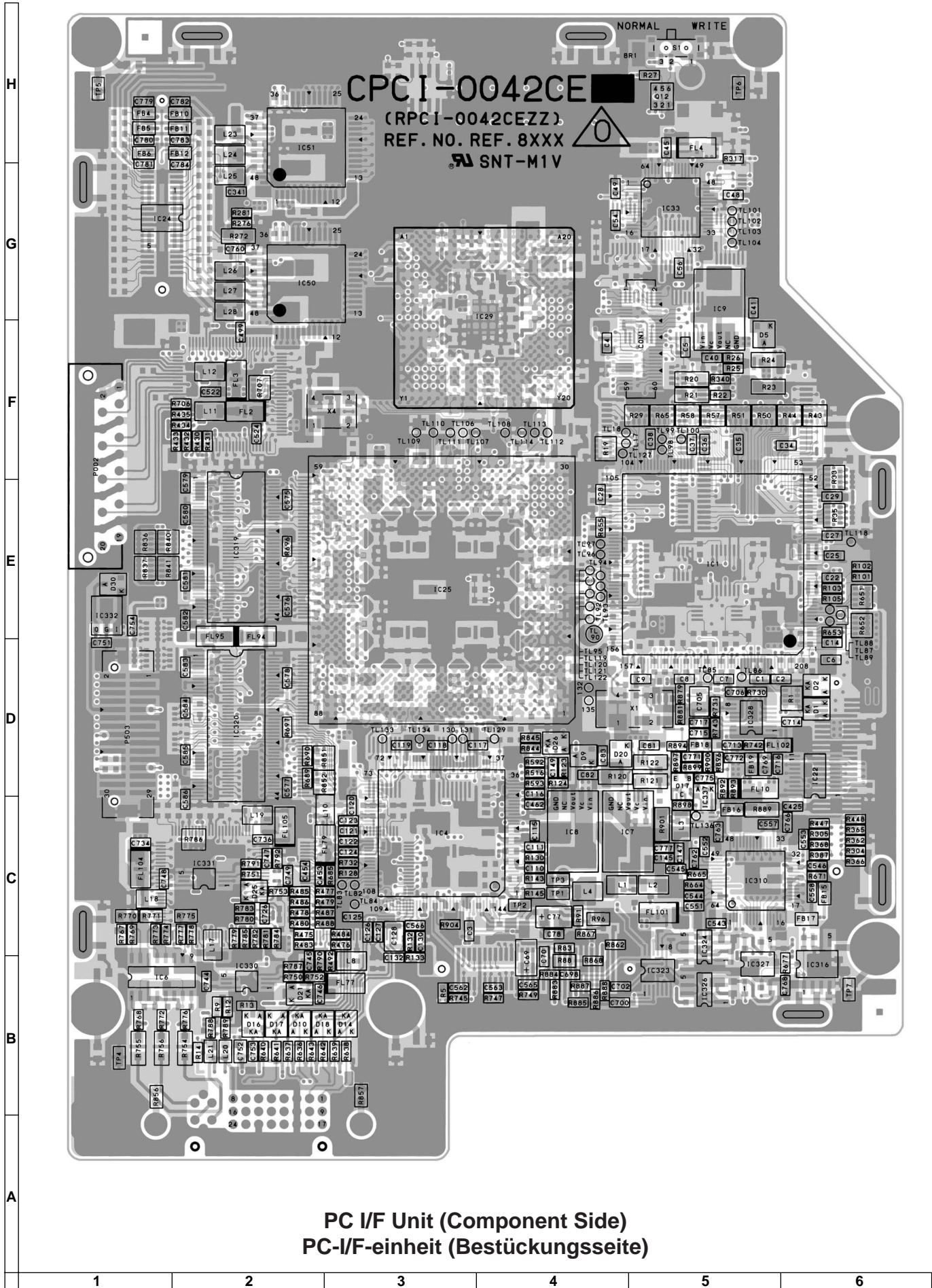
1 2 3 4 5 6



Power Unit (Component Side)
Netzteinheit (Bestückungsseite)



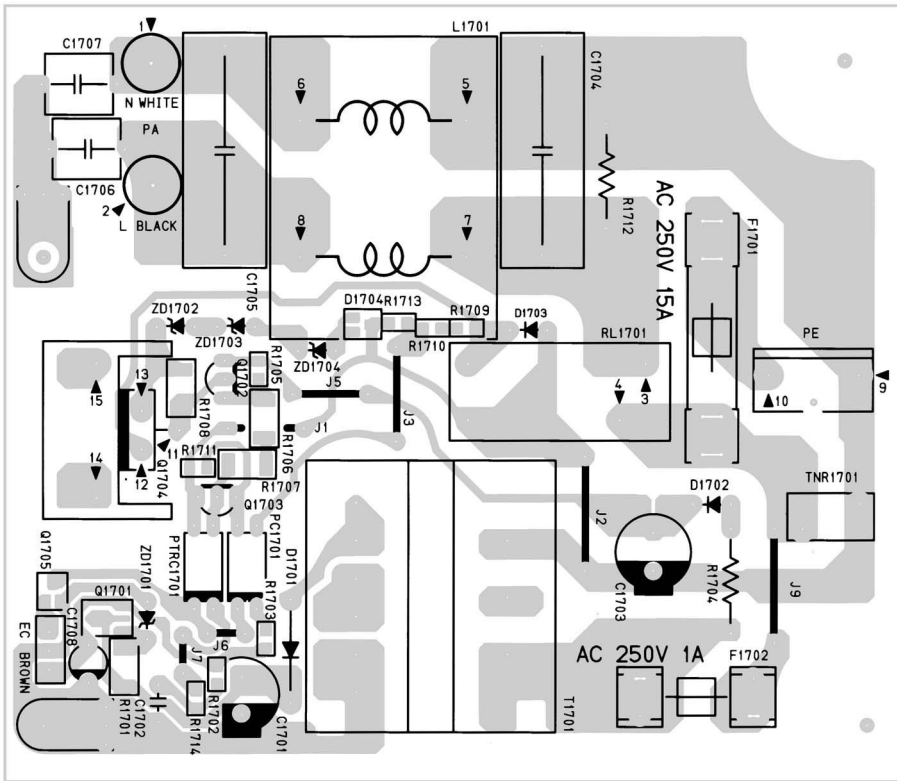
PC I/F Unit (Wiring Side)
PC-I/F-einheit (Leiterbahnseite)



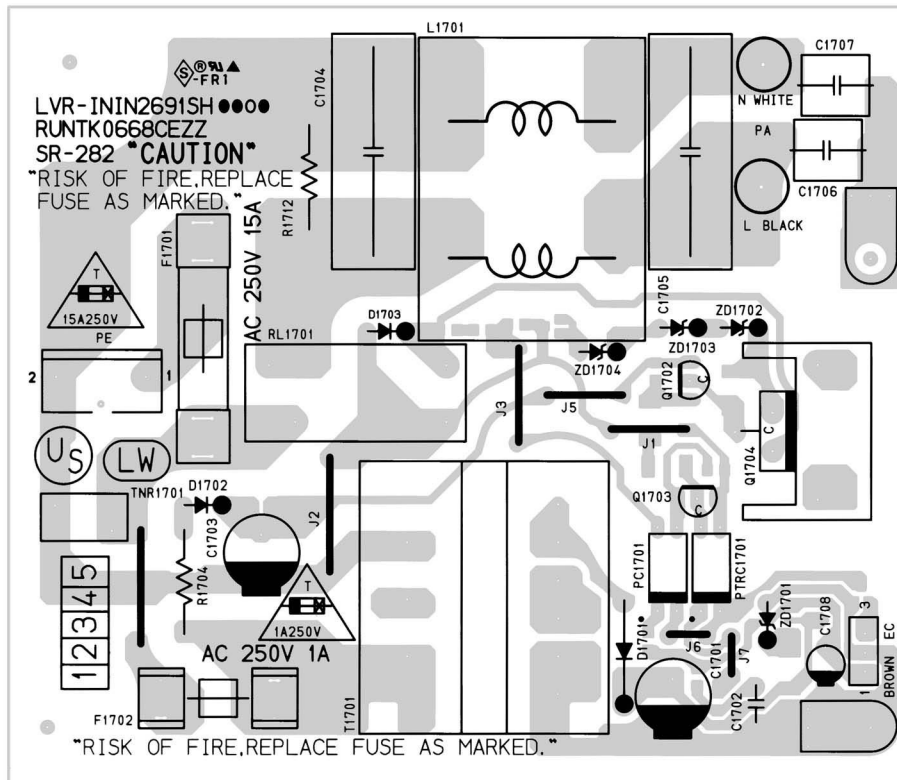
H
G
F
E
D
C
B
A

1 2 3 4 5 6

H
G
F
E
D
C
B
A



Inlet Unit (Wiring Side)
Einlasseinheit (Leiterbahnseite)



Inlet Unit (Component Side)
Einlasseinheit (Bestückungsseite)

1 2 3 4 5 6

PARTS LIST

PARTS REPLACEMENT

Replacement parts which have these special safety characteristics identified in this manual: electrical components having such features are identified by "△" in the Replacement Parts Lists.

The use of a substitute replacement part which does not have the same safety characteristics as the factory recommended replacement parts shown in this service manual may create shock, fire or other hazards.

"HOW TO ORDER REPLACEMENT PARTS"

To have your order filled promptly and correctly, please furnish the following informations.

- | | |
|-----------------|----------------|
| 1. MODEL NUMBER | 2. REF. NO. |
| 3. PART NO. | 4. DESCRIPTION |
| 5. CODE | 6. QUANTITY |

★ MARK : SPARE PARTS-DELIVERY SECTION

Ref. No.	Part No.	★	Description	Code
----------	----------	---	-------------	------

LCD PANELS

NOTE: THE PARTS HERE SHOWN ARE SUPPLIED AS AN ASSEMBLY BUT NOT INDEPENDENTLY.

RLCDP0099CEZZ	J	LCD Module Unit Red	FE
RLCDP0100CEZZ	J	LCD Module Unit Green	FE
RLCDP0101CEZZ	J	LCD Module Unit Blue	FE

PRINTED WIRING BOARD ASSEMBLIES (NOT REPLACEMENT ITEM)

DUNTKA154DE02	-	Output Unit	—
DUNTKA155DE02	-	Output Sub Unit	—
DUNTKA157DE02	-	Signal Unit	—
DUNTKA158DE02	-	R/C Receiver-1 Unit	—
DUNTKA159DE02	-	R/C Receiver-2 Unit	—
DUNTKA160DE02	-	LED Unit	—
DUNTKA161FE02	-	Input Unit	—
RUNTK0668CEZZ	-	Inlet Unit	—
RDENC0303CEZZ	-	Power Unit	—
CPCi-0042CE02	-	PC I/F Unit	—
RDENC0301CEZZ	J	Ballast-1 Unit	CC
		Supplied as an assembly only	
RDENC0302CEZZ	J	Ballast-2 Unit	CC
		Supplied as an assembly only	

ERSATZTEILLISTE

AUSTAUSCH VON TEILEN

Ersatzteile, die besondere Sicherheitseigenschaften haben, sind in dieser Anleitung markiert. Elektrische Komponenten mit solchen Eigenschaften sind in den Ersatzteil durch "△" gekennzeichnet.

Der Gebrauch von Ersatzteilen, die nicht dieselben Sicherheitseigenschaften haben wie die vom Hersteller empfohlenen und in der Bedienungsanleitung angegebenen, können zur Ursache von Blitzeinschlägen, Bränden und anderen Gefahren werden.

"WIE MAN ERSATZTEILE BESTELLT"

Damit Ihre Bestellung prompt und korrekt ausgeführt wird, geben Sie bitte folgende Informationen.

- | | |
|-------------------|-----------------|
| 1. MODELL NR. | 2. REF. NR. |
| 3. ERSATZTEIL NR. | 4. BESCHREIBUNG |
| 5. KODE | 6. QUANTITÄT |

★ MARKIERUNG : ERSATZTEILE-LIEFERUNG

Ref. No.	Part No.	★	Description	Code
----------	----------	---	-------------	------

DUNTKA154DE02 OUTPUT UNIT

INTEGRATED CIRCUITS

IC1101	VHiCXA3512R-1	J	CXA3512R-T6	BB
IC1102	VHiCXA3512R-1	J	CXA3512R-T6	BB
IC1103	VHiNJM318M/-1	J	NJM318M	AG
IC1104	VHiNJU4053V-1	J	NJU4053BV	AF
IC1201	VHiCXA3512R-1	J	CXA3512R-T6	BB
IC1202	VHiCXA3512R-1	J	CXA3512R-T6	BB
IC1203	VHiNJM318M/-1	J	NJM318M	AG
IC1204	VHiNJU4053V-1	J	NJU4053BV	AF
IC1301	VHiCXA3512R-1	J	CXA3512R-T6	BB
IC1302	VHiCXA3512R-1	J	CXA3512R-T6	BB
IC1303	VHiNJM318M/-1	J	NJM318M	AG
IC1304	VHiNJU4053V-1	J	NJU4053BV	AF
IC1601	VHiPQ20VZ11-1	J	PQ20VZ11	AH
IC1602	VHiNJM2060V-1	J	NJM2060V	AF
IC1604	VHiTC4053BT-1	J	TC4053BFT	AG
IC1605	VHiNJM2137V-1	J	NJM2137V	AF
IC1607	VHiNJM318M/-1	J	NJM318M	AG
IC1610	VHiNJM2902V-1	J	NJM2902V	AD
IC1611	VHiSNT541AS-1	J	SN74HCT541ANSR	AG
IC1612	VHiSNT541AS-1	J	SN74HCT541ANSR	AG
IC1613	VHi74F86NSR-1	J	SN74F86NSR	AD
IC1615	VHi74HCT125-1	J	HD74HCT125T	AF
IC1621	VHi74F86NSR-1	J	SN74F86NSR	AD
IC1622	VHi74F86NSR-1	J	SN74F86NSR	AD
IC1623	VHi74HCT125-1	J	HD74HCT125T	AF
IC1624	VHi74HCT125-1	J	HD74HCT125T	AF
IC2101	VHiLM2202M/-1	J	LM2202MX	AR
IC2102	VHiLM2202M/-1	J	LM2202MX	AR
IC2201	VHiLM2202M/-1	J	LM2202MX	AR
IC2202	VHiLM2202M/-1	J	LM2202MX	AR
IC2301	VHiLM2202M/-1	J	LM2202MX	AR
IC2302	VHiLM2202M/-1	J	LM2202MX	AR
IC2401	VHiSN2G04CT-1	J	SN74AHC2G04HDC	AE
IC2601	RH-iX3502CEN1	J	MB89P538	BA
IC2602	VHiLP298533-1	J	LP2985IM5X-3.3	AG
IC2604	VHiSN2G32CT-1	J	SN74AHC2G32HDC	AE
IC2605	VHiSN2G53CT-1	J	SN74AHC2G53HDC	AE
IC4201	VHiNJM2904V-1	J	NJM2904V	AF
IC4202	VHiSN2G53CT-1	J	SN74AHC2G53HDC	AE
IC4203	VHiSN2G53CT-1	J	SN74AHC2G53HDC	AE
IC4204	VHiTC4W66U/-1	J	TC4W66FU	AF
IC4205	VHiNJM2060V-1	J	NJM2060V	AF

Ref. No.	Part No.	★	Description	Code	Ref. No.	Part No.	★	Description	Code
DUNTKA154DE02									
OUTPUT UNIT(Continued)									
IC4206	VHiSN2G32CT-1	J	SN74AHC2G32HDC	AE	Q1307	VS2SC3928AR-1	J	2SC3928AR	AB
IC5101	VHiBA05SFP+-1	J	BA05SFP-E2	AG	Q1308	VS2SA1530AR-1	J	2SA1530AR	AB
IC5102	VHiLB1831M/-1	J	LB1831M	AN	Q1309	VS2SA1530AR-1	J	2SA1530AR	AB
IC5111	RH-iX2204CEZZ	J	PQ12TZ11	AG	Q1310	VSHN1B04FU/-1	J	HN1B04FU	AC
IC5112	VHiTA7279P/-1	J	TA7279P	AP	Q1311	VSHN1B04FU/-1	J	HN1B04FU	AC
IC5201	VHiM62352GP-1	J	M62352GP	AQ	Q1603	VS2SD1664R/-1	J	2SD1664R	AC
IC5202	VHiM62352GP-1	J	M62352GP	AQ	Q2101	VS2SA1462//-1	J	2SA1462	AC
IC5251	VHiM62352GP-1	J	M62352GP	AQ	Q2102	VS2SC2735//-1	J	2SC2735	AB
IC5301	VHiM62320FP-1	J	M62320FP	AK	Q2103	VS2SA1462//-1	J	2SA1462	AC
IC5302	VHiM62320FP-1	J	M62320FP	AK	Q2104	VS2SC2735//-1	J	2SC2735	AB
IC5303	VHiM62320FP-1	J	M62320FP	AK	Q2201	VS2SA1462//-1	J	2SA1462	AC
IC5304	VHiM62320FP-1	J	M62320FP	AK	Q2202	VS2SC2735//-1	J	2SC2735	AB
IC5305	VHiM62352GP-1	J	M62352GP	AQ	Q2203	VS2SA1462//-1	J	2SA1462	AC
IC5306	VHiBR24C64F-1	J	BR24C64F-E2	AL	Q2204	VS2SC2735//-1	J	2SC2735	AB
IC5310	VHiSNT1G08C-1	J	SN74AHCT1G08DC	AD	Q2301	VS2SA1462//-1	J	2SA1462	AC
IC5401	VHiSNT1G08C-1	J	SN74AHCT1G08DC	AD	Q2302	VS2SC2735//-1	J	2SC2735	AB
IC5402	VHiSNT1G08C-1	J	SN74AHCT1G08DC	AD	Q2303	VS2SA1462//-1	J	2SA1462	AC
IC6801	VHiLV4053AT-1	J	SN74LV4053APWR	AE	Q2304	VS2SC2735//-1	J	2SC2735	AB
IC6802	VHiNJM2902V-1	J	NJM2902V	AD	Q2401	VS2SA1462//-1	J	2SA1462	AC
IC6806	VHiLV123AT+-1	J	SN74LV123APWR	AF	Q2402	VS2SC2735//-1	J	2SC2735	AB
IC7001	VHiBA05SFP+-1	J	BA05SFP-E2	AG	Q2403	VSDTC114EU/-1	J	DTC114EU	AB
IC7011	RH-iX2204CEZZ	J	PQ12TZ11	AG	Q2404	VSDTC114EU/-1	J	DTC114EU	AB
IC7021	VHiBA05SFP+-1	J	BA05SFP-E2	AG	Q2405	VSHN1B04FU/-1	J	HN1B04FU	AC
IC7031	VHiLM2663M+-1	J	LM2663MX	AS	Q2406	VSHN1B04FU/-1	J	HN1B04FU	AC
IC7051	VHiBA05SFP+-1	J	BA05SFP-E2	AG	Q2407	VSHN1B04FU/-1	J	HN1B04FU	AC
IC7061	VHiBA05SFP+-1	J	BA05SFP-E2	AG	Q2409	VSHN2C01FU/-1	J	HN2C01FU	AC
IC7071	VHiBA00ASFP-1	J	BA00ASFP-E2	AG	Q2410	VSDTC144EU/-1	J	DTC144EU	AB
IC7211	VHiTC7W02F/-1	J	TC7W02F	AD	Q2411	VS2SC2735//-1	J	2SC2735	AB
IC7212	VHiSNT1G08C-1	J	SN74AHCT1G08DC	AD	Q2412	VSDTC144EU/-1	J	DTC144EU	AB
IC7213	VHiSNT1G08C-1	J	SN74AHCT1G08DC	AD	Q2421	VS2SA1462//-1	J	2SA1462	AC
IC7301	VHiSNHC153T-1	J	SN74HC153PW	AK	Q2422	VS2SC2735//-1	J	2SC2735	AB
IC7302	VHiCA1875AM-1	J	CXA1875AM	AQ	Q2423	VSDTC114EU/-1	J	DTC114EU	AB
IC7303	VHiBA00ASFP-1	J	BA00ASFP-E2	AG	Q2424	VSDTC114EU/-1	J	DTC114EU	AB
IC7304	VHiBA00ASFP-1	J	BA00ASFP-E2	AG	Q2425	VSHN1B04FU/-1	J	HN1B04FU	AC
IC7305	VHiBA00ASFP-1	J	BA00ASFP-E2	AG	Q2426	VSHN1B04FU/-1	J	HN1B04FU	AC
IC7306	VHiBA00ASFP-1	J	BA00ASFP-E2	AG	Q2427	VSHN1B04FU/-1	J	HN1B04FU	AC
IC7501	VHiBA00ASFP-1	J	BA00ASFP-E2	AG	Q2429	VSHN2C01FU/-1	J	HN2C01FU	AC
IC7503	RH-iX2204CEZZ	J	PQ12TZ11	AG	Q2430	VSDTC144EU/-1	J	DTC144EU	AB
IC7511	VHiBA05SFP+-1	J	BA05SFP-E2	AG	Q2431	VS2SC2735//-1	J	2SC2735	AB
IC7512	VHiNJM431E/-1	J	NJM431E-TE1	AF	Q2432	VSDTC144EU/-1	J	DTC144EU	AB
IC7601	VHiLM81++++-1	J	LM81CIMTX-3	AS	Q2441	VS2SA1462//-1	J	2SA1462	AC
IC7603	VHiLV4051AT-1	J	SN74LV4051APW	AE	Q2442	VS2SC2735//-1	J	2SC2735	AB
TRANSISTORS									
Q1011	VS2SC3928AR-1	J	2SC3928AR	AB	Q2443	VSDTC114EU/-1	J	DTC114EU	AB
Q1012	VSiMX2/////-1	J	iMX2	AB	Q2444	VSDTC114EU/-1	J	DTC114EU	AB
Q1021	VS2SC3928AR-1	J	2SC3928AR	AB	Q2445	VSDTC114EU/-1	J	DTC114EU	AB
Q1022	VSiMX2/////-1	J	iMX2	AB	Q2446	VSHN1B04FU/-1	J	HN1B04FU	AC
Q1031	VS2SC3928AR-1	J	2SC3928AR	AB	Q2447	VSHN1B04FU/-1	J	HN1B04FU	AC
Q1032	VSiMX2/////-1	J	iMX2	AB	Q2449	VSHN2C01FU/-1	J	HN2C01FU	AC
Q1101	VSHN1B04FU/-1	J	HN1B04FU	AC	Q2450	VSDTC144EU/-1	J	DTC144EU	AB
Q1102	VSHN1B04FU/-1	J	HN1B04FU	AC	Q2451	VS2SC2735//-1	J	2SC2735	AB
Q1103	VS2SC3928AR-1	J	2SC3928AR	AB	Q2452	VSDTC144EU/-1	J	DTC144EU	AB
Q1104	VS2SA1530AR-1	J	2SA1530AR	AB	Q2461	VSHN2C01FU/-1	J	HN2C01FU	AC
Q1107	VS2SC3928AR-1	J	2SC3928AR	AB	Q2462	VSHN2C01FU/-1	J	HN2C01FU	AC
Q1108	VS2SA1530AR-1	J	2SA1530AR	AB	Q2463	VSDTC144EU/-1	J	DTC144EU	AB
Q1110	VSHN1B04FU/-1	J	HN1B04FU	AC	Q2464	VSDTA114EU/-1	J	DTC114EU	AB
Q1111	VSHN1B04FU/-1	J	HN1B04FU	AC	Q2465	VSDTA114EU/-1	J	DTC114EU	AB
Q1201	VSHN1B04FU/-1	J	HN1B04FU	AC	Q2466	VSDTC114EU/-1	J	DTC114EU	AB
Q1202	VSHN1B04FU/-1	J	HN1B04FU	AC	Q2467	VSHN1B04FU/-1	J	HN1B04FU	AC
Q1203	VS2SC3928AR-1	J	2SC3928AR	AB	Q2609	VSDTC144EU/-1	J	DTC144EU	AB
Q1204	VS2SA1530AR-1	J	2SA1530AR	AB	Q2610	VSDTC144EU/-1	J	DTC144EU	AB
Q1207	VS2SC3928AR-1	J	2SC3928AR	AB	Q2611	VSDTC144EU/-1	J	DTC144EU	AB
Q1208	VS2SA1530AR-1	J	2SA1530AR	AB	Q2612	VSDTC144EU/-1	J	DTC144EU	AB
Q1210	VSHN1B04FU/-1	J	HN1B04FU	AC	Q2613	VSDTC144EU/-1	J	DTC144EU	AB
Q1211	VSHN1B04FU/-1	J	HN1B04FU	AC	Q2614	VSDTC144EU/-1	J	DTC144EU	AB
Q1212	VSDTC144EU/-1	J	DTC144EU	AB	Q2615	VSDTC144EU/-1	J	DTC144EU	AB
Q1301	VSHN1B04FU/-1	J	HN1B04FU	AC	Q2617	VSHN2A01FU/-1	J	HN2A01FU	AC
Q1302	VSHN1B04FU/-1	J	HN1B04FU	AC	Q2625	VSRN4904///-1	J	RN4904	AB
Q1303	VS2SC3928AR-1	J	2SC3928AR	AB	Q2626	VSRN4904///-1	J	RN4904	AB
Q1304	VS2SA1530AR-1	J	2SA1530AR	AB	Q2627	VSRN4904///-1	J	RN4904	AB
					Q2628	VS2SC3928AR-1	J	2SC3928AR	AB
					Q4201	VSHN1B04FU/-1	J	HN1B04FU	AC
					Q4202	VSHN1B04FU/-1	J	HN1B04FU	AC
					Q4205	VSHN2A01FU/-1	J	HN2A01FU	AC
					Q5304	VS2SC2735//-1	J	2SC2735	AB
					Q5306	VS2SC2735//-1	J	2SC2735	AB

Ref. No.	Part No.	★	Description	Code	Ref. No.	Part No.	★	Description	Code
DUNTKA154DE02									
OUTPUT UNIT(Continued)									
Q5403	VS2SC3928AR-1	J	2SC3928AR	AB	D7222	RH-EX0228CEZZ	J	Zener Diode	AB
Q5404	VS2SC3928AR-1	J	2SC3928AR	AB	D7301	VHDDAN202K/-1	J	Diode	AB
Q5481	VS2SC3928AR-1	J	2SC3928AR	AB	D7302	VHDDAN202K/-1	J	Diode	AB
Q6801	VSHN1B04FU/-1	J	HN1B04FU	AC	D7303	VHDDAN202K/-1	J	Diode	AB
Q6802	VSHN1B04FU/-1	J	HN1B04FU	AC	D7304	VHDDAN202K/-1	J	Diode	AB
Q6803	VSHN1B04FU/-1	J	HN1B04FU	AC	D7501	VHDDAN202K/-1	J	Diode	AB
Q6807	VSHN1B04FU/-1	J	HN1B04FU	AC	D7503	VHDDAN202K/-1	J	Diode	AB
Q6808	VSHN1B04FU/-1	J	HN1B04FU	AC	D7511	VHDDAN202K/-1	J	Diode	AB
Q6809	VSHN1B04FU/-1	J	HN1B04FU	AC	PACKAGED CIRCUIT				
Q7002	VSDTC114EU/-1	J	DTC114EU	AB	X2601	RCRSB0286CEZZ	J	Crystal	AH
Q7004	VSDTA114EU/-1	J	DTC114EU	AB	COILS				
Q7005	VS2SC3928AR-1	J	2SC3928AR	AB	L1101	VP-1M100J1R6N	J	Peaking 10μH	AC
Q7203	VS2SC3928AR-1	J	2SC3928AR	AB	L1102	VP-1M100J1R6N	J	Peaking 10μH	AC
Q7208	VS2SC3928AR-1	J	2SC3928AR	AB	L1201	VP-1M100J1R6N	J	Peaking 10μH	AC
Q7221	VS2SC3928AR-1	J	2SC3928AR	AB	L1202	VP-1M100J1R6N	J	Peaking 10μH	AC
Q7222	VS2SC3928AR-1	J	2SC3928AR	AB	L1301	VP-1M100J1R6N	J	Peaking 10μH	AC
Q7301	VS2SD1760Q/-1	J	2SD1760Q	AD	L1302	VP-1M100J1R6N	J	Peaking 10μH	AC
Q7302	VS2SD1760Q/-1	J	2SD1760Q	AD	L2101	VP-1M100J1R6N	J	Peaking 10μH	AC
Q7511	VSDTC144EU/-1	J	DTC144EU	AB	L2201	VP-1M100J1R6N	J	Peaking 10μH	AC
Q7512	VS2SB1132Q/-1	J	2SB1132Q	AC	L2301	VP-1M100J1R6N	J	Peaking 10μH	AC
Q7521	VS2SD1664R/-1	J	2SD1664R	AC	L2401	VP-1M220J2R9N	J	Peaking 22μH	AC
DIODES					L5101	RCILP0168TAZZ	J	Peaking Coil	AF
D1011	VHDMA153///-1	J	Diode	AB	L7001	VP-1M100J1R6N	J	Peaking 10μH	AC
D1012	VHDMA153///-1	J	Diode	AB	L7002	VP-1M100J1R6N	J	Peaking 10μH	AC
D1021	VHDMA153///-1	J	Diode	AB	L7003	VP-1M100J1R6N	J	Peaking 10μH	AC
D1022	VHDMA153///-1	J	Diode	AB	L7005	VP-NM100KR42N	J	Peaking 10μH	AB
D1031	VHDMA153///-1	J	Diode	AB	CAPACITORS				
D1032	VHDMA153///-1	J	Diode	AB	C1101	RC-KZ0416CEZZ	J	10 25V Ceramic	AE
D1601	VHDDAN202K/-1	J	Diode	AB	C1102	VCKYCY1EF104Z	J	0.1 25V Ceramic	AA
D2401	VHDDAN202K/-1	J	Diode	AB	C1103	RC-KZ0416CEZZ	J	10 25V Ceramic	AE
D2402	VHDMA157A// -1	J	Diode	AC	C1104	VCKYCY1EF104Z	J	0.1 25V Ceramic	AA
D2403	VHDMA157A// -1	J	Diode	AC	C1106	RC-KZ0416CEZZ	J	10 25V Ceramic	AE
D2404	VHdiMN10///-1	J	Diode	AB	C1107	VCKYCY1EF104Z	J	0.1 25V Ceramic	AA
D2422	VHDMA157A// -1	J	Diode	AC	C1108	RC-KZ0416CEZZ	J	10 25V Ceramic	AE
D2423	VHDMA157A// -1	J	Diode	AC	C1109	VCKYCY1EF104Z	J	0.1 25V Ceramic	AA
D2442	VHDMA157A// -1	J	Diode	AC	C1111	VCKYCY1EF104Z	J	0.1 25V Ceramic	AA
D2443	VHDMA157A// -1	J	Diode	AC	C1112	VCEAPF1EW106M	J	10 25V Electrolytic	AB
D2601	VHDHRW0702A-1	J	Diode	AE	C1113	VCKYCY1EF104Z	J	0.1 25V Ceramic	AA
D2602	VHDHRW0702A-1	J	Diode	AE	C1114	VCKYCY1EF104Z	J	0.1 25V Ceramic	AA
D2603	VHDHRW0702A-1	J	Diode	AE	C1115	RC-KZ0416CEZZ	J	10 25V Ceramic	AE
D2604	VHDHRW0702A-1	J	Diode	AE	C1117	VCKYCY1EF104Z	J	0.1 25V Ceramic	AA
D2605	VHDMA137///-1	J	Diode	AC	C1118	RC-KZ0416CEZZ	J	10 25V Ceramic	AE
D2606	VHDMA137///-1	J	Diode	AC	C1119	RC-KZ0416CEZZ	J	10 25V Ceramic	AE
D2607	VHDMA137///-1	J	Diode	AC	C1120	VCKYCY1EF104Z	J	0.1 25V Ceramic	AA
D2608	VHDMA137///-1	J	Diode	AC	C1123	RC-KZ0416CEZZ	J	10 25V Ceramic	AE
D2609	VHDHRW0702A-1	J	Diode	AE	C1124	VCKYCY1EF104Z	J	0.1 25V Ceramic	AA
D2610	VHDHRW0702A-1	J	Diode	AE	C1131	VCCCCY1HH100D	J	10p 50V Ceramic	AA
D2611	VHDHRW0702A-1	J	Diode	AE	C1132	VCKYCY1EF104Z	J	0.1 25V Ceramic	AA
D2612	VHDHRW0702A-1	J	Diode	AE	C1133	VCCCCY1HH2R0C	J	2.0p 50V Ceramic	AA
D2613	VHDHRW0702A-1	J	Diode	AE	C1134	VCKYCY1EF104Z	J	0.1 25V Ceramic	AA
D2617	VHDMA137///-1	J	Diode	AC	C1201	RC-KZ0416CEZZ	J	10 25V Ceramic	AE
D2618	VHDMA137///-1	J	Diode	AC	C1202	VCKYCY1EF104Z	J	0.1 25V Ceramic	AA
D2619	VHDMA137///-1	J	Diode	AC	C1203	RC-KZ0416CEZZ	J	10 25V Ceramic	AE
D2620	VHDMA137///-1	J	Diode	AC	C1204	VCKYCY1EF104Z	J	0.1 25V Ceramic	AA
D2621	VHDMA137///-1	J	Diode	AC	C1206	RC-KZ0416CEZZ	J	10 25V Ceramic	AE
D2625	VHDMA3120WA-1	J	Diode	AK	C1207	VCKYCY1EF104Z	J	0.1 25V Ceramic	AA
D2629	VHDMA152WA-1	J	Diode	AA	C1208	RC-KZ0416CEZZ	J	10 25V Ceramic	AE
D2630	VHDDAN202K/-1	J	Diode	AB	C1209	VCKYCY1EF104Z	J	0.1 25V Ceramic	AA
D2631	VHDDAN202K/-1	J	Diode	AB	C1211	VCKYCY1EF104Z	J	0.1 25V Ceramic	AA
D5101	VHDDAN202K/-1	J	Diode	AB	C1212	VCEAPF1EW106M	J	10 25V Electrolytic	AB
D5111	VHDDAN202K/-1	J	Diode	AB	C1213	VCKYCY1EF104Z	J	0.1 25V Ceramic	AA
D5451	RH-EX0514CEZZ	J	Zener Diode	AB	C1214	VCKYCY1EF104Z	J	0.1 25V Ceramic	AA
D7001	VHDDAN202K/-1	J	Diode	AB	C1215	RC-KZ0416CEZZ	J	10 25V Ceramic	AE
D7011	VHDDAN202K/-1	J	Diode	AB	C1217	VCKYCY1EF104Z	J	0.1 25V Ceramic	AA
D7021	VHDDAN202K/-1	J	Diode	AB	C1218	RC-KZ0416CEZZ	J	10 25V Ceramic	AE
D7051	VHDDAN202K/-1	J	Diode	AB	C1219	RC-KZ0416CEZZ	J	10 25V Ceramic	AE
D7061	VHDDAN202K/-1	J	Diode	AB	C1220	VCKYCY1EF104Z	J	0.1 25V Ceramic	AA
D7071	VHDDAN202K/-1	J	Diode	AB	C1223	RC-KZ0416CEZZ	J	10 25V Ceramic	AE
D7205	RH-EX0228CEZZ	J	Zener Diode	AB	C1224	VCKYCY1EF104Z	J	0.1 25V Ceramic	AA
D7221	VHDDAN202K/-1	J	Diode	AB	C1232	VCKYCY1EF104Z	J	0.1 25V Ceramic	AA
					C1233	VCCCCY1HH2R0C	J	2.0p 50V Ceramic	AA

Ref. No.	Part No.	★	Description	Code	Ref. No.	Part No.	★	Description	Code
DUNTKA154DE02									
OUTPUT UNIT(Continued)									
C1234	VCKYCY1EF104Z	J 0.1	25V Ceramic	AA	C2107	VCKYCY1EF104Z	J 0.1	25V Ceramic	AA
C1301	RC-KZ0416CEZZ	J 10	25V Ceramic	AE	C2108	VCKYCY1HB103K	J 0.01	50V Ceramic	AA
C1302	VCKYCY1EF104Z	J 0.1	25V Ceramic	AA	C2109	VCEAPF1CW106M	J 10	16V Electrolytic	AB
C1303	RC-KZ0416CEZZ	J 10	25V Ceramic	AE	C2110	VCKYCY1EF104Z	J 0.1	25V Ceramic	AA
C1304	VCKYCY1EF104Z	J 0.1	25V Ceramic	AA	C2111	RC-KZ0416CEZZ	J 10	25V Ceramic	AE
C1305	VCKYCY1EF104Z	J 0.1	25V Ceramic	AA	C2112	VCKYCY1EF104Z	J 0.1	25V Ceramic	AA
C1306	RC-KZ0416CEZZ	J 10	25V Ceramic	AE	C2113	RC-KZ0416CEZZ	J 10	25V Ceramic	AE
C1307	VCKYCY1EF104Z	J 0.1	25V Ceramic	AA	C2114	VCKYCY1EF104Z	J 0.1	25V Ceramic	AA
C1308	RC-KZ0416CEZZ	J 10	25V Ceramic	AE	C2115	VCEAPF1EW106M	J 10	25V Electrolytic	AB
C1309	VCKYCY1EF104Z	J 0.1	25V Ceramic	AA	C2116	VCKYCY1EF104Z	J 0.1	25V Ceramic	AA
C1311	VCKYCY1EF104Z	J 0.1	25V Ceramic	AA	C2117	VCKYCY1EF104Z	J 0.1	25V Ceramic	AA
C1312	VCEAPF1EW106M	J 10	25V Electrolytic	AB	C2118	VCKYCY1EF104Z	J 0.1	25V Ceramic	AA
C1313	VCKYCY1EF104Z	J 0.1	25V Ceramic	AA	C2119	VCKYCY1HB103K	J 0.01	50V Ceramic	AA
C1314	VCKYCY1EF104Z	J 0.1	25V Ceramic	AA	C2120	VCEAPF1CW476M	J 47	16V Electrolytic	AC
C1315	RC-KZ0416CEZZ	J 10	25V Ceramic	AE	C2121	VCKYCY1EF104Z	J 0.1	25V Ceramic	AA
C1317	VCKYCY1EF104Z	J 0.1	25V Ceramic	AA	C2122	VCKYCY1EF104Z	J 0.1	25V Ceramic	AA
C1318	RC-KZ0416CEZZ	J 10	25V Ceramic	AE	C2123	VCCCCY1HH8R0D	J 8.0p	50V Ceramic	AA
C1319	RC-KZ0416CEZZ	J 10	25V Ceramic	AE	C2124	VCCCCY1HH8R0D	J 8.0p	50V Ceramic	AA
C1320	VCKYCY1EF104Z	J 0.1	25V Ceramic	AA	C2125	VCKYCY1EF104Z	J 0.1	25V Ceramic	AA
C1323	RC-KZ0416CEZZ	J 10	25V Ceramic	AE	C2126	VCCCCY1HH100D	J 10p	50V Ceramic	AA
C1324	VCKYCY1EF104Z	J 0.1	25V Ceramic	AA	C2127	VCCCCY1HH100D	J 10p	50V Ceramic	AA
C1332	VCKYCY1EF104Z	J 0.1	25V Ceramic	AA	C2201	VCEAPF1CW106M	J 10	16V Electrolytic	AB
C1333	VCCCCY1HH2R0C	J 2.0p	50V Ceramic	AA	C2202	VCKYCY1EF104Z	J 0.1	25V Ceramic	AA
C1334	VCKYCY1EF104Z	J 0.1	25V Ceramic	AA	C2203	VCKYCY1EF104Z	J 0.1	25V Ceramic	AA
C1601	VCEAPF1VW226M	J 22	35V Electrolytic	AB	C2204	VCKYCY1EF104Z	J 0.1	25V Ceramic	AA
C1602	VCEAPF1VW226M	J 22	35V Electrolytic	AB	C2205	VCEAPF1EW106M	J 10	25V Electrolytic	AB
C1603	VCEAPF1CW106M	J 10	16V Electrolytic	AB	C2206	VCKYCY1EF104Z	J 0.1	25V Ceramic	AA
C1604	VCEAPF1CW106M	J 10	16V Electrolytic	AB	C2207	VCKYCY1EF104Z	J 0.1	25V Ceramic	AA
C1605	VCEAPF1CW106M	J 10	16V Electrolytic	AB	C2208	VCKYCY1HB103K	J 0.01	50V Ceramic	AA
C1608	VCKYCY1EF104Z	J 0.1	25V Ceramic	AA	C2209	VCEAPF1CW106M	J 10	16V Electrolytic	AB
C1609	VCEAPF1CW106M	J 10	16V Electrolytic	AB	C2210	VCKYCY1EF104Z	J 0.1	25V Ceramic	AA
C1618	VCKYCY1EF104Z	J 0.1	25V Ceramic	AA	C2211	RC-KZ0416CEZZ	J 10	25V Ceramic	AE
C1619	VCKYCY1EF104Z	J 0.1	25V Ceramic	AA	C2212	VCKYCY1EF104Z	J 0.1	25V Ceramic	AA
C1620	VCKYCY1EF104Z	J 0.1	25V Ceramic	AA	C2213	RC-KZ0416CEZZ	J 10	25V Ceramic	AE
C1621	VCKYCY1EF104Z	J 0.1	25V Ceramic	AA	C2214	VCKYCY1EF104Z	J 0.1	25V Ceramic	AA
C1622	VCCCCY1HH100D	J 10p	50V Ceramic	AA	C2215	VCEAPF1EW106M	J 10	25V Electrolytic	AB
C1623	VCCCCY1HH100D	J 10p	50V Ceramic	AA	C2216	VCKYCY1EF104Z	J 0.1	25V Ceramic	AA
C1624	VCCCCY1HH100D	J 10p	50V Ceramic	AA	C2217	VCKYCY1EF104Z	J 0.1	25V Ceramic	AA
C1625	VCCCCY1HH100D	J 10p	50V Ceramic	AA	C2218	VCKYCY1EF104Z	J 0.1	25V Ceramic	AA
C1626	VCCCCY1HH100D	J 10p	50V Ceramic	AA	C2219	VCKYCY1HB103K	J 0.01	50V Ceramic	AA
C1627	VCCCCY1HH100D	J 10p	50V Ceramic	AA	C2221	VCKYCY1EF104Z	J 0.1	25V Ceramic	AA
C1628	VCCCCY1HH100D	J 10p	50V Ceramic	AA	C2222	VCKYCY1EF104Z	J 0.1	25V Ceramic	AA
C1629	VCCCCY1HH100D	J 10p	50V Ceramic	AA	C2223	VCCCCY1HH8R0D	J 8.0p	50V Ceramic	AA
C1630	VCCCCY1HH100D	J 10p	50V Ceramic	AA	C2224	VCCCCY1HH8R0D	J 8.0p	50V Ceramic	AA
C1631	VCKYCY1EF104Z	J 0.1	25V Ceramic	AA	C2225	VCKYCY1EF104Z	J 0.1	25V Ceramic	AA
C1641	VCKYCY1EF104Z	J 0.1	25V Ceramic	AA	C2226	VCCCCY1HH100D	J 10p	50V Ceramic	AA
C1642	VCKYCY1EF104Z	J 0.1	25V Ceramic	AA	C2227	VCCCCY1HH100D	J 10p	50V Ceramic	AA
C1643	VCKYCY1EF104Z	J 0.1	25V Ceramic	AA	C2301	VCEAPF1CW106M	J 10	16V Electrolytic	AB
C1644	VCCCCY1HH100D	J 10p	50V Ceramic	AA	C2302	VCKYCY1EF104Z	J 0.1	25V Ceramic	AA
C1645	VCCCCY1HH100D	J 10p	50V Ceramic	AA	C2303	VCKYCY1EF104Z	J 0.1	25V Ceramic	AA
C1646	VCCCCY1HH100D	J 10p	50V Ceramic	AA	C2304	VCKYCY1EF104Z	J 0.1	25V Ceramic	AA
C1647	VCKYCY1EF104Z	J 0.1	25V Ceramic	AA	C2305	VCEAPF1EW106M	J 10	25V Electrolytic	AB
C1648	VCCCCY1HH100D	J 10p	50V Ceramic	AA	C2306	VCKYCY1EF104Z	J 0.1	25V Ceramic	AA
C1649	VCCCCY1HH100D	J 10p	50V Ceramic	AA	C2307	VCKYCY1EF104Z	J 0.1	25V Ceramic	AA
C1650	VCCCCY1HH100D	J 10p	50V Ceramic	AA	C2308	VCKYCY1HB103K	J 0.01	50V Ceramic	AA
C1651	VCEAPF1CW106M	J 10	16V Electrolytic	AB	C2309	VCEAPF1CW106M	J 10	16V Electrolytic	AB
C1653	VCKYCY1EF104Z	J 0.1	25V Ceramic	AA	C2310	VCKYCY1EF104Z	J 0.1	25V Ceramic	AA
C1654	VCKYCY1EF104Z	J 0.1	25V Ceramic	AA	C2311	RC-KZ0416CEZZ	J 10	25V Ceramic	AE
C1655	VCEAPF1EW106M	J 10	25V Electrolytic	AB	C2312	VCKYCY1EF104Z	J 0.1	25V Ceramic	AA
C1656	VCKYCY1EF104Z	J 0.1	25V Ceramic	AA	C2313	RC-KZ0416CEZZ	J 10	25V Ceramic	AE
C1657	VCCCCY1HH5R0C	J 5.0p	50V Ceramic	AA	C2314	VCKYCY1EF104Z	J 0.1	25V Ceramic	AA
C1658	VCKYCY1EF104Z	J 0.1	25V Ceramic	AA	C2315	VCEAPF1EW106M	J 10	25V Electrolytic	AB
C1659	VCKYCY1EF104Z	J 0.1	25V Ceramic	AA	C2316	VCKYCY1EF104Z	J 0.1	25V Ceramic	AA
C1660	VCEAPF1CW106M	J 10	16V Electrolytic	AB	C2317	VCKYCY1EF104Z	J 0.1	25V Ceramic	AA
C2101	VCEAPF1CW106M	J 10	16V Electrolytic	AB	C2318	VCKYCY1EF104Z	J 0.1	25V Ceramic	AA
C2102	VCKYCY1EF104Z	J 0.1	25V Ceramic	AA	C2319	VCKYCY1HB103K	J 0.01	50V Ceramic	AA
C2103	VCKYCY1EF104Z	J 0.1	25V Ceramic	AA	C2320	VCEAPF1CW106M	J 10	16V Electrolytic	AB
C2104	VCKYCY1EF104Z	J 0.1	25V Ceramic	AA	C2321	VCKYCY1EF104Z	J 0.1	25V Ceramic	AA
C2105	VCEAPF1EW106M	J 10	25V Electrolytic	AB	C2322	VCKYCY1EF104Z	J 0.1	25V Ceramic	AA
C2106	VCKYCY1EF104Z	J 0.1	25V Ceramic	AA	C2323	VCCCCY1HH8R0D	J 8.0p	50V Ceramic	AA
					C2324	VCCCCY1HH8R0D	J 8.0p	50V Ceramic	AA
					C2325	VCKYCY1EF104Z	J 0.1	25V Ceramic	AA
					C2326	VCCCCY1HH100D	J 10p	50V Ceramic	AA
					C2327	VCCCCY1HH100D	J 10p	50V Ceramic	AA
					C2328	RC-KZ0416CEZZ	J 10	25V Ceramic	AE

Ref. No.	Part No.	★	Description	Code	Ref. No.	Part No.	★	Description	Code
DUNTKA154DE02 OUTPUT UNIT(Continued)									
C2331	RC-KZ0416CEZZ	J 10	25V Ceramic	AE	C4208	VCKYCY1EF104Z	J 0.1	25V Ceramic	AA
C2401	VCEAPF1EW106M	J 10	25V Electrolytic	AB	C4209	VCKYCY1EF104Z	J 0.1	25V Ceramic	AA
C2402	VCKYCY1EF104Z	J 0.1	25V Ceramic	AA	C4210	VCKYCY1EF104Z	J 0.1	25V Ceramic	AA
C2403	VCKYCY1EF104Z	J 0.1	25V Ceramic	AA	C4211	VCKYCY1EF104Z	J 0.1	25V Ceramic	AA
C2405	VCCCCY1HH470J	J 47p	50V Ceramic	AA	C4212	VCEAPF1EW106M	J 10	25V Electrolytic	AB
C2406	VCCCCY1HH390J	J 39p	50V Ceramic	AA	C4213	VCKYCY1EF104Z	J 0.1	25V Ceramic	AA
C2407	VCCCCY1HH150J	J 15p	50V Ceramic	AA	C4214	VCKYCY1EF104Z	J 0.1	25V Ceramic	AA
C2408	VCCCCY1HH101J	J 100p	50V Ceramic	AA	C4215	VCEAPF1CW106M	J 10	16V Electrolytic	AB
C2409	VCCCCY1HH220J	J 22p	50V Ceramic	AA	C4216	VCKYCY1EF104Z	J 0.1	25V Ceramic	AA
C2410	VCCCCY1HH151J	J 150p	50V Ceramic	AA	C4217	VCEAPF1CW106M	J 10	16V Electrolytic	AB
C2411	VCCCCY1HH101J	J 100p	50V Ceramic	AA	C5101	VCEAPF1CW106M	J 10	16V Electrolytic	AB
C2412	VCCCCY1HH220J	J 22p	50V Ceramic	AA	C5103	VCEAPF1CW107M	J 100	16V Electrolytic	AD
C2413	VCCCCY1HH151J	J 150p	50V Ceramic	AA	C5104	VCKYCY1HB103K	J 0.01	50V Ceramic	AA
C2414	VCCCCY1HH270J	J 27p	50V Ceramic	AA	C5105	VCKYCY1HB103K	J 0.01	50V Ceramic	AA
C2415	VCCCCY1HH390J	J 39p	50V Ceramic	AA	C5106	VCEAPF1CW476M	J 47	16V Electrolytic	AC
C2416	VCKYCY1EF104Z	J 0.1	25V Ceramic	AA	C5107	VCKYCY1HB103K	J 0.01	50V Ceramic	AA
C2421	VCEAPF1EW106M	J 10	25V Electrolytic	AB	C5108	VCKYCY1HB103K	J 0.01	50V Ceramic	AA
C2422	VCKYCY1EF104Z	J 0.1	25V Ceramic	AA	C5109	VCKYCY1HB103K	J 0.01	50V Ceramic	AA
C2423	VCKYCY1EF104Z	J 0.1	25V Ceramic	AA	C5110	VCKYCY1HB103K	J 0.01	50V Ceramic	AA
C2425	VCCCCY1HH470J	J 47p	50V Ceramic	AA	C5111	VCEAPF1EW336M	J 33	25V Electrolytic	AB
C2426	VCCCCY1HH390J	J 39p	50V Ceramic	AA	C5112	VCEAPF1CW107M	J 100	16V Electrolytic	AD
C2427	VCCCCY1HH150J	J 15p	50V Ceramic	AA	C5113	VCEAPF1CW107M	J 100	16V Electrolytic	AD
C2428	VCCCCY1HH101J	J 100p	50V Ceramic	AA	C5114	VCKYCY1HB103K	J 0.01	50V Ceramic	AA
C2429	VCCCCY1HH220J	J 22p	50V Ceramic	AA	C5115	VCKYCY1HB103K	J 0.01	50V Ceramic	AA
C2430	VCCCCY1HH151J	J 150p	50V Ceramic	AA	C5116	VCKYCY1HB103K	J 0.01	50V Ceramic	AA
C2431	VCCCCY1HH101J	J 100p	50V Ceramic	AA	C5117	VCKYCY1HB103K	J 0.01	50V Ceramic	AA
C2432	VCCCCY1HH220J	J 22p	50V Ceramic	AA	C5118	VCKYCY1HB103K	J 0.01	50V Ceramic	AA
C2433	VCCCCY1HH151J	J 150p	50V Ceramic	AA	C5119	VCKYCY1HB103K	J 0.01	50V Ceramic	AA
C2434	VCCCCY1HH270J	J 27p	50V Ceramic	AA	C5120	VCKYCY1HB103K	J 0.01	50V Ceramic	AA
C2435	VCCCCY1HH390J	J 39p	50V Ceramic	AA	C5201	VCKYCY1EF104Z	J 0.1	25V Ceramic	AA
C2436	VCKYCY1EF104Z	J 0.1	25V Ceramic	AA	C5202	RC-KZ0416CEZZ	J 10	25V Ceramic	AE
C2441	VCEAPF1EW106M	J 10	25V Electrolytic	AB	C5203	VCKYCY1EF104Z	J 0.1	25V Ceramic	AA
C2442	VCKYCY1EF104Z	J 0.1	25V Ceramic	AA	C5204	VCEAPF1EW106M	J 10	25V Electrolytic	AB
C2443	VCKYCY1EF104Z	J 0.1	25V Ceramic	AA	C5251	VCKYCY1EF104Z	J 0.1	25V Ceramic	AA
C2444	VCCCCY1HH270J	J 27p	50V Ceramic	AA	C5301	VCKYCY1EF104Z	J 0.1	25V Ceramic	AA
C2445	VCCCCY1HH470J	J 47p	50V Ceramic	AA	C5302	VCKYCY1EF104Z	J 0.1	25V Ceramic	AA
C2446	VCCCCY1HH390J	J 39p	50V Ceramic	AA	C5303	VCEAPF1CW476M	J 47	16V Electrolytic	AC
C2447	VCCCCY1HH150J	J 15p	50V Ceramic	AA	C5305	VCKYCY1EF104Z	J 0.1	25V Ceramic	AA
C2448	VCCCCY1HH101J	J 100p	50V Ceramic	AA	C5306	VCKYCY1EF104Z	J 0.1	25V Ceramic	AA
C2449	VCCCCY1HH220J	J 22p	50V Ceramic	AA	C5308	VCCCCY1HH101J	J 100p	50V Ceramic	AA
C2450	VCCCCY1HH151J	J 150p	50V Ceramic	AA	C5311	VCCCCY1HH101J	J 100p	50V Ceramic	AA
C2451	VCCCCY1HH101J	J 100p	50V Ceramic	AA	C5312	VCCCCY1HH101J	J 100p	50V Ceramic	AA
C2452	VCCCCY1HH220J	J 22p	50V Ceramic	AA	C5315	VCEAPF1CW476M	J 47	16V Electrolytic	AC
C2453	VCCCCY1HH151J	J 150p	50V Ceramic	AA	C5401	VCKYCY1EF104Z	J 0.1	25V Ceramic	AA
C2455	VCCCCY1HH390J	J 39p	50V Ceramic	AA	C5402	VCKYCY1EF104Z	J 0.1	25V Ceramic	AA
C2456	VCKYCY1EF104Z	J 0.1	25V Ceramic	AA	C5403	VCKYCY1EF104Z	J 0.1	25V Ceramic	AA
C2461	RC-KZ0416CEZZ	J 10	25V Ceramic	AE	C5404	VCKYCY1EF104Z	J 0.1	25V Ceramic	AA
C2493	VCE9PF1CW106M	J 10	16V Elect.(N.P)	AC	C5405	VCEAPF1CW106M	J 10	16V Electrolytic	AB
C2494	VCEAPF1CW106M	J 10	16V Electrolytic	AB	C5406	VCKYCY1EF104Z	J 0.1	25V Ceramic	AA
C2495	VCKYCY1AF105Z	J 1.0	10V Ceramic	AC	C5407	VCKYCY1AF105Z	J 1.0	10V Ceramic	AC
C2496	RC-KZ0416CEZZ	J 10	25V Ceramic	AE	C5572	VCKYCY1EF104Z	J 0.1	25V Ceramic	AA
C2601	VCEAPF1CW107M	J 100	16V Electrolytic	AD	C5573	VCKYCY1EF104Z	J 0.1	25V Ceramic	AA
C2602	VCEAPF1CW107M	J 100	16V Electrolytic	AD	C5574	VCKYCY1EF104Z	J 0.1	25V Ceramic	AA
C2603	VCKYCY1EF104Z	J 0.1	25V Ceramic	AA	C5575	VCKYCY1EF104Z	J 0.1	25V Ceramic	AA
C2604	VCEAPF1CW107M	J 100	16V Electrolytic	AD	C6801	VCCCCY1HH471J	J 470p	50V Ceramic	AA
C2605	VCKYCY1EF104Z	J 0.1	25V Ceramic	AA	C6802	VCKYCY1EF104Z	J 0.1	25V Ceramic	AA
C2606	VCKYCY1EF104Z	J 0.1	25V Ceramic	AA	C6803	VCKYCY1EF104Z	J 0.1	25V Ceramic	AA
C2607	VCFYEC1CM104J	J 0.1	16V Mylar	AD	C6804	VCEAPF1EW106M	J 10	25V Electrolytic	AB
C2609	VCCCCY1HH220J	J 22p	50V Ceramic	AA	C6805	VCEAPF1EW106M	J 10	25V Electrolytic	AB
C2610	VCCCCY1HH220J	J 22p	50V Ceramic	AA	C6806	VCEAPF1EW106M	J 10	25V Electrolytic	AB
C2616	VCKYCY1HB103K	J 0.01	50V Ceramic	AA	C6807	VCKYCY1EF104Z	J 0.1	25V Ceramic	AA
C2618	VCKYCY1EF104Z	J 0.1	25V Ceramic	AA	C6810	VCEAPF1CW106M	J 10	16V Electrolytic	AB
C2620	VCKYCY1HB103K	J 0.01	50V Ceramic	AA	C6811	VCKYCY1EF104Z	J 0.1	25V Ceramic	AA
C2625	VCCCCY1EH102J	J 1000p	25V Ceramic	AB	C6812	VCKYCY1EF104Z	J 0.1	25V Ceramic	AA
C4201	VCKYCY1EF104Z	J 0.1	25V Ceramic	AA	C6813	VCKYCY1EF104Z	J 0.1	25V Ceramic	AA
C4202	VCKYCY1EF104Z	J 0.1	25V Ceramic	AA	C6814	VCCCCY1EH102J	J 1000p	25V Ceramic	AB
C4203	VCKYCY1EF104Z	J 0.1	25V Ceramic	AA	C7001	VCKYCY1EF104Z	J 0.1	25V Ceramic	AA
C4204	VCKYCY1EF104Z	J 0.1	25V Ceramic	AA	C7002	VCEAPF0JW107M	J 100	6.3V Electrolytic	AC
C4205	VCKYCY1HB102K	J 1000p	50V Ceramic	AA	C7003	VCEAPF1CW476M	J 47	16V Electrolytic	AC
C4206	VCKYCY1HB102K	J 1000p	50V Ceramic	AA	C7011	VCEAPF1EW336M	J 33	25V Electrolytic	AB
C4207	VCKYCY1EF104Z	J 0.1	25V Ceramic	AA	C7012	VCEAPF1CW476M	J 47	16V Electrolytic	AC
					C7021	VCKYCY1EF104Z	J 0.1	25V Ceramic	AA
					C7022	VCEAPF0JW107M	J 100	6.3V Electrolytic	AC
					C7023	VCEAPF1CW476M	J 47	16V Electrolytic	AC
					C7031	RC-KZ0416CEZZ	J 10	25V Ceramic	AE

Ref. No.	Part No.	★	Description	Code	Ref. No.	Part No.	★	Description	Code
----------	----------	---	-------------	------	----------	----------	---	-------------	------

DUNTKA154DE02
OUTPUT UNIT(Continued)

C7032	RC-KZ0416CEZZ	J	10	25V	Ceramic	AE
C7033	VCEAPF1CW106M	J	10	16V	Electrolytic	AB
C7034	RC-KZ0416CEZZ	J	10	25V	Ceramic	AE
C7035	RC-KZ0416CEZZ	J	10	25V	Ceramic	AE
C7036	RC-KZ0416CEZZ	J	10	25V	Ceramic	AE
C7037	VCKYCY1EF104Z	J	0.1	25V	Ceramic	AA
C7051	VCEAPF1CW476M	J	47	16V	Electrolytic	AC
C7052	VCKYCY1EF104Z	J	0.1	25V	Ceramic	AA
C7053	VCEAPF0JW107M	J	100	6.3V	Electrolytic	AC
C7054	VCKYCY1EF104Z	J	0.1	25V	Ceramic	AA
C7061	VCEAPF1CW476M	J	47	16V	Electrolytic	AC
C7062	VCKYCY1EF104Z	J	0.1	25V	Ceramic	AA
C7063	VCEAPF0JW107M	J	100	6.3V	Electrolytic	AC
C7064	VCKYCY1EF104Z	J	0.1	25V	Ceramic	AA
C7071	VCEAPF1CW106M	J	10	16V	Electrolytic	AB
C7072	VCEAPF1EW336M	J	33	25V	Electrolytic	AB
C7206	VCKYCY1EF104Z	J	0.1	25V	Ceramic	AA
C7210	VCKYCY1EF104Z	J	0.1	25V	Ceramic	AA
C7215	VCKYCY1EF104Z	J	0.1	25V	Ceramic	AA
C7291	VCKYCY1EF104Z	J	0.1	25V	Ceramic	AA
C7292	VCKYCY1EF104Z	J	0.1	25V	Ceramic	AA
C7293	VCKYCY1EF104Z	J	0.1	25V	Ceramic	AA
C7294	VCEAPF1EW475M	J	4.7	25V	Electrolytic	AB
C7301	VCEAPF1EW336M	J	33	25V	Electrolytic	AB
C7302	VCKYCY1EF104Z	J	0.1	25V	Ceramic	AA
C7303	VCEAPF1CW107M	J	100	16V	Electrolytic	AD
C7304	VCEAPF1EW336M	J	33	25V	Electrolytic	AB
C7305	VCKYCY1EF104Z	J	0.1	25V	Ceramic	AA
C7306	VCEAPF1CW107M	J	100	16V	Electrolytic	AD
C7307	VCEAPF1EW336M	J	33	25V	Electrolytic	AB
C7308	VCKYCY1EF104Z	J	0.1	25V	Ceramic	AA
C7309	VCEAPF1CW107M	J	100	16V	Electrolytic	AD
C7310	VCEAPF1EW336M	J	33	25V	Electrolytic	AB
C7311	VCKYCY1EF104Z	J	0.1	25V	Ceramic	AA
C7312	VCEAPF1CW107M	J	100	16V	Electrolytic	AD
C7315	VCKYCY1EF104Z	J	0.1	25V	Ceramic	AA
C7316	VCKYCY1EF104Z	J	0.1	25V	Ceramic	AA
C7317	VCEAPF1CW107M	J	100	16V	Electrolytic	AD
C7318	VCKYCY1EF104Z	J	0.1	25V	Ceramic	AA
C7319	VCEAPF1CW476M	J	47	16V	Electrolytic	AC
C7320	VCKYCY1EF104Z	J	0.1	25V	Ceramic	AA
C7321	VCKYCY1EF104Z	J	0.1	25V	Ceramic	AA
C7322	VCEAPF1CW476M	J	47	16V	Electrolytic	AC
C7501	VCEAPF1EW336M	J	33	25V	Electrolytic	AB
C7502	VCEAPF1EW336M	J	33	25V	Electrolytic	AB
C7504	VCEAPF1EW336M	J	33	25V	Electrolytic	AB
C7505	VCEAPF1CW107M	J	100	16V	Electrolytic	AD
C7511	VCEAPF1CW476M	J	47	16V	Electrolytic	AC
C7512	VCEAPF0JW107M	J	100	6.3V	Electrolytic	AC
C7521	VCEAPF1CW106M	J	10	16V	Electrolytic	AB
C7601	VCKYCY1EF104Z	J	0.1	25V	Ceramic	AA
C7602	VCEAPF0JW107M	J	100	6.3V	Electrolytic	AC
C7604	VCKYCY1EF104Z	J	0.1	25V	Ceramic	AA
C7607	VCKYCY1EF104Z	J	0.1	25V	Ceramic	AA
C7608	VCKYCY1EF104Z	J	0.1	25V	Ceramic	AA
C7609	VCKYCY1EF104Z	J	0.1	25V	Ceramic	AA
C7610	VCKYCY1EF104Z	J	0.1	25V	Ceramic	AA
C7611	VCKYCY1EF104Z	J	0.1	25V	Ceramic	AA
C7612	VCKYCY1EF104Z	J	0.1	25V	Ceramic	AA

RESISTORS

R1010	VRS-CY1JF102J	J	1.0k	1/16W	Metal Oxide	AA
R1011	VRS-CA1JF101J	J	100	1/16W	Metal Oxide	AA
R1013	VRS-CY1JF331J	J	330	1/16W	Metal Oxide	AA
R1014	VRS-CY1JF222J	J	2.2k	1/16W	Metal Oxide	AA
R1015	VRS-CY1JF682J	J	6.8k	1/16W	Metal Oxide	AA
R1016	VRS-CY1JF102J	J	1.0k	1/16W	Metal Oxide	AA
R1020	VRS-CY1JF102J	J	1.0k	1/16W	Metal Oxide	AA
R1021	VRS-CA1JF101J	J	100	1/16W	Metal Oxide	AA
R1023	VRS-CY1JF331J	J	330	1/16W	Metal Oxide	AA
R1024	VRS-CY1JF222J	J	2.2k	1/16W	Metal Oxide	AA

R1025	VRS-CY1JF682J	J	6.8k	1/16W	Metal Oxide	AA
R1026	VRS-CY1JF102J	J	1.0k	1/16W	Metal Oxide	AA
R1030	VRS-CY1JF102J	J	1.0k	1/16W	Metal Oxide	AA
R1031	VRS-CA1JF101J	J	100	1/16W	Metal Oxide	AA
R1033	VRS-CY1JF331J	J	330	1/16W	Metal Oxide	AA
R1034	VRS-CY1JF222J	J	2.2k	1/16W	Metal Oxide	AA
R1035	VRS-CY1JF682J	J	6.8k	1/16W	Metal Oxide	AA
R1036	VRS-CY1JF102J	J	1.0k	1/16W	Metal Oxide	AA
R1102	VRS-CY1JF101J	J	100	1/16W	Metal Oxide	AA
R1104	VRS-CY1JF332J	J	3.3k	1/16W	Metal Oxide	AA
R1105	VRS-CY1JF101J	J	100	1/16W	Metal Oxide	AA
R1109	VRS-CY1JF102J	J	1.0k	1/16W	Metal Oxide	AA
R1111	VRS-CY1JF181J	J	180	1/16W	Metal Oxide	AA
R1112	VRS-CY1JF331J	J	330	1/16W	Metal Oxide	AA
R1113	VRS-CY1JF222J	J	2.2k	1/16W	Metal Oxide	AA
R1114	VRS-CY1JF222J	J	2.2k	1/16W	Metal Oxide	AA
R1115	VRS-CY1JF3R3J	J	3.3	1/16W	Metal Oxide	AA
R1116	VRS-CY1JF3R3J	J	3.3	1/16W	Metal Oxide	AA
R1120	VRS-CY1JF271J	J	270	1/16W	Metal Oxide	AA
R1121	VRS-CY1JF153J	J	15k	1/16W	Metal Oxide	AA
R1122	VRS-CY1JF101J	J	100	1/16W	Metal Oxide	AA
R1123	VRS-CY1JF102J	J	1.0k	1/16W	Metal Oxide	AA
R1125	VRS-CY1JF000J	J	0	1/16W	Metal Oxide	AA
R1126	VRS-CY1JF000J	J	0	1/16W	Metal Oxide	AA
R1127	VRS-CY1JF000J	J	0	1/16W	Metal Oxide	AA
R1128	VRS-CY1JF000J	J	0	1/16W	Metal Oxide	AA
R1129	VRS-CY1JF000J	J	0	1/16W	Metal Oxide	AA
R1130	VRS-CY1JF000J	J	0	1/16W	Metal Oxide	AA
R1131	VRS-CY1JF102J	J	1.0k	1/16W	Metal Oxide	AA
R1134	VRS-CB1JF103J	J	10k	1/16W	Metal Oxide	AA
R1135	VRS-CA1JF103J	J	10k	1/16W	Metal Oxide	AA
R1138	VRS-CY1JF332J	J	3.3k	1/16W	Metal Oxide	AA
R1140	VRS-CY1JF000J	J	0	1/16W	Metal Oxide	AA
R1143	VRS-CY1JF000J	J	0	1/16W	Metal Oxide	AA
R1144	VRS-CY1JF000J	J	0	1/16W	Metal Oxide	AA
R1145	VRS-CY1JF000J	J	0	1/16W	Metal Oxide	AA
R1150	VRS-CY1JF332J	J	3.3k	1/16W	Metal Oxide	AA
R1154	VRS-CY1JF331J	J	330	1/16W	Metal Oxide	AA
R1155	VRS-CY1JF181J	J	180	1/16W	Metal Oxide	AA
R1156	VRS-CY1JF000J	J	0	1/16W	Metal Oxide	AA
R1158	VRS-CY1JF102J	J	1.0k	1/16W	Metal Oxide	AA
R1163	VRS-CY1JF101J	J	100	1/16W	Metal Oxide	AA
R1164	VRS-CY1JF101J	J	100	1/16W	Metal Oxide	AA
R1165	VRS-CY1JF222J	J	2.2k	1/16W	Metal Oxide	AA
R1166	VRS-CY1JF222J	J	2.2k	1/16W	Metal Oxide	AA
R1167	VRS-CY1JF3R3J	J	3.3	1/16W	Metal Oxide	AA
R1168	VRS-CY1JF3R3J	J	3.3	1/16W	Metal Oxide	AA
R1169	VRS-CY1JF3R3J	J	3.3	1/16W	Metal Oxide	AA
R1170	VRS-CY1JF000J	J	0	1/16W	Metal Oxide	AA
R1171	VRS-CY1JF222J	J	2.2k	1/16W	Metal Oxide	AA
R1172	VRS-CY1JF222J	J	2.2k	1/16W	Metal Oxide	AA
R1173	VRS-CY1JF3R3J	J	3.3	1/16W	Metal Oxide	AA
R1174	VRS-CY1JF3R3J	J	3.3	1/16W	Metal Oxide	AA
R1175	VRS-CY1JF3R3J	J	3.3	1/16W	Metal Oxide	AA
R1178	VRS-CY1JF000J	J	0	1/16W	Metal Oxide	AA
R1180	VRS-CY1JF100J	J	10	1/16W	Metal Oxide	AA
R1181	VRS-CY1JF000J	J	0	1/16W	Metal Oxide	AA
R1182	VRS-CY1JF000J	J	0	1/16W	Metal Oxide	AA
R1183	VRS-CY1JF000J	J	0	1/16W	Metal Oxide	AA
R1184	VRS-CY1JF100J	J	10	1/16W	Metal Oxide	AA
R1185	VRS-CY1JF100J	J	10	1/16W	Metal Oxide	AA
R1186	VRS-CY1JF100J	J	10	1/16W	Metal Oxide	AA
R1187	VRS-CY1JF100J	J	10	1/16W	Metal Oxide	AA
R1188	VRS-CY1JF100J	J	10	1/16W	Metal Oxide	AA
R1189	VRS-CY1JF100J	J	10	1/16W	Metal Oxide	AA
R1190	VRS-CY1JF100J	J	10	1/16W	Metal Oxide	AA
R1191	VRS-CY1JF100J	J	10	1/16W	Metal Oxide	AA
R1192	VRS-CY1JF100J	J	10	1/16W	Metal Oxide	AA
R1202	VRS-CY1JF101J	J	100	1/16W	Metal Oxide	AA
R1204	VRS-CY1JF332J	J	3.3k	1/16W	Metal Oxide	AA
R1205	VRS-CY1JF101J	J	100	1/16W	Metal Oxide	AA
R1209	VRS-CY1JF102J	J	1.0k	1/16W	Metal Oxide	AA
R1211	VRS-CY1JF181J	J	180	1/16W	Metal Oxide	AA
R1212	VRS-CY1JF331J	J	330	1/16W	Metal Oxide	AA
R1213	VRS-CY1JF222J	J	2.2k	1/16W	Metal Oxide	AA

Ref. No.	Part No.	★	Description	Code	Ref. No.	Part No.	★	Description	Code
DUNTKA154DE02 OUTPUT UNIT(Continued)					R1335	VRS-CA1JF103J	J 10k	1/16W Metal Oxide	AA
R1214	VRS-CY1JF222J	J 2.2k	1/16W Metal Oxide	AA	R1340	VRS-CY1JF000J	J 0	1/16W Metal Oxide	AA
R1215	VRS-CY1JF3R3J	J 3.3	1/16W Metal Oxide	AA	R1343	VRS-CY1JF000J	J 0	1/16W Metal Oxide	AA
R1216	VRS-CY1JF3R3J	J 3.3	1/16W Metal Oxide	AA	R1344	VRS-CY1JF000J	J 0	1/16W Metal Oxide	AA
R1220	VRS-CY1JF271J	J 270	1/16W Metal Oxide	AA	R1345	VRS-CY1JF000J	J 0	1/16W Metal Oxide	AA
R1221	VRS-CY1JF153J	J 15k	1/16W Metal Oxide	AA	R1350	VRS-CY1JF332J	J 3.3k	1/16W Metal Oxide	AA
R1222	VRS-CY1JF101J	J 100	1/16W Metal Oxide	AA	R1354	VRS-CY1JF331J	J 330	1/16W Metal Oxide	AA
R1223	VRS-CY1JF102J	J 1.0k	1/16W Metal Oxide	AA	R1355	VRS-CY1JF181J	J 180	1/16W Metal Oxide	AA
R1225	VRS-CY1JF000J	J 0	1/16W Metal Oxide	AA	R1356	VRS-CY1JF000J	J 0	1/16W Metal Oxide	AA
R1226	VRS-CY1JF000J	J 0	1/16W Metal Oxide	AA	R1358	VRS-CY1JF102J	J 1.0k	1/16W Metal Oxide	AA
R1227	VRS-CY1JF000J	J 0	1/16W Metal Oxide	AA	R1363	VRS-CY1JF101J	J 100	1/16W Metal Oxide	AA
R1231	VRS-CY1JF102J	J 1.0k	1/16W Metal Oxide	AA	R1364	VRS-CY1JF101J	J 100	1/16W Metal Oxide	AA
R1234	VRS-CB1JF103J	J 10k	1/16W Metal Oxide	AA	R1365	VRS-CY1JF222J	J 2.2k	1/16W Metal Oxide	AA
R1235	VRS-CA1JF103J	J 10k	1/16W Metal Oxide	AA	R1366	VRS-CY1JF222J	J 2.2k	1/16W Metal Oxide	AA
R1240	VRS-CY1JF000J	J 0	1/16W Metal Oxide	AA	R1367	VRS-CY1JF3R3J	J 3.3	1/16W Metal Oxide	AA
R1243	VRS-CY1JF000J	J 0	1/16W Metal Oxide	AA	R1368	VRS-CY1JF3R3J	J 3.3	1/16W Metal Oxide	AA
R1244	VRS-CY1JF000J	J 0	1/16W Metal Oxide	AA	R1369	VRS-CY1JF3R3J	J 3.3	1/16W Metal Oxide	AA
R1245	VRS-CY1JF000J	J 0	1/16W Metal Oxide	AA	R1370	VRS-CY1JF000J	J 0	1/16W Metal Oxide	AA
R1250	VRS-CY1JF332J	J 3.3k	1/16W Metal Oxide	AA	R1371	VRS-CY1JF222J	J 2.2k	1/16W Metal Oxide	AA
R1254	VRS-CY1JF331J	J 330	1/16W Metal Oxide	AA	R1372	VRS-CY1JF222J	J 2.2k	1/16W Metal Oxide	AA
R1255	VRS-CY1JF181J	J 180	1/16W Metal Oxide	AA	R1373	VRS-CY1JF3R3J	J 3.3	1/16W Metal Oxide	AA
R1256	VRS-CY1JF000J	J 0	1/16W Metal Oxide	AA	R1374	VRS-CY1JF3R3J	J 3.3	1/16W Metal Oxide	AA
R1258	VRS-CY1JF102J	J 1.0k	1/16W Metal Oxide	AA	R1375	VRS-CY1JF3R3J	J 3.3	1/16W Metal Oxide	AA
R1263	VRS-CY1JF101J	J 100	1/16W Metal Oxide	AA	R1378	VRS-CY1JF000J	J 0	1/16W Metal Oxide	AA
R1264	VRS-CY1JF101J	J 100	1/16W Metal Oxide	AA	R1380	VRS-CY1JF100J	J 10	1/16W Metal Oxide	AA
R1265	VRS-CY1JF222J	J 2.2k	1/16W Metal Oxide	AA	R1381	VRS-CY1JF000J	J 0	1/16W Metal Oxide	AA
R1266	VRS-CY1JF222J	J 2.2k	1/16W Metal Oxide	AA	R1382	VRS-CY1JF000J	J 0	1/16W Metal Oxide	AA
R1267	VRS-CY1JF3R3J	J 3.3	1/16W Metal Oxide	AA	R1383	VRS-CY1JF000J	J 0	1/16W Metal Oxide	AA
R1268	VRS-CY1JF3R3J	J 3.3	1/16W Metal Oxide	AA	R1384	VRS-CY1JF100J	J 10	1/16W Metal Oxide	AA
R1269	VRS-CY1JF3R3J	J 3.3	1/16W Metal Oxide	AA	R1385	VRS-CY1JF100J	J 10	1/16W Metal Oxide	AA
R1270	VRS-CY1JF000J	J 0	1/16W Metal Oxide	AA	R1386	VRS-CY1JF100J	J 10	1/16W Metal Oxide	AA
R1271	VRS-CY1JF222J	J 2.2k	1/16W Metal Oxide	AA	R1387	VRS-CY1JF100J	J 10	1/16W Metal Oxide	AA
R1272	VRS-CY1JF222J	J 2.2k	1/16W Metal Oxide	AA	R1388	VRS-CY1JF100J	J 10	1/16W Metal Oxide	AA
R1273	VRS-CY1JF3R3J	J 3.3	1/16W Metal Oxide	AA	R1389	VRS-CY1JF100J	J 10	1/16W Metal Oxide	AA
R1274	VRS-CY1JF3R3J	J 3.3	1/16W Metal Oxide	AA	R1390	VRS-CY1JF100J	J 10	1/16W Metal Oxide	AA
R1275	VRS-CY1JF3R3J	J 3.3	1/16W Metal Oxide	AA	R1391	VRS-CY1JF100J	J 10	1/16W Metal Oxide	AA
R1278	VRS-CY1JF000J	J 0	1/16W Metal Oxide	AA	R1392	VRS-CY1JF100J	J 10	1/16W Metal Oxide	AA
R1280	VRS-CY1JF100J	J 10	1/16W Metal Oxide	AA	R1395	VRS-CY1JF272J	J 2.7k	1/16W Metal Oxide	AA
R1281	VRS-CY1JF000J	J 0	1/16W Metal Oxide	AA	R1396	VRS-TV1JD270J	J 27	1/16W Metal Oxide	AA
R1282	VRS-CY1JF000J	J 0	1/16W Metal Oxide	AA	R1397	VRS-CY1JF222J	J 2.2k	1/16W Metal Oxide	AA
R1283	VRS-CY1JF000J	J 0	1/16W Metal Oxide	AA	R1601	VRS-TX2HF2R2J	J 2.2	1/2W Metal Oxide	AB
R1284	VRS-CY1JF100J	J 10	1/16W Metal Oxide	AA	R1603	VRS-CY1JF123F	J 12k	1/16W Metal Oxide	AA
R1285	VRS-CY1JF100J	J 10	1/16W Metal Oxide	AA	R1604	VRS-CY1JF102F	J 1.0k	1/16W Metal Oxide	AA
R1286	VRS-CY1JF100J	J 10	1/16W Metal Oxide	AA	R1605	VRS-CY1JF510F	J 51	1/16W Metal Oxide	AA
R1287	VRS-CY1JF100J	J 10	1/16W Metal Oxide	AA	R1606	VRS-CY1JF332J	J 3.3k	1/16W Metal Oxide	AA
R1288	VRS-CY1JF100J	J 10	1/16W Metal Oxide	AA	R1608	VRS-CY1JF392J	J 3.9k	1/16W Metal Oxide	AA
R1289	VRS-CY1JF100J	J 10	1/16W Metal Oxide	AA	R1609	VRS-CY1JF101J	J 100	1/16W Metal Oxide	AA
R1290	VRS-CY1JF100J	J 10	1/16W Metal Oxide	AA	R1610	VRS-CY1JF103J	J 10k	1/16W Metal Oxide	AA
R1291	VRS-CY1JF100J	J 10	1/16W Metal Oxide	AA	R1611	VRS-CY1JF222J	J 2.2k	1/16W Metal Oxide	AA
R1292	VRS-CY1JF100J	J 10	1/16W Metal Oxide	AA	R1612	VRS-CY1JF182J	J 1.8k	1/16W Metal Oxide	AA
R1295	VRS-CY1JF183J	J 18k	1/16W Metal Oxide	AA	R1613	VRS-CY1JF332J	J 3.3k	1/16W Metal Oxide	AA
R1302	VRS-CY1JF101J	J 100	1/16W Metal Oxide	AA	R1614	VRS-CY1JF222J	J 2.2k	1/16W Metal Oxide	AA
R1304	VRS-CY1JF332J	J 3.3k	1/16W Metal Oxide	AA	R1615	VRS-CY1JF272J	J 2.7k	1/16W Metal Oxide	AA
R1305	VRS-CY1JF101J	J 100	1/16W Metal Oxide	AA	R1620	VRS-CY1JF222F	J 2.2k	1/16W Metal Oxide	AA
R1309	VRS-CY1JF102J	J 1.0k	1/16W Metal Oxide	AA	R1621	VRS-CY1JF222F	J 2.2k	1/16W Metal Oxide	AA
R1311	VRS-CY1JF181J	J 180	1/16W Metal Oxide	AA	R1622	VRS-CY1JF391J	J 390	1/16W Metal Oxide	AA
R1312	VRS-CY1JF331J	J 330	1/16W Metal Oxide	AA	R1623	VRS-CY1JF391J	J 390	1/16W Metal Oxide	AA
R1313	VRS-CY1JF222J	J 2.2k	1/16W Metal Oxide	AA	R1624	VRS-CY1JF104J	J 100k	1/16W Metal Oxide	AA
R1314	VRS-CY1JF222J	J 2.2k	1/16W Metal Oxide	AA	R1625	VRS-CY1JF182J	J 1.8k	1/16W Metal Oxide	AA
R1315	VRS-CY1JF3R3J	J 3.3	1/16W Metal Oxide	AA	R1626	VRS-CY1JF472J	J 4.7k	1/16W Metal Oxide	AA
R1316	VRS-CY1JF3R3J	J 3.3	1/16W Metal Oxide	AA	R1627	VRS-CY1JF332J	J 3.3k	1/16W Metal Oxide	AA
R1320	VRS-CY1JF271J	J 270	1/16W Metal Oxide	AA	R1628	VRS-CY1JF682J	J 6.8k	1/16W Metal Oxide	AA
R1321	VRS-CY1JF153J	J 15k	1/16W Metal Oxide	AA	R1629	VRS-CY1JF562J	J 5.6k	1/16W Metal Oxide	AA
R1322	VRS-CY1JF101J	J 100	1/16W Metal Oxide	AA	R1631	VRS-TX2HF2R2J	J 2.2	1/2W Metal Oxide	AB
R1323	VRS-CY1JF102J	J 1.0k	1/16W Metal Oxide	AA	R1632	VRS-CY1JF103J	J 10k	1/16W Metal Oxide	AA
R1325	VRS-CY1JF000J	J 0	1/16W Metal Oxide	AA	R1652	VRS-CY1JF153J	J 15k	1/16W Metal Oxide	AA
R1326	VRS-CY1JF000J	J 0	1/16W Metal Oxide	AA	R1653	VRS-CY1JF153J	J 15k	1/16W Metal Oxide	AA
R1327	VRS-CY1JF000J	J 0	1/16W Metal Oxide	AA	R1654	VRS-CY1JF153J	J 15k	1/16W Metal Oxide	AA
R1331	VRS-CY1JF102J	J 1.0k	1/16W Metal Oxide	AA	R1655	VRS-CY1JF562J	J 5.6k	1/16W Metal Oxide	AA
R1332	VRS-CY1JF560J	J 56	1/16W Metal Oxide	AA	R1656	VRS-CY1JF562J	J 5.6k	1/16W Metal Oxide	AA
R1333	VRS-CY1JF560J	J 56	1/16W Metal Oxide	AA	R1657	VRS-CY1JF682J	J 6.8k	1/16W Metal Oxide	AA
R1334	VRS-CB1JF103J	J 10k	1/16W Metal Oxide	AA	R1659	VRS-CY1JF203J	J 20k	1/16W Metal Oxide	AA
					R1660	VRS-CY1JF682J	J 6.8k	1/16W Metal Oxide	AA
					R1661	VRS-CY1JF103J	J 10k	1/16W Metal Oxide	AA
					R1666	VRS-CY1JF103J	J 10k	1/16W Metal Oxide	AA

Ref. No.	Part No.	★	Description	Code	Ref. No.	Part No.	★	Description	Code
DUNTKA154DE02									
OUTPUT UNIT(Continued)									
R2684	VRS-CY1JF823J	J 82k	1/16W Metal Oxide	AA	R2886	VRS-CY1JF101J	J 100	1/16W Metal Oxide	AA
R2685	VRS-CY1JF103J	J 10k	1/16W Metal Oxide	AA	R2888	VRS-CY1JF101J	J 100	1/16W Metal Oxide	AA
R2687	VRS-CY1JF823J	J 82k	1/16W Metal Oxide	AA	R2889	VRS-CY1JF101J	J 100	1/16W Metal Oxide	AA
R2688	VRS-CY1JF103J	J 10k	1/16W Metal Oxide	AA	R2891	VRS-CY1JF101J	J 100	1/16W Metal Oxide	AA
R2690	VRS-TV1JD000J	J 0	1/16W Metal Oxide	AA	R2895	VRS-CY1JF101J	J 100	1/16W Metal Oxide	AA
R2691	VRS-TV1JD000J	J 0	1/16W Metal Oxide	AA	R2896	VRS-CY1JF000J	J 0	1/16W Metal Oxide	AA
R2692	VRS-TV1JD000J	J 0	1/16W Metal Oxide	AA	R2897	VRS-CY1JF101J	J 100	1/16W Metal Oxide	AA
R2693	VRS-TV1JD000J	J 0	1/16W Metal Oxide	AA	R2950	VRS-CY1JF000J	J 0	1/16W Metal Oxide	AA
R2694	VRS-CY1JF104J	J 100k	1/16W Metal Oxide	AA	R2951	VRS-CY1JF000J	J 0	1/16W Metal Oxide	AA
R2695	VRS-CY1JF103J	J 10k	1/16W Metal Oxide	AA	R2952	VRS-CY1JF000J	J 0	1/16W Metal Oxide	AA
R2696	VRS-CY1JF103J	J 10k	1/16W Metal Oxide	AA	R2954	VRS-CY1JF101J	J 100	1/16W Metal Oxide	AA
R2697	VRS-CY1JF103J	J 10k	1/16W Metal Oxide	AA	R2955	VRS-CY1JF101J	J 100	1/16W Metal Oxide	AA
R2698	VRS-CY1JF103J	J 10k	1/16W Metal Oxide	AA	R2956	VRS-CY1JF332J	J 3.3k	1/16W Metal Oxide	AA
R2699	VRS-CY1JF101J	J 100	1/16W Metal Oxide	AA	R2958	VRS-CY1JF000J	J 0	1/16W Metal Oxide	AA
R2710	VRS-CY1JF472J	J 4.7k	1/16W Metal Oxide	AA	R2960	VRS-CY1JF470J	J 47	1/16W Metal Oxide	AA
R2712	VRS-CY1JF472J	J 4.7k	1/16W Metal Oxide	AA	R2962	VRS-CY1JF000J	J 0	1/16W Metal Oxide	AA
R2713	VRS-CY1JF104J	J 100k	1/16W Metal Oxide	AA	R2967	VRS-CY1JF000J	J 0	1/16W Metal Oxide	AA
R2716	VRS-CY1JF102J	J 1.0k	1/16W Metal Oxide	AA	R2970	VRS-CY1JF000J	J 0	1/16W Metal Oxide	AA
R2717	VRS-CY1JF104J	J 100k	1/16W Metal Oxide	AA	R2971	VRS-CY1JF000J	J 0	1/16W Metal Oxide	AA
R2718	VRS-CY1JF104J	J 100k	1/16W Metal Oxide	AA	R2972	VRS-CY1JF000J	J 0	1/16W Metal Oxide	AA
R2719	VRS-CY1JF103J	J 10k	1/16W Metal Oxide	AA	R2973	VRS-CY1JF000J	J 0	1/16W Metal Oxide	AA
R2720	VRS-CY1JF473J	J 47k	1/16W Metal Oxide	AA	R2977	VRS-CY1JF000J	J 0	1/16W Metal Oxide	AA
R2721	VRS-CY1JF000J	J 0	1/16W Metal Oxide	AA	R2978	VRS-CY1JF000J	J 0	1/16W Metal Oxide	AA
R2722	VRS-CY1JF103J	J 10k	1/16W Metal Oxide	AA	R2981	VRS-CY1JF000J	J 0	1/16W Metal Oxide	AA
R2723	VRS-CY1JF392J	J 3.9k	1/16W Metal Oxide	AA	R2982	VRS-CY1JF000J	J 0	1/16W Metal Oxide	AA
R2724	VRS-CY1JF222J	J 2.2k	1/16W Metal Oxide	AA	R2986	VRS-CY1JF101J	J 100	1/16W Metal Oxide	AA
R2725	VRS-CY1JF392J	J 3.9k	1/16W Metal Oxide	AA	R2988	VRS-CY1JF101J	J 100	1/16W Metal Oxide	AA
R2730	VRS-CY1JF154J	J 150k	1/16W Metal Oxide	AA	R2989	VRS-CY1JF101J	J 100	1/16W Metal Oxide	AA
R2750	VRS-CY1JF000J	J 0	1/16W Metal Oxide	AA	R2991	VRS-CY1JF101J	J 100	1/16W Metal Oxide	AA
R2751	VRS-CY1JF000J	J 0	1/16W Metal Oxide	AA	R2995	VRS-CY1JF101J	J 100	1/16W Metal Oxide	AA
R2752	VRS-CY1JF000J	J 0	1/16W Metal Oxide	AA	R2996	VRS-CY1JF000J	J 0	1/16W Metal Oxide	AA
R2754	VRS-CY1JF101J	J 100	1/16W Metal Oxide	AA	R2997	VRS-CY1JF101J	J 100	1/16W Metal Oxide	AA
R2755	VRS-CY1JF101J	J 100	1/16W Metal Oxide	AA	R4201	VRS-CY1JF103J	J 10k	1/16W Metal Oxide	AA
R2756	VRS-CY1JF332J	J 3.3k	1/16W Metal Oxide	AA	R4202	VRS-CY1JF103J	J 10k	1/16W Metal Oxide	AA
R2758	VRS-CY1JF000J	J 0	1/16W Metal Oxide	AA	R4203	VRN-CY1JF102D	J 1.0k	1/16W Metal Film	AB
R2760	VRS-CY1JF470J	J 47	1/16W Metal Oxide	AA	R4204	VRN-CY1JF102D	J 1.0k	1/16W Metal Film	AB
R2762	VRS-CY1JF000J	J 0	1/16W Metal Oxide	AA	R4205	VRS-CY1JF103J	J 10k	1/16W Metal Oxide	AA
R2767	VRS-CY1JF000J	J 0	1/16W Metal Oxide	AA	R4206	VRS-CY1JF103J	J 10k	1/16W Metal Oxide	AA
R2770	VRS-CY1JF000J	J 0	1/16W Metal Oxide	AA	R4207	VRS-CY1JF333J	J 33k	1/16W Metal Oxide	AA
R2771	VRS-CY1JF000J	J 0	1/16W Metal Oxide	AA	R4208	VRS-CY1JF333J	J 33k	1/16W Metal Oxide	AA
R2772	VRS-CY1JF000J	J 0	1/16W Metal Oxide	AA	R4210	VRS-CY1JF682J	J 6.8k	1/16W Metal Oxide	AA
R2773	VRS-CY1JF000J	J 0	1/16W Metal Oxide	AA	R4211	VRS-CY1JF223J	J 22k	1/16W Metal Oxide	AA
R2777	VRS-CY1JF000J	J 0	1/16W Metal Oxide	AA	R4212	VRS-CY1JF682J	J 6.8k	1/16W Metal Oxide	AA
R2778	VRS-CY1JF000J	J 0	1/16W Metal Oxide	AA	R4213	VRS-CY1JF223J	J 22k	1/16W Metal Oxide	AA
R2781	VRS-CY1JF000J	J 0	1/16W Metal Oxide	AA	R4214	VRS-CY1JF101J	J 100	1/16W Metal Oxide	AA
R2782	VRS-CY1JF000J	J 0	1/16W Metal Oxide	AA	R4215	VRS-CY1JF102J	J 1.0k	1/16W Metal Oxide	AA
R2786	VRS-CY1JF101J	J 100	1/16W Metal Oxide	AA	R4216	VRS-CY1JF391J	J 390	1/16W Metal Oxide	AA
R2788	VRS-CY1JF101J	J 100	1/16W Metal Oxide	AA	R4217	VRS-CY1JF332J	J 3.3k	1/16W Metal Oxide	AA
R2789	VRS-CY1JF101J	J 100	1/16W Metal Oxide	AA	R4218	VRS-CY1JF101J	J 100	1/16W Metal Oxide	AA
R2791	VRS-CY1JF101J	J 100	1/16W Metal Oxide	AA	R4219	VRS-CY1JF102J	J 1.0k	1/16W Metal Oxide	AA
R2795	VRS-CY1JF101J	J 100	1/16W Metal Oxide	AA	R4220	VRS-CY1JF391J	J 390	1/16W Metal Oxide	AA
R2796	VRS-CY1JF000J	J 0	1/16W Metal Oxide	AA	R4221	VRS-CY1JF332J	J 3.3k	1/16W Metal Oxide	AA
R2797	VRS-CY1JF101J	J 100	1/16W Metal Oxide	AA	R4222	VRS-CY1JF103J	J 10k	1/16W Metal Oxide	AA
R2850	VRS-CY1JF000J	J 0	1/16W Metal Oxide	AA	R4223	VRS-CY1JF102J	J 1.0k	1/16W Metal Oxide	AA
R2851	VRS-CY1JF000J	J 0	1/16W Metal Oxide	AA	R4224	VRS-CY1JF103J	J 10k	1/16W Metal Oxide	AA
R2852	VRS-CY1JF000J	J 0	1/16W Metal Oxide	AA	R4225	VRS-CY1JF102J	J 1.0k	1/16W Metal Oxide	AA
R2854	VRS-CY1JF101J	J 100	1/16W Metal Oxide	AA	R4228	VRS-CY1JF103J	J 10k	1/16W Metal Oxide	AA
R2855	VRS-CY1JF101J	J 100	1/16W Metal Oxide	AA	R4229	VRS-CY1JF103J	J 10k	1/16W Metal Oxide	AA
R2856	VRS-CY1JF332J	J 3.3k	1/16W Metal Oxide	AA	R5102	VRS-CY1JF101J	J 100	1/16W Metal Oxide	AA
R2858	VRS-CY1JF000J	J 0	1/16W Metal Oxide	AA	R5104	VRS-CY1JF101J	J 100	1/16W Metal Oxide	AA
R2860	VRS-CY1JF470J	J 47	1/16W Metal Oxide	AA	R5105	VRS-CY1JF101J	J 100	1/16W Metal Oxide	AA
R2862	VRS-CY1JF000J	J 0	1/16W Metal Oxide	AA	R5106	VRS-CY1JF101J	J 100	1/16W Metal Oxide	AA
R2867	VRS-CY1JF000J	J 0	1/16W Metal Oxide	AA	R5112	VRS-CY1JF101J	J 100	1/16W Metal Oxide	AA
R2870	VRS-CY1JF000J	J 0	1/16W Metal Oxide	AA	R5113	VRS-CY1JF101J	J 100	1/16W Metal Oxide	AA
R2871	VRS-CY1JF000J	J 0	1/16W Metal Oxide	AA	R5122	VRS-CY1JF000J	J 0	1/16W Metal Oxide	AA
R2872	VRS-CY1JF000J	J 0	1/16W Metal Oxide	AA	R5130	VRS-CY1JF103J	J 10k	1/16W Metal Oxide	AA
R2873	VRS-CY1JF000J	J 0	1/16W Metal Oxide	AA	R5131	VRS-CY1JF000J	J 0	1/16W Metal Oxide	AA
R2877	VRS-CY1JF000J	J 0	1/16W Metal Oxide	AA	R5133	VRS-CY1JF103J	J 10k	1/16W Metal Oxide	AA
R2878	VRS-CY1JF000J	J 0	1/16W Metal Oxide	AA	R5135	VRS-CY1JF000J	J 0	1/16W Metal Oxide	AA
R2881	VRS-CY1JF000J	J 0	1/16W Metal Oxide	AA	R5201	VRS-CB1JF101J	J 100	1/16W Metal Oxide	AA
R2882	VRS-CY1JF000J	J 0	1/16W Metal Oxide	AA	R5202	VRS-CY1JF000J	J 0	1/16W Metal Oxide	AA
					R5203	VRS-CY1JF000J	J 0	1/16W Metal Oxide	AA
					R5204	VRS-CB1JF101J	J 100	1/16W Metal Oxide	AA
					R5205	VRS-CY1JF000J	J 0	1/16W Metal Oxide	AA
					R5207	VRS-CB1JF332J	J 3.3k	1/16W Metal Oxide	AC

Ref. No.	Part No.	★	Description	Code	Ref. No.	Part No.	★	Description	Code
DUNTKA154DE02					R5494	VRS-CY1JF101J	J 100	1/16W Metal Oxide	AA
OUTPUT UNIT(Continued)					R5495	VRS-CY1JF101J	J 100	1/16W Metal Oxide	AA
R5208	VRS-CB1JF332J	J 3.3k	1/16W Metal Oxide	AC	R5496	VRS-CY1JF221J	J 220	1/16W Metal Oxide	AA
R5209	VRS-CB1JF222J	J 2.2k	1/16W Metal Oxide	AC	R5497	VRS-CA1JF101J	J 100	1/16W Metal Oxide	AA
R5221	VRS-TV1JD000J	J 0	1/16W Metal Oxide	AA	R5498	VRS-CY1JF222J	J 2.2k	1/16W Metal Oxide	AA
R5303	VRS-CA1JF101J	J 100	1/16W Metal Oxide	AA	R5499	VRS-CY1JF473J	J 47k	1/16W Metal Oxide	AA
R5305	VRS-CY1JF103J	J 10k	1/16W Metal Oxide	AA	R6801	VRS-CY1JF561J	J 560	1/16W Metal Oxide	AA
R5306	VRS-CY1JF101J	J 100	1/16W Metal Oxide	AA	R6802	VRS-CY1JF101J	J 100	1/16W Metal Oxide	AA
R5310	VRS-CA1JF101J	J 100	1/16W Metal Oxide	AA	R6803	VRS-CY1JF561J	J 560	1/16W Metal Oxide	AA
R5311	VRS-CY1JF101J	J 100	1/16W Metal Oxide	AA	R6804	VRS-CY1JF101J	J 100	1/16W Metal Oxide	AA
R5312	VRS-CY1JF682J	J 6.8k	1/16W Metal Oxide	AA	R6805	VRS-CY1JF561J	J 560	1/16W Metal Oxide	AA
R5313	VRS-CY1JF101J	J 100	1/16W Metal Oxide	AA	R6806	VRS-CY1JF101J	J 100	1/16W Metal Oxide	AA
R5316	VRS-CY1JF682J	J 6.8k	1/16W Metal Oxide	AA	R6807	VRN-CY1JF182D	J 1.8k	1/16W Metal Film	AA
R5318	VRS-CY1JF103J	J 10k	1/16W Metal Oxide	AA	R6808	VRN-CY1JF562D	J 5.6k	1/16W Metal Film	AB
R5327	VRS-CY1JF000J	J 0	1/16W Metal Oxide	AA	R6809	VRS-CY1JF101J	J 100	1/16W Metal Oxide	AA
R5335	VRS-CA1JF101J	J 100	1/16W Metal Oxide	AA	R6811	VRS-CY1JF471J	J 470	1/16W Metal Oxide	AA
R5342	VRS-CY1JF101J	J 100	1/16W Metal Oxide	AA	R6812	VRS-CY1JF471J	J 470	1/16W Metal Oxide	AA
R5344	VRS-CY1JF102J	J 1.0k	1/16W Metal Oxide	AA	R6813	VRS-CY1JF222J	J 2.2k	1/16W Metal Oxide	AA
R5345	VRS-CY1JF101J	J 100	1/16W Metal Oxide	AA	R6814	VRS-CY1JF222J	J 2.2k	1/16W Metal Oxide	AA
R5348	VRS-CB1JF101J	J 100	1/16W Metal Oxide	AA	R6815	VRS-CY1JF222J	J 2.2k	1/16W Metal Oxide	AA
R5349	VRS-CY1JF102J	J 1.0k	1/16W Metal Oxide	AA	R6816	VRS-CY1JF222J	J 2.2k	1/16W Metal Oxide	AA
R5352	VRS-CY1JF102J	J 1.0k	1/16W Metal Oxide	AA	R6817	VRS-CY1JF222J	J 2.2k	1/16W Metal Oxide	AA
R5354	VRS-CY1JF101J	J 100	1/16W Metal Oxide	AA	R6818	VRS-CY1JF222J	J 2.2k	1/16W Metal Oxide	AA
R5357	VRS-CY1JF101J	J 100	1/16W Metal Oxide	AA	R6819	VRS-CY1JF222J	J 2.2k	1/16W Metal Oxide	AA
R5366	VRS-CY1JF102J	J 1.0k	1/16W Metal Oxide	AA	R6825	VRS-CY1JF152J	J 1.5k	1/16W Metal Oxide	AA
R5367	VRS-CY1JF472J	J 4.7k	1/16W Metal Oxide	AA	R6826	VRS-CY1JF102J	J 1k	1/16W Metal Oxide	AA
R5368	VRS-CY1JF102J	J 1.0k	1/16W Metal Oxide	AA	R6827	VRS-CY1JF221J	J 220	1/16W Metal Oxide	AA
R5369	VRS-CY1JF472J	J 4.7k	1/16W Metal Oxide	AA	R6828	VRS-CY1JF121J	J 120	1/16W Metal Oxide	AA
R5370	VRS-CY1JF121J	J 120	1/16W Metal Oxide	AA	R6829	VRS-CY1JF102J	J 1k	1/16W Metal Oxide	AA
R5371	VRS-TV1JD121J	J 120	1/16W Metal Oxide	AA	R6830	VRS-CY1JF221J	J 220	1/16W Metal Oxide	AA
R5372	VRS-TV1JD121J	J 120	1/16W Metal Oxide	AA	R6831	VRS-CY1JF121J	J 120	1/16W Metal Oxide	AA
R5373	VRS-CY1JF121J	J 120	1/16W Metal Oxide	AA	R6832	VRS-CY1JF102J	J 1k	1/16W Metal Oxide	AA
R5375	VRS-CY1JF101J	J 100	1/16W Metal Oxide	AA	R6833	VRS-CY1JF221J	J 220	1/16W Metal Oxide	AA
R5376	VRS-CY1JF101J	J 100	1/16W Metal Oxide	AA	R6834	VRS-CY1JF121J	J 120	1/16W Metal Oxide	AA
R5384	VRS-CY1JF101J	J 100	1/16W Metal Oxide	AA	R6836	VRS-CY1JF471J	J 470	1/16W Metal Oxide	AA
R5393	VRS-CY1JF000J	J 0	1/16W Metal Oxide	AA	R6837	VRS-TX2HF000J	J 0	1/2W Metal Oxide	AA
R5395	VRS-CY1JF000J	J 0	1/16W Metal Oxide	AA	R6838	VRS-CY1JF102J	J 1.0k	1/16W Metal Oxide	AA
R5401	VRS-CY1JF222J	J 2.2k	1/16W Metal Oxide	AA	R6839	VRS-CY1JF222J	J 2.2k	1/16W Metal Oxide	AA
R5402	VRS-CY1JF221J	J 220	1/16W Metal Oxide	AA	R6840	VRS-CY1JF102J	J 1.0k	1/16W Metal Oxide	AA
R5403	VRS-CY1JF223J	J 22k	1/16W Metal Oxide	AA	R6841	VRS-CY1JF222J	J 2.2k	1/16W Metal Oxide	AA
R5404	VRS-CY1JF222J	J 2.2k	1/16W Metal Oxide	AA	R6842	VRS-CY1JF102J	J 1.0k	1/16W Metal Oxide	AA
R5406	VRS-CY1JF221J	J 220	1/16W Metal Oxide	AA	R6843	VRS-CY1JF222J	J 2.2k	1/16W Metal Oxide	AA
R5408	VRS-CY1JF101J	J 100	1/16W Metal Oxide	AA	R6846	VRS-CY1JF822J	J 8.2k	1/16W Metal Oxide	AA
R5409	VRS-CY1JF102J	J 1.0k	1/16W Metal Oxide	AA	R6847	VRS-CY1JF000J	J 0	1/16W Metal Oxide	AA
R5410	VRS-CY1JF102J	J 1.0k	1/16W Metal Oxide	AA	R6848	VRS-CY1JF000J	J 0	1/16W Metal Oxide	AA
R5413	VRS-CY1JF101J	J 100	1/16W Metal Oxide	AA	R6849	VRS-CY1JF000J	J 0	1/16W Metal Oxide	AA
R5415	VRS-CY1JF102J	J 1.0k	1/16W Metal Oxide	AA	R6851	VRS-CY1JF103J	J 10k	1/16W Metal Oxide	AA
R5416	VRS-CY1JF102J	J 1.0k	1/16W Metal Oxide	AA	R6852	VRS-CY1JF103J	J 10k	1/16W Metal Oxide	AA
R5417	VRS-CA1JF101J	J 100	1/16W Metal Oxide	AA	R7002	VRS-CY1JF103J	J 10k	1/16W Metal Oxide	AA
R5419	VRS-CY1JF101J	J 100	1/16W Metal Oxide	AA	R7011	VRS-TX2HF2R2J	J 2.2	1/2W Metal Oxide	AB
R5420	VRS-CY1JF101J	J 100	1/16W Metal Oxide	AA	R7015	VRS-CY1JF103J	J 10k	1/16W Metal Oxide	AA
R5421	VRS-CY1JF101J	J 100	1/16W Metal Oxide	AA	R7022	VRS-CY1JF103J	J 10k	1/16W Metal Oxide	AA
R5422	VRS-CY1JF101J	J 100	1/16W Metal Oxide	AA	R7034	VRS-CY1JF472J	J 4.7k	1/16W Metal Oxide	AA
R5423	VRS-CY1JF101J	J 100	1/16W Metal Oxide	AA	R7035	VRS-CY1JF103J	J 10k	1/16W Metal Oxide	AA
R5424	VRS-CY1JF101J	J 100	1/16W Metal Oxide	AA	R7051	VRS-TX2HF1R0J	J 1.0	1/2W Metal Oxide	AA
R5429	VRS-CY1JF101J	J 100	1/16W Metal Oxide	AA	R7052	VRS-TX2HF1R0J	J 1.0	1/2W Metal Oxide	AA
R5440	VRS-CY1JF101J	J 100	1/16W Metal Oxide	AA	R7054	VRS-CY1JF103J	J 10k	1/16W Metal Oxide	AA
R5441	VRS-CY1JF223J	J 22k	1/16W Metal Oxide	AA	R7061	VRS-TX2HF1R0J	J 1.0	1/2W Metal Oxide	AA
R5442	VRS-CY1JF103J	J 10k	1/16W Metal Oxide	AA	R7062	VRS-TX2HF1R0J	J 1.0	1/2W Metal Oxide	AA
R5443	VRS-CY1JF103J	J 10k	1/16W Metal Oxide	AA	R7064	VRS-CY1JF103J	J 10k	1/16W Metal Oxide	AA
R5444	VRS-CY1JF472J	J 4.7k	1/16W Metal Oxide	AA	R7071	VRN-CY1JF102D	J 1.0k	1/16W Metal Film	AB
R5445	VRS-CY1JF103J	J 10k	1/16W Metal Oxide	AA	R7072	VRN-CY1JF562D	J 5.6k	1/16W Metal Film	AB
R5446	VRS-CY1JF103J	J 10k	1/16W Metal Oxide	AA	R7073	VRS-TX2HF5R6J	J 5.6	1/2W Metal Oxide	AA
R5447	VRS-CY1JF103J	J 10k	1/16W Metal Oxide	AA	R7074	VRS-TX2HF5R6J	J 5.6	1/2W Metal Oxide	AA
R5449	VRS-CY1JF103J	J 10k	1/16W Metal Oxide	AA	R7075	VRS-CY1JF103J	J 10k	1/16W Metal Oxide	AA
R5450	VRS-CY1JF000J	J 0	1/16W Metal Oxide	AA	R7101	VRS-CY1JF000J	J 0	1/16W Metal Oxide	AA
R5481	VRS-CY1JF103J	J 10k	1/16W Metal Oxide	AA	R7206	VRS-CY1JF101J	J 100	1/16W Metal Oxide	AA
R5482	VRS-CY1JF823J	J 82k	1/16W Metal Oxide	AA	R7207	VRS-CY1JF101J	J 100	1/16W Metal Oxide	AA
R5483	VRS-CY1JF103J	J 10k	1/16W Metal Oxide	AA	R7208	VRS-CY1JF101J	J 100	1/16W Metal Oxide	AA
R5490	VRS-CY1JF101J	J 100	1/16W Metal Oxide	AA	R7209	VRS-CY1JF101J	J 100	1/16W Metal Oxide	AA
R5491	VRS-CY1JF101J	J 100	1/16W Metal Oxide	AA	R7210	VRS-CY1JF102J	J 1.0k	1/16W Metal Oxide	AA
R5492	VRS-CY1JF101J	J 100	1/16W Metal Oxide	AA	R7223	VRS-CY1JF103J	J 10k	1/16W Metal Oxide	AA
R5493	VRS-CY1JF101J	J 100	1/16W Metal Oxide	AA	R7224	VRS-CY1JF102J	J 1.0k	1/16W Metal Oxide	AA
					R7244	VRS-CY1JF102J	J 1.0k	1/16W Metal Oxide	AA
					R7247	VRS-CY1JF000J	J 0	1/16W Metal Oxide	AA

Ref. No.	Part No.	★	Description	Code	Ref. No.	Part No.	★	Description	Code
DUNTKA154DE02									
OUTPUT UNIT(Continued)									
R7252	VRS-CY1JF102J	J	1.0k 1/16W Metal Oxide	AA	R7520	VRS-CY1JF331J	J	330 1/16W Metal Oxide	AA
R7276	VRS-CY1JF000J	J	0 1/16W Metal Oxide	AA	R7521	VRS-CY1JF331F	J	330 1/16W Metal Oxide	AA
R7277	VRS-CY1JF102J	J	1.0k 1/16W Metal Oxide	AA	R7522	VRS-CY1JF102F	J	1.0k 1/16W Metal Oxide	AA
R7287	VRS-CY1JF000J	J	0 1/16W Metal Oxide	AA	R7603	VRS-CY1JF473J	J	47k 1/16W Metal Oxide	AA
R7288	VRS-CY1JF102J	J	1.0k 1/16W Metal Oxide	AA	R7604	VRS-CY1JF473J	J	47k 1/16W Metal Oxide	AA
R7289	VRS-CY1JF102J	J	1.0k 1/16W Metal Oxide	AA	R7605	VRS-CY1JF101J	J	100 1/16W Metal Oxide	AA
R7290	VRS-CY1JF103J	J	10k 1/16W Metal Oxide	AA	R7606	VRS-CY1JF101J	J	100 1/16W Metal Oxide	AA
R7291	VRS-CY1JF102J	J	1.0k 1/16W Metal Oxide	AA	R7607	VRS-CY1JF000J	J	0 1/16W Metal Oxide	AA
R7295	VRS-CY1JF000J	J	0 1/16W Metal Oxide	AA	R7608	VRS-CY1JF000J	J	0 1/16W Metal Oxide	AA
R7296	VRS-CY1JF101J	J	100 1/16W Metal Oxide	AA	R7615	VRS-CY1JF000J	J	0 1/16W Metal Oxide	AA
R7297	VRS-CY1JF101J	J	100 1/16W Metal Oxide	AA	R7620	VRS-CY1JF222J	J	2.2k 1/16W Metal Oxide	AA
R7298	VRS-CY1JF101J	J	100 1/16W Metal Oxide	AA	R7621	VRS-CY1JF332J	J	3.3k 1/16W Metal Oxide	AA
R7299	VRS-CY1JF101J	J	100 1/16W Metal Oxide	AA	R7622	VRS-CY1JF222J	J	2.2k 1/16W Metal Oxide	AA
R7301	VRS-CY1JF000J	J	0 1/16W Metal Oxide	AA	R7623	VRS-CY1JF332J	J	3.3k 1/16W Metal Oxide	AA
R7303	VRS-TX2HF2R2J	J	2.2 1/2W Metal Oxide	AB	R7624	VRS-CY1JF000J	J	0 1/16W Metal Oxide	AA
R7304	VRS-TX2HF2R2J	J	2.2 1/2W Metal Oxide	AB	R7626	VRS-CY1JF332J	J	3.3k 1/16W Metal Oxide	AA
R7305	VRS-CY1JF102J	J	1.0k 1/16W Metal Oxide	AA	R7627	VRS-CY1JF222J	J	2.2k 1/16W Metal Oxide	AA
R7307	VRN-CY1JF183D	J	18k 1/16W Metal Film	AA	R7630	VRS-CY1JF000J	J	0 1/16W Metal Oxide	AA
R7309	VRN-CY1JF102D	J	1.0k 1/16W Metal Film	AB	R7631	VRS-CY1JF000J	J	0 1/16W Metal Oxide	AA
R7311	VRN-CY1JF102D	J	1.0k 1/16W Metal Film	AB	R7632	VRS-CY1JF000J	J	0 1/16W Metal Oxide	AA
R7314	VRS-CY1JF000J	J	0 1/16W Metal Oxide	AA	R7633	VRS-CY1JF000J	J	0 1/16W Metal Oxide	AA
R7316	VRS-TX2HF2R2J	J	2.2 1/2W Metal Oxide	AB	R7634	VRS-CY1JF000J	J	0 1/16W Metal Oxide	AA
R7317	VRS-TX2HF2R2J	J	2.2 1/2W Metal Oxide	AB	R7635	VRS-CY1JF000J	J	0 1/16W Metal Oxide	AA
R7318	VRS-CY1JF102J	J	1.0k 1/16W Metal Oxide	AA	R7636	VRS-CY1JF104J	J	100k 1/16W Metal Oxide	AA
R7320	VRN-CY1JF183D	J	18k 1/16W Metal Film	AA	R7637	VRS-CY1JF104J	J	100k 1/16W Metal Oxide	AA
R7322	VRN-CY1JF102D	J	1.0k 1/16W Metal Film	AB	SWITCHES				
R7324	VRN-CY1JF102D	J	1.0k 1/16W Metal Film	AB	S2601	QSW-K0065GEZZ	J	Key Switch	AC
R7327	VRS-CY1JF000J	J	0 1/16W Metal Oxide	AA	S4201	QSW-S0198CEZZ	J	Slide Switch	AF
R7329	VRS-TX2HF2R2J	J	2.2 1/2W Metal Oxide	AB	S4202	QSW-S0198CEZZ	J	Slide Switch	AF
R7330	VRS-TX2HF2R2J	J	2.2 1/2W Metal Oxide	AB	MISCELLANEOUS PARTS				
R7331	VRS-CY1JF102J	J	1.0k 1/16W Metal Oxide	AA	FB1101	RBLN-0059CEZZ	J	Ferrite Bead	AB
R7333	VRN-CY1JF512D	J	5.1k 1/16W Metal Film	AC	FB1102	RBLN-0059CEZZ	J	Ferrite Bead	AB
R7335	VRS-CY1JF000J	J	0 1/16W Metal Oxide	AA	FB1104	RBLN-0059CEZZ	J	Ferrite Bead	AB
R7337	VRN-CY1JF102D	J	1.0k 1/16W Metal Film	AB	FB1105	RBLN-0059CEZZ	J	Ferrite Bead	AB
R7338	VRN-CY1JF103D	J	10k 1/16W Metal Film	AA	FB1106	RBLN-0059CEZZ	J	Ferrite Bead	AB
R7339	VRN-CY1JF103D	J	10k 1/16W Metal Film	AA	FB1107	RBLN-0059CEZZ	J	Ferrite Bead	AB
R7340	VRS-CY1JF000J	J	0 1/16W Metal Oxide	AA	FB1201	RBLN-0059CEZZ	J	Ferrite Bead	AB
R7342	VRS-TX2HF2R2J	J	2.2 1/2W Metal Oxide	AB	FB1202	RBLN-0059CEZZ	J	Ferrite Bead	AB
R7343	VRS-TX2HF2R2J	J	2.2 1/2W Metal Oxide	AB	FB1204	RBLN-0059CEZZ	J	Ferrite Bead	AB
R7344	VRS-CY1JF102J	J	1.0k 1/16W Metal Oxide	AA	FB1205	RBLN-0059CEZZ	J	Ferrite Bead	AB
R7346	VRN-CY1JF183D	J	18k 1/16W Metal Film	AA	FB1206	RBLN-0059CEZZ	J	Ferrite Bead	AB
R7348	VRN-CY1JF102D	J	1.0k 1/16W Metal Film	AB	FB1207	RBLN-0059CEZZ	J	Ferrite Bead	AB
R7350	VRN-CY1JF102D	J	1.0k 1/16W Metal Film	AB	FB1301	RBLN-0059CEZZ	J	Ferrite Bead	AB
R7351	VRN-CY1JF103D	J	10k 1/16W Metal Film	AA	FB1302	RBLN-0059CEZZ	J	Ferrite Bead	AB
R7352	VRN-CY1JF103D	J	10k 1/16W Metal Film	AA	FB1304	RBLN-0059CEZZ	J	Ferrite Bead	AB
R7353	VRS-CY1JF473J	J	47k 1/16W Metal Oxide	AA	FB1305	RBLN-0059CEZZ	J	Ferrite Bead	AB
R7359	VRS-CY1JF472J	J	4.7k 1/16W Metal Oxide	AA	FB1306	RBLN-0059CEZZ	J	Ferrite Bead	AB
R7360	VRS-CY1JF472J	J	4.7k 1/16W Metal Oxide	AA	FB1307	RBLN-0059CEZZ	J	Ferrite Bead	AB
R7361	VRS-CY1JF472J	J	4.7k 1/16W Metal Oxide	AA	FB2101	RBLN-0059CEZZ	J	Ferrite Bead	AB
R7362	VRS-CY1JF472J	J	4.7k 1/16W Metal Oxide	AA	FB2201	RBLN-0059CEZZ	J	Ferrite Bead	AB
R7363	VRS-CY1JF101J	J	100 1/16W Metal Oxide	AA	FB2301	RBLN-0059CEZZ	J	Ferrite Bead	AB
R7364	VRS-CY1JF101J	J	100 1/16W Metal Oxide	AA	FB2303	RBLN-0059CEZZ	J	Ferrite Bead	AB
R7370	VRS-CY1JF473J	J	47k 1/16W Metal Oxide	AA	FB2601	RBLN-0059CEZZ	J	Ferrite Bead	AB
R7371	VRS-CY1JF473J	J	47k 1/16W Metal Oxide	AA	FB2602	RBLN-0059CEZZ	J	Ferrite Bead	AB
R7372	VRS-CY1JF473J	J	47k 1/16W Metal Oxide	AA	FB2603	RBLN-0059CEZZ	J	Ferrite Bead	AB
R7373	VRN-CY1JF103D	J	10k 1/16W Metal Film	AA	FB2604	RBLN-0059CEZZ	J	Ferrite Bead	AB
R7375	VRN-CY1JF103D	J	10k 1/16W Metal Film	AA	FB2607	RBLN-0059CEZZ	J	Ferrite Bead	AB
R7376	VRN-CY1JF103D	J	10k 1/16W Metal Film	AA	FB2608	RBLN-0059CEZZ	J	Ferrite Bead	AB
R7382	VRS-CY1JF101J	J	100 1/16W Metal Oxide	AA	FB2609	RBLN-0059CEZZ	J	Ferrite Bead	AB
R7383	VRS-CY1JF680J	J	68 1/16W Metal Oxide	AA	FB2610	RBLN-0062CEZZ	J	Ferrite Bead	AC
R7384	VRS-CY1JF101J	J	100 1/16W Metal Oxide	AA	FB2611	RBLN-0062CEZZ	J	Ferrite Bead	AC
R7385	VRS-CY1JF680J	J	68 1/16W Metal Oxide	AA	FB2612	RBLN-0059CEZZ	J	Ferrite Bead	AB
R7390	VRS-CY1JF101J	J	100 1/16W Metal Oxide	AA	FB2613	RBLN-0059CEZZ	J	Ferrite Bead	AB
R7501	VRS-TW2ED4R7J	J	4.7 1/4W Metal Oxide	AA	FB5401	RBLN-0062CEZZ	J	Ferrite Bead	AC
R7503	VRS-CY1JF622J	J	6.2k 1/16W Metal Oxide	AA	FB5402	RBLN-0062CEZZ	J	Ferrite Bead	AC
R7504	VRS-CY1JF102J	J	1.0k 1/16W Metal Oxide	AA	FB5502	RBLN-0059CEZZ	J	Ferrite Bead	AB
R7505	VRS-TX2HF2R2J	J	2.2 1/2W Metal Oxide	AB	FB7202	RBLN-0062CEZZ	J	Ferrite Bead	AC
R7510	VRS-TW2ED000J	J	0 1/4W Metal Oxide	AB	FB7203	RBLN-0062CEZZ	J	Ferrite Bead	AC
R7511	VRS-CY1JF103J	J	10k 1/16W Metal Oxide	AA	FB7204	RBLN-0062CEZZ	J	Ferrite Bead	AC
R7512	VRS-TW2ED561J	J	560 1/4W Metal Oxide	AA	FB7205	RBLN-0062CEZZ	J	Ferrite Bead	AC
R7516	VRS-TW2ED000J	J	0 1/4W Metal Oxide	AB	FB7301	RBLN-0062CEZZ	J	Ferrite Bead	AC
					FB7304	RBLN-0062CEZZ	J	Ferrite Bead	AC

Ref. No.	Part No.	★	Description	Code
DUNTKA154DE02				
OUTPUT UNIT(Continued)				
FB7307	RBLN-0062CEZZ	J	Ferrite Bead	AC
FB7308	RBLN-0062CEZZ	J	Ferrite Bead	AC
FB7309	RBLN-0062CEZZ	J	Ferrite Bead	AC
FB7310	RBLN-0062CEZZ	J	Ferrite Bead	AC
FB7311	RBLN-0062CEZZ	J	Ferrite Bead	AC
FB7312	RBLN-0062CEZZ	J	Ferrite Bead	AC
P1001	QPLGN0764TAZZ	J	Plug 7-Pin (TP)	AD
P2601	QPLGN1463TAZZ	J	Plug 14-Pin (RE)	AE
P2603	QPLGN0864TAZZ	J	Plug 8-Pin (RD)	AD
P2604	QPLGN0264TAZZ	J	Plug 2-Pin (L)	AC
P2605	QPLGN0364TAZZ	J	Plug 3-Pin (EC)	AC
P2610	QPLGN1264TAZZ	J	Plug 12-Pin (KY)	AE
P5101	QPLGN0464TAZZ	J	Lead Relay Plug	AC
P5111	QPLGN0177FJZZ	J	Plug 5-Pin (AS)	AD
P5401	QPLGN0264TAZZ	J	Plug 4-Pin ()	AC
P5402	QPLGN0264TAZZ	J	Plug 2-Pin (RL)	AC
P7208	QPLGN0664TAZZ	J	Plug 6-Pin (D)	AD
P7301	QPLGN0364TAZZ	J	Plug 3-Pin (F1)	AC
P7303	QPLGN0176FJZZ	J	Plug 4-Pin (F2)	AD
P7305	QPLGN0364TAZZ	J	Plug 3-Pin (F3)	AC
P7306	QPLGN0174FJZZ	J	Plug 2-Pin (S3)	AC
P7307	QPLGN0176FJZZ	J	Plug 4-Pin (F4)	AD
P7308	QPLGN0174FJZZ	J	Plug 2-Pin (S4)	AC
SC1101	QSOCN3271TAZZ	J	Socket 32-Pin (RP)	AE
SC1201	QSOCN3271TAZZ	J	Socket 32-Pin (GP)	AE
SC1301	QSOCN3271TAZZ	J	Socket 32-Pin (BP)	AE
SC6801	QSOZ0019FJZZ	J	Socket 100-Pin	AQ
SC7401	QCNCM6022CEZZ	J	Socket 60-Pin	AN
SC8404	QCNCM6022CEZZ	J	Socket 60-Pin	AN
SC8405	QCNCM6022CEZZ	J	Socket 60-Pin	AN
SC8502	QCNCM6022CEZZ	J	Socket 60-Pin	AN

Ref. No.	Part No.	★	Description	Code
DUNTKA155DE02				
OUTPUT SUB UNIT				
INTEGRATED CIRCUITS				
IC7401	VHISNHC153T-1	J	SN74HC153PW	AK
IC7402	VHiCA1875AM-1	J	CXA1875AM	AQ
IC7403	VHiBA00ASFP-1	J	BA00ASFP-E2	AG
IC7404	VHiBA00ASFP-1	J	BA00ASFP-E2	AG
IC7405	VHiBA00ASFP-1	J	BA00ASFP-E2	AG
IC7406	VHiBA00ASFP-1	J	BA00ASFP-E2	AG
TRANSISTOR				
Q7401	VS2SD1760Q/-1	J	2SD1760Q	AD
DIODES				
D7401	VHDDAN202K/-1	J	Diode	AB
D7402	VHDDAN202K/-1	J	Diode	AB
D7403	VHDDAN202K/-1	J	Diode	AB
D7404	VHDDAN202K/-1	J	Diode	AB
CAPACITORS				
C7216	VCKYCY1EF104Z	J	0.1 25V Ceramic	AA
C7218	VCKYCY1EF104Z	J	0.1 25V Ceramic	AA
C7227	VCKYCY1EF104Z	J	0.1 25V Ceramic	AA
C7240	VCKYCY1EF104Z	J	0.1 25V Ceramic	AA
C7401	VCEAPF1EW336M	J	33 25V Electrolytic	AB
C7402	VCKYCY1EF104Z	J	0.1 25V Ceramic	AA
C7403	VCEAPF1CW107M	J	100 16V Electrolytic	AD
C7404	VCEAPF1EW336M	J	33 25V Electrolytic	AB
C7405	VCKYCY1EF104Z	J	0.1 25V Ceramic	AA
C7406	VCEAPF1CW107M	J	100 16V Electrolytic	AD
C7407	VCEAPF1EW336M	J	33 25V Electrolytic	AB
C7408	VCKYCY1EF104Z	J	0.1 25V Ceramic	AA
C7409	VCEAPF1CW107M	J	100 16V Electrolytic	AD
C7410	VCEAPF1EW336M	J	33 25V Electrolytic	AB
C7411	VCKYCY1EF104Z	J	0.1 25V Ceramic	AA
C7412	VCEAPF1CW107M	J	100 16V Electrolytic	AD
C7413	VCKYCY1EF104Z	J	0.1 25V Ceramic	AA
C7415	VCKYCY1EF104Z	J	0.1 25V Ceramic	AA
C7416	VCKYCY1EF104Z	J	0.1 25V Ceramic	AA
C7417	VCEAPF1CW107M	J	100 16V Electrolytic	AD
C7418	VCKYCY1EF104Z	J	0.1 25V Ceramic	AA
C7419	VCEAPF1CW476M	J	47 16V Electrolytic	AC
C7420	VCKYCY1EF104Z	J	0.1 25V Ceramic	AA
C7421	VCKYCY1EF104Z	J	0.1 25V Ceramic	AA
C7422	VCEAPF1CW476M	J	47 16V Electrolytic	AC
C7430	VCKYCY1EF104Z	J	0.1 25V Ceramic	AA
RESISTORS				
R7401	VRS-CY1JF000J	J	0 1/16W Metal Oxide	AA
R7403	VRS-TX2HF2R2J	J	2.2 1/2W Metal Oxide	AB
R7404	VRS-TX2HF2R2J	J	2.2 1/2W Metal Oxide	AB
R7405	VRS-CY1JF102J	J	1.0k 1/16W Metal Oxide	AA
R7407	VRN-CY1JF183D	J	18k 1/16W Metal Film	AA
R7409	VRN-CY1JF102D	J	1.0k 1/16W Metal Film	AB
R7411	VRN-CY1JF102D	J	1.0k 1/16W Metal Film	AB
R7412	VRN-CY1JF103D	J	10k 1/16W Metal Film	AA
R7413	VRN-CY1JF103D	J	10k 1/16W Metal Film	AA
R7414	VRS-CY1JF000J	J	0 1/16W Metal Oxide	AA
R7416	VRS-TX2HF2R2J	J	2.2 1/2W Metal Oxide	AB
R7417	VRS-TX2HF2R2J	J	2.2 1/2W Metal Oxide	AB
R7418	VRS-CY1JF102J	J	1.0k 1/16W Metal Oxide	AA
R7419	VRN-CY1JF123D	J	12k 1/16W Metal Film	AB
R7420	VRN-CY1JF183D	J	18k 1/16W Metal Film	AA
R7422	VRS-CY1JF000J	J	0 1/16W Metal Oxide	AA
R7424	VRN-CY1JF102D	J	1.0k 1/16W Metal Film	AB
R7427	VRS-CY1JF000J	J	0 1/16W Metal Oxide	AA
R7429	VRS-TX2HF2R2J	J	2.2 1/2W Metal Oxide	AB
R7430	VRS-TX2HF2R2J	J	2.2 1/2W Metal Oxide	AB
R7431	VRS-CY1JF102J	J	1.0k 1/16W Metal Oxide	AA
R7432	VRN-CY1JF123D	J	12k 1/16W Metal Film	AB
R7433	VRN-CY1JF183D	J	18k 1/16W Metal Film	AA
R7435	VRS-CY1JF000J	J	0 1/16W Metal Oxide	AA

Ref. No. Part No. ★ Description Code

DUNTKA155DE02
OUTPUT SUB UNIT(Continued)

R7437	VRN-CY1JF102D	J	1.0k	1/16W Metal Film	AB
R7438	VRN-CY1JF103D	J	10k	1/16W Metal Film	AA
R7439	VRN-CY1JF103D	J	10k	1/16W Metal Film	AA
R7440	VRS-CY1JF000J	J	0	1/16W Metal Oxide	AA
R7442	VRS-TX2HF2R2J	J	2.2	1/2W Metal Oxide	AB
R7443	VRS-TX2HF2R2J	J	2.2	1/2W Metal Oxide	AB
R7444	VRS-CY1JF102J	J	1.0k	1/16W Metal Oxide	AA
R7446	VRN-CY1JF183D	J	18k	1/16W Metal Film	AA
R7448	VRN-CY1JF102D	J	1.0k	1/16W Metal Film	AB
R7450	VRN-CY1JF102D	J	1.0k	1/16W Metal Film	AB
R7451	VRN-CY1JF103D	J	10k	1/16W Metal Film	AA
R7452	VRN-CY1JF103D	J	10k	1/16W Metal Film	AA
R7453	VRS-CY1JF473J	J	47k	1/16W Metal Oxide	AA
R7459	VRS-CY1JF472J	J	4.7k	1/16W Metal Oxide	AA
R7460	VRS-CY1JF472J	J	4.7k	1/16W Metal Oxide	AA
R7461	VRS-CY1JF472J	J	4.7k	1/16W Metal Oxide	AA
R7462	VRS-CY1JF472J	J	4.7k	1/16W Metal Oxide	AA
R7463	VRS-CY1JF101J	J	100	1/16W Metal Oxide	AA
R7464	VRS-CY1JF101J	J	100	1/16W Metal Oxide	AA
R7469	VRS-CY1JF473J	J	47k	1/16W Metal Oxide	AA
R7471	VRS-CY1JF473J	J	47k	1/16W Metal Oxide	AA
R7472	VRS-CY1JF473J	J	47k	1/16W Metal Oxide	AA
R7473	VRN-CY1JF103D	J	10k	1/16W Metal Film	AA
R7476	VRN-CY1JF103D	J	10k	1/16W Metal Film	AA
R7490	VRS-CY1JF101J	J	100	1/16W Metal Oxide	AA
R7491	VRS-CY1JF680J	J	68	1/16W Metal Oxide	AA
R7616	VRS-CY1JF222J	J	2.2k	1/16W Metal Oxide	AA
R7617	VRS-CY1JF332J	J	3.3k	1/16W Metal Oxide	AA
R7618	VRS-CY1JF222J	J	2.2k	1/16W Metal Oxide	AA
R7619	VRS-CY1JF332J	J	3.3k	1/16W Metal Oxide	AA

MISCELLANEOUS PARTS

FB7401	RBLN-0062CEZZ	J	Ferrite Bead	AC
FB7402	RBLN-0062CEZZ	J	Ferrite Bead	AC
FB7403	RBLN-0062CEZZ	J	Ferrite Bead	AC
FB7404	RBLN-0062CEZZ	J	Ferrite Bead	AC
FB7407	RBLN-0062CEZZ	J	Ferrite Bead	AC
FB7408	RBLN-0062CEZZ	J	Ferrite Bead	AC
FB7409	RBLN-0062CEZZ	J	Ferrite Bead	AC
FB7410	RBLN-0062CEZZ	J	Ferrite Bead	AC
FB7411	RBLN-0062CEZZ	J	Ferrite Bead	AC
FB7412	RBLN-0062CEZZ	J	Ferrite Bead	AC
P7206	QPLGN0324FJZZ	J	Plug 22-Pin (EA)	AD
P7401	QPLGN0176FJZZ	J	Plug 4-Pin (F5)	AD
P7402	QPLGN0174FJZZ	J	Plug 2-Pin (S5)	AC
P7403	QPLGN0175FJZZ	J	Plug 3-Pin (F6)	AD
P7405	QPLGN0175FJZZ	J	Plug 3-Pin (F7)	AD
P7406	QPLGN0174FJZZ	J	Plug 2-Pin (S7)	AC
P7407	QPLGN0176FJZZ	J	Plug 4-Pin (F8)	AD
P7408	QPLGN0174FJZZ	J	Plug 2-Pin (S8)	AC
P7409	QCNCW6030CEZZ	J	Plug 60-Pin	AM

Ref. No. Part No. ★ Description Code

DUNTKA157DE02
SIGNAL UNIT

INTEGRATED CIRCUITS

IC301	VHiTA8184F/-1	J	TA8184F	AN
IC302	VHiTDA1517/-1	J	TDA1517/N2	AL
IC801	VHiTHC4538T-1	J	TC74HC4538AFT	AL
IC802	VHiTHC4538T-1	J	TC74HC4538AFT	AL
IC803	VHiTDA8854H-2	J	TDA8854H/N2	BD
IC804	VHiTDA4565/-1	J	TDA4565/V6	AN
IC805	VHiTA8814N/-1	J	TA8814N	AV
IC806	VHiNJM2060V-1	J	NJM2060V	AF
IC808	VHiSNT1G00C-1	J	SN74AHCT1G00DC	AD
IC809	VHiSNT1G08C-1	J	SN74AHCT1G08DC	AD
IC810	VHiBA05SFP+-1	J	BA05SFP-E2	AG
IC4001	VHiMC141627-1	J	MC141627FT	AY
IC4002	VHiSNT1G32C-1	J	SN74AHCT1G32DC	AD
IC4301	VHiTHC4538T-1	J	TC74HC4538AFT	AL
IC4302	VHiCXA1839Q-1	J	CXA1839	AZ
IC4501	VHiPD64081B-1	J	UPD64081BGF3BA	BD
IC4503	VHiTK15420/-1	J	TK15420MTI	AG
IC4504	VHiTC4S66F/-1	J	TC4S66F	AD
IC4505	VHiM40C568H-1	J	MB40C568HPFV-G	AQ
IC4506	VHiSNT1G08C-1	J	SN74AHCT1G08DC	AD
IC4507	VHiPST600iM-1	J	IC-PST600IMT	AE
IC4508	RH-iX3420CEZZ	J	MSM5416258B-28	AT
IC6001	VHiBA7046F/-1	J	BA7046F	AF
IC6002	VHiNJM2234M-1	J	NJM2234M	AF
IC6005	VHiSN2G53CT-1	J	SN74AHC2G53HDC	AE
IC6006	VHiNJM2240M-1	J	NJM2240M	AG
IC6007	VHiNJM2240M-1	J	NJM2240M	AG
IC6008	VHiPST600DM-1	J	IC-PST600DMT	AE
IC6009	VHiTC90A11F-1	J	TC90A11F	AZ
IC6010	VHiM518221A-1	J	MSM518221A-30J	AW
IC6011	VHiNJM2283V-1	J	NJM2283V	AG
IC6012	VHiSNT1G00C-1	J	SN74AHCT1G00DC	AD
IC6013	VHiSNT1G32C-1	J	SN74AHCT1G32DC	AD
IC6014	VHiNJM2234M-1	J	NJM2234M	AF
IC6015	VHiNJM2234M-1	J	NJM2234M	AF
IC6016	VHiBA05SFP+-1	J	BA05SFP-E2	AG
IC6501	VHiMAX3224E-1	J	MAX3224ECAP	AX
IC6502	RH-iX2204CEZZ	J	PQ12TZ11	AG
IC6503	VHiMAX3224E-1	J	MAX3224ECAP	AX
IC6504	RH-iX2204CEZZ	J	PQ12TZ11	AG
IC6505	VHiLV4053AT-1	J	SN74LV4053APWR	AE
IC6506	VHiSN2G53CT-1	J	SN74AHC2G53HDC	AE
IC6507	VHiSNT1G08C-1	J	SN74AHCT1G08DC	AD
IC6508	VHiLV4053AT-1	J	SN74LV4053APWR	AE
IC6509	VHiSN2G53CT-1	J	SN74AHC2G53HDC	AE
IC6510	VHiSNT1G32C-1	J	SN74AHCT1G32DC	AD

TRANSISTORS

Q301	VS2SC3928AR-1	J	2SC3928AR	AB
Q302	VS2SD1664R/-1	J	2SD1664R	AC
Q303	VS2SD1664R/-1	J	2SD1664R	AC
Q801	VS2SC3928AR-1	J	2SC3928AR	AB
Q802	VS2SA1530AR-1	J	2SA1530AR	AB
Q803	VSDTC144EK/-1	J	DTC144EK	AB
Q804	VS2SC3928AR-1	J	2SC3928AR	AB
Q805	VS2SC3928AR-1	J	2SC3928AR	AB
Q806	VS2SC3928AR-1	J	2SC3928AR	AB
Q809	VS2SC3928AR-1	J	2SC3928AR	AB
Q810	VS2SC3928AR-1	J	2SC3928AR	AB
Q811	VS2SA1530AR-1	J	2SA1530AR	AB
Q812	VSDTC144EK/-1	J	DTC144EK	AB
Q813	VS2SC2412KQ-1	J	2SC2412KQ	AA
Q814	VS2SC2412KQ-1	J	2SC2412KQ	AA
Q815	VS2SC2735//-1	J	2SC2735	AB
Q816	VS2SC2735//-1	J	2SC2735	AB
Q817	VS2SC2735//-1	J	2SC2735	AB
Q4001	VS2SC3928AR-1	J	2SC3928AR	AB
Q4002	VS2SA1530AR-1	J	2SA1530AR	AB
Q4003	VS2SC3928AR-1	J	2SC3928AR	AB

Ref. No.	Part No.	★	Description	Code	Ref. No.	Part No.	★	Description	Code
DUNTKA157DE02									
SIGNAL UNIT(Continued)									
Q4004	VSIMX2/////1	J	iMX2	AB	L4003	VP-1M270J3R8N	J	Peaking 27μH	AC
Q4005	VS2SA1530AR-1	J	2SA1530AR	AB	L4501	VP-1M220J2R9N	J	Peaking 22μH	AC
Q4006	VS2SC3928AR-1	J	2SC3928AR	AB	L4503	VP-1M4R7J1R2N	J	Peaking 4.7μH	AB
Q4007	VS2SC3928AR-1	J	2SC3928AR	AB	L6001	VP-1M270J3R8N	J	Peaking 27μH	AC
Q4008	VS2SC3928AR-1	J	2SC3928AR	AB	L6002	VP-1M330J4R2N	J	Peaking 33μH	AC
Q4301	VS2SC3928AR-1	J	2SC3928AR	AB	L6003	VP-1M220J2R9N	J	Peaking 22μH	AC
Q4302	VS2SC3928AR-1	J	2SC3928AR	AB					
Q4303	VS2SC3928AR-1	J	2SC3928AR	AB	CAPACITORS				
Q4304	VS2SC3928AR-1	J	2SC3928AR	AB	C301	VCEAPF1CW476M	J	47 16V Electrolytic	AC
Q4305	VS2SC3928AR-1	J	2SC3928AR	AB	C302	VCKYCY1HB102K	J	1000p 50V Ceramic	AA
Q4306	VS2SC3928AR-1	J	2SC3928AR	AB	C303	VCE9PF1CW106M	J	10 16V Elect.(N.P)	AC
Q4307	VS2SC3928AR-1	J	2SC3928AR	AB	C304	VCE9PF1CW106M	J	10 16V Elect.(N.P)	AC
Q4308	VS2SC3928AR-1	J	2SC3928AR	AB	C305	VCKYCY1HB822K	J	8200p 50V Ceramic	AB
Q4309	VSDTC144EU/-1	J	DTC144EU	AB	C306	VCKYCY1HB822K	J	8200p 50V Ceramic	AB
Q4310	VSBSN20////-1	J	BSN20	AD	C309	VCEAPF1CW106M	J	10 16V Electrolytic	AB
Q4311	VSBSN20////-1	J	BSN20	AD	C310	VCEAPF1CW106M	J	10 16V Electrolytic	AB
Q4313	VSDTC144EU/-1	J	DTC144EU	AB	C311	VCEAPF1CW106M	J	10 16V Electrolytic	AB
Q4502	VS2SA1530AR-1	J	2SA1530AR	AB	C312	VCEAPF1CW106M	J	10 16V Electrolytic	AB
Q4503	VS2SA1530AR-1	J	2SA1530AR	AB	C313	VCKYCY1AF105Z	J	1.0 10V Ceramic	AC
Q4504	VS2SA1530AR-1	J	2SA1530AR	AB	C314	VCKYTV1CF105Z	J	1.0 16V Ceramic	AB
Q4505	VS2SA1530AR-1	J	2SA1530AR	AB	C315	VCKYTV1CF105Z	J	1.0 16V Ceramic	AB
Q4508	VS2SC2412KQ-1	J	2SC2412KQ	AA	C316	VCKYCY1CF154Z	J	0.15 16V Ceramic	AB
Q4509	VS2SC3928AR-1	J	2SC3928AR	AB	C317	VCEAPF1HW475M	J	4.7 50V Electrolytic	AB
Q4510	VS2SA1530AR-1	J	2SA1530AR	AB	C318	VCEAPF1HW475M	J	4.7 50V Electrolytic	AB
Q4511	VS2SC3928AR-1	J	2SC3928AR	AB	C319	VCE9PF1CW475M	J	4.7 16V Elect.(N.P)	AC
Q4512	VS2SA1530AR-1	J	2SA1530AR	AB	C320	VCEAPF1CW107M	J	100 16V Electrolytic	AD
Q6001	VS2SC3928AR-1	J	2SC3928AR	AB	C321	VCEA2A1CW108M	J	1000 16V Electrolytic	AB
Q6002	VS2SC3928AR-1	J	2SC3928AR	AB	C322	VCKYCY1EF104Z	J	0.1 25V Ceramic	AA
Q6003	VS2SC3928AR-1	J	2SC3928AR	AB	C323	VCEA2A1CW108M	J	1000 16V Electrolytic	AB
Q6005	VS2SC3928AR-1	J	2SC3928AR	AB	C324	VCEAPF1CW226M	J	22 16V Electrolytic	AB
Q6006	VS2SC3928AR-1	J	2SC3928AR	AB	C325	VCEA2A1EW477M	J	470 25V Electrolytic	AD
Q6007	VS2SC3928AR-1	J	2SC3928AR	AB	C326	VCE9PF1CW475M	J	4.7 16V Elect.(N.P)	AC
Q6008	VS2SA1530AR-1	J	2SA1530AR	AB	C328	VCKYTV1CB334K	J	0.33 16V Ceramic	AC
Q6009	VS2SC3928AR-1	J	2SC3928AR	AB	C329	VCKYTV1CB334K	J	0.33 16V Ceramic	AC
Q6010	VS2SC3928AR-1	J	2SC3928AR	AB	C801	VCEAPF1CW106M	J	10 16V Electrolytic	AB
Q6011	VS2SA1530AR-1	J	2SA1530AR	AB	C802	VCE9PF1CW106M	J	10 16V Elect.(N.P)	AC
Q6012	VS2SC3928AR-1	J	2SC3928AR	AB	C803	VCCCCY1HH390J	J	39p 50V Ceramic	AA
Q6013	VS2SC3928AR-1	J	2SC3928AR	AB	C804	VCEAPF1CW106M	J	10 16V Electrolytic	AB
Q6014	VS2SC3928AR-1	J	2SC3928AR	AB	C805	VCKYCY1EF104Z	J	0.1 25V Ceramic	AA
Q6015	VS2SC3928AR-1	J	2SC3928AR	AB	C806	VCKYCY1EF104Z	J	0.1 25V Ceramic	AA
Q6501	VS2SA1530AR-1	J	2SA1530AR	AB	C807	VCKYCY1EF104Z	J	0.1 25V Ceramic	AA
Q6503	VSDTC144EU/-1	J	DTC144EU	AB	C808	VCKYCY1EF104Z	J	0.1 25V Ceramic	AA
					C809	VCKYCY1EF104Z	J	0.1 25V Ceramic	AA
					C810	VCCCCY1EH102J	J	1000p 25V Ceramic	AB
					C811	VCCCCY1EH102J	J	1000p 25V Ceramic	AB
					C812	VCKYCY1EF104Z	J	0.1 25V Ceramic	AA
					C813	VCCCCY1EH102J	J	1000p 25V Ceramic	AB
					C814	VCCCCY1EH102J	J	1000p 25V Ceramic	AB
					C816	VCFYEC1CM223J	J	0.22 16V Mylar	AC
					C817	VCEAPF1HW225M	J	2.2 50V Electrolytic	AB
					C818	VCFYEC1CM274J	J	0.27 16V Mylar	AE
					C819	VCKYCY1EF104Z	J	0.1 25V Ceramic	AA
					C820	VCKYCY1EF104Z	J	0.1 25V Ceramic	AA
					C821	VCKYCY1HB103K	J	0.01 50V Ceramic	AA
					C822	VCKYCY1EF104Z	J	0.1 25V Ceramic	AA
					C823	VCEAPF1CW107M	J	100 16V Electrolytic	AD
					C824	VCFRED1HM472J	J	4700p 50V Mylar	AD
					C826	VCKYCY1EF104Z	J	0.1 25V Ceramic	AA
					C827	VCFYEC1CM274J	J	0.27 16V Mylar	AE
					C828	VCFRED1HM222J	J	2200p 50V Mylar	AC
					C829	VCKYCY1CF224Z	J	0.22 16V Ceramic	AA
					C830	VCKYCY1EF104Z	J	0.1 25V Ceramic	AA
					C831	VCKYCY1EF104Z	J	0.1 25V Ceramic	AA
					C832	VCEAPF1CW107M	J	100 16V Electrolytic	AD
					C833	VCKYCY1EF104Z	J	0.1 25V Ceramic	AA
					C834	VCFRED1HM332J	J	3300p 50V Mylar	AD
					C835	VCKYCY1EF104Z	J	0.1 25V Ceramic	AA
					C836	VCKYCY1EF104Z	J	0.1 25V Ceramic	AA
					C837	VCKYCY1HB103K	J	0.01 50V Ceramic	AA
					C838	VCKYCY1EF104Z	J	0.1 25V Ceramic	AA
					C839	VCKYCY1EF104Z	J	0.1 25V Ceramic	AA
					C840	VCKYCY1EF104Z	J	0.1 25V Ceramic	AA
					C841	VCKYCY1EF104Z	J	0.1 25V Ceramic	AA
					C842	VCCCCY1HH180J	J	18p 50V Ceramic	AA
					C843	VCCCCY1HH180J	J	18p 50V Ceramic	AA
DIODES									
D302	RH-EX0652GEZZ	J	Zener Diode	AB					
D801	VHDDAN202K/-1	J	Diode	AB					
D802	VHDDMA152WA/-1	J	Diode	AA					
D803	VHDDAN202K/-1	J	Diode	AB					
D4001	VHD1SS355/-1	J	Diode	AB					
D4002	VHDDMA153///-1	J	Diode	AB					
D6002	VHDDAN202K/-1	J	Diode	AB					
D6501	VHDDAN202K/-1	J	Diode	AB					
D6505	VHDDAN202K/-1	J	Diode	AB					
D6506	VHDDAN202K/-1	J	Diode	AB					
PACKAGED CIRCUITS									
X801	RCSR0254CEZZ	J	Crystal	AL					
X802	RCSR0253CEZZ	J	Crystal	AL					
X803	RCSR0202CEZZ	J	Crystal	AK					
X804	RCSR0201CEZZ	J	Crystal	AK					
X4501	RCSR0258CEZZ	J	Crystal	AG					
FILTERS AND COILS									
FL4001	RCiLF0316CEZZ	J	Filter	AG					
FL4002	RCiLF0316CEZZ	J	Filter	AG					
FL4501	RCiLV0108GEZZ	J	Filter	AG					
FL4502	RCiLF0306CEZZ	J	Filter	AH					
L801	VP-1M330J4R2N	J	Peaking 33μH	AC					
L4001	VP-1M330J4R2N	J	Peaking 33μH	AC					
L4002	VP-1M330J4R2N	J	Peaking 33μH	AC					

Ref. No.	Part No.	*	Description	Code	Ref. No.	Part No.	*	Description	Code
DUNTKA157DE02									
SIGNAL UNIT(Continued)									
C844	VCKYCY1EF104Z	J 0.1	25V Ceramic	AA	C4306	VCEAPF1HW106M	J 10	50V Electrolytic	AB
C845	VCKYCY1EF104Z	J 0.1	25V Ceramic	AA	C4307	VCKYCY1HB103K	J 0.01	50V Ceramic	AA
C846	VCEAPF1CW106M	J 10	16V Electrolytic	AB	C4308	VCKYCY1HB103K	J 0.01	50V Ceramic	AA
C847	VCE9PF1CW106M	J 10	16V Elect.(N.P)	AC	C4309	VCKYCY1HB103K	J 0.01	50V Ceramic	AA
C852	VCKYCY1HB103K	J 0.01	50V Ceramic	AA	C4310	VCKYCY1HB103K	J 0.01	50V Ceramic	AA
C853	VCKYCY1EF104Z	J 0.1	25V Ceramic	AA	C4311	VCKYCY1HB103K	J 0.01	50V Ceramic	AA
C854	VCKYCY1EF104Z	J 0.1	25V Ceramic	AA	C4312	VCKYCY1EF104Z	J 0.1	25V Ceramic	AA
C855	VCKYCY1EF104Z	J 0.1	25V Ceramic	AA	C4313	VCKYCY1HB103K	J 0.01	50V Ceramic	AA
C856	VCEAPF1CW226M	J 22	16V Electrolytic	AB	C4314	VCKYCY1EF104Z	J 0.1	25V Ceramic	AA
C858	VCCCY1HH470J	J 47p	50V Ceramic	AA	C4315	VCKYCY1EF104Z	J 0.1	25V Ceramic	AA
C859	VCKYCY1EF104Z	J 0.1	25V Ceramic	AA	C4316	VCKYCY1EF104Z	J 0.1	25V Ceramic	AA
C860	VCCCY1HH470J	J 47p	50V Ceramic	AA	C4317	VCKYCY1HB103K	J 0.01	50V Ceramic	AA
C861	VC FYEC1CM104J	J 0.1	16V Mylar	AD	C4318	VCEAPF1CW106M	J 10	16V Electrolytic	AB
C862	VCKYCY1EF104Z	J 0.1	25V Ceramic	AA	C4320	VCEAPF1CW476M	J 47	16V Electrolytic	AC
C863	VCCCY1HH221J	J 220p	50V Ceramic	AA	C4321	VCKYCY1HB103K	J 0.01	50V Ceramic	AA
C865	VCCCY1HH820J	J 82p	50V Ceramic	AA	C4322	VCKYCY1HB103K	J 0.01	50V Ceramic	AA
C866	VCCCY1HH221J	J 220p	50V Ceramic	AA	C4323	VCEAPF1HW225M	J 2.2	50V Electrolytic	AB
C867	VCKYCY1HB103K	J 0.01	50V Ceramic	AA	C4324	VCEAPF1HW474M	J 0.47	50V Electrolytic	AB
C868	VCCCY1HH820J	J 82p	50V Ceramic	AA	C4325	VCEAPF1CW106M	J 10	16V Electrolytic	AB
C869	VCKYCY1HB103K	J 0.01	50V Ceramic	AA	C4326	VCCCY1HH220J	J 22p	50V Ceramic	AA
C870	VCEAPF1CW226M	J 22	16V Electrolytic	AB	C4505	VCKYCY1HB103K	J 0.01	50V Ceramic	AA
C871	VCCCY1HH221J	J 220p	50V Ceramic	AA	C4506	VCCCY1HH100D	J 10p	50V Ceramic	AA
C872	VCKYCY1EF104Z	J 0.1	25V Ceramic	AA	C4507	VCCCY1HH120J	J 12p	50V Ceramic	AA
C873	VCCCY1HH101J	J 100p	50V Ceramic	AA	C4508	VCCCY1HH270J	J 27p	50V Ceramic	AA
C875	VCEAPF1HW225M	J 2.2	50V Electrolytic	AB	C4509	VCCCY1HH270J	J 27p	50V Ceramic	AA
C876	VCKYCY1EF104Z	J 0.1	25V Ceramic	AA	C4510	VCKYCY1EF104Z	J 0.1	25V Ceramic	AA
C877	VCKYCY1EF104Z	J 0.1	25V Ceramic	AA	C4511	VCEAPF1CW476M	J 47	16V Electrolytic	AC
C878	VCKYCY1HB103K	J 0.01	50V Ceramic	AA	C4512	VCKYCY1EF104Z	J 0.1	25V Ceramic	AA
C879	VCKYCY1HB103K	J 0.01	50V Ceramic	AA	C4517	VCKYCY1EF104Z	J 0.1	25V Ceramic	AA
C880	VCKYTV1CB105K	J 1.0	16V Ceramic	AC	C4518	VCKYCY1EF104Z	J 0.1	25V Ceramic	AA
C881	VCKYTV1CB105K	J 1.0	16V Ceramic	AC	C4519	VCKYCY1EF104Z	J 0.1	25V Ceramic	AA
C883	VCKYTV1CB105K	J 1.0	16V Ceramic	AC	C4520	VCEAPF1CW106M	J 10	16V Electrolytic	AB
C884	VCKYTV1CB105K	J 1.0	16V Ceramic	AC	C4521	VCKYCY1EF104Z	J 0.1	25V Ceramic	AA
C885	VCCCY1HH120J	J 12p	50V Ceramic	AA	C4522	VCKYCY1EF104Z	J 0.1	25V Ceramic	AA
C886	VCCCY1HH150J	J 15p	50V Ceramic	AA	C4523	VCKYCY1EF104Z	J 0.1	25V Ceramic	AA
C889	VCCCY1HH121J	J 120p	50V Ceramic	AA	C4524	VCKYCY1EF104Z	J 0.1	25V Ceramic	AA
C890	VCEAPF1CW106M	J 10	16V Electrolytic	AB	C4525	VCKYCY1EF104Z	J 0.1	25V Ceramic	AA
C891	VCKYCY1EF104Z	J 0.1	25V Ceramic	AA	C4526	VCKYCY1EF104Z	J 0.1	25V Ceramic	AA
C892	VCEAPF1AW476M	J 47	10V Electrolytic	AB	C4527	VCKYCY1EF104Z	J 0.1	25V Ceramic	AA
C4001	VCKYCY1EF104Z	J 0.1	25V Ceramic	AA	C4528	VCE9PF1HW105M	J 1.0	50V Elect.(N.P)	AC
C4003	VCEAPF0JW226M	J 22	6.3V Electrolytic	AB	C4529	VCKYCY1EF104Z	J 0.1	25V Ceramic	AA
C4004	VCEAPF1CW106M	J 10	16V Electrolytic	AB	C4530	VCKYTV1CB334K	J 0.33	16V Ceramic	AC
C4005	VCE9PF1HW105M	J 1.0	50V Elect.(N.P)	AC	C4531	RC-EZ0569CEZZ	J 10	16V Electrolytic	AF
C4006	VCKYCY1EF104Z	J 0.1	25V Ceramic	AA	C4532	VCCCY1HH471J	J 470p	50V Ceramic	AA
C4007	VCKYCY1HB103K	J 0.01	50V Ceramic	AA	C4533	VCEAPF1CW106M	J 10	16V Electrolytic	AB
C4008	VCEAPF0JW226M	J 22	6.3V Electrolytic	AB	C4534	VCKYCY1EF104Z	J 0.1	25V Ceramic	AA
C4009	VCEAPF1HW105M	J 1.0	50V Electrolytic	AB	C4535	VCKYCY1EF104Z	J 0.1	25V Ceramic	AA
C4010	VCKYCY1EF104Z	J 0.1	25V Ceramic	AA	C4536	VCCCY1HH101J	J 100p	50V Ceramic	AA
C4011	VCKYCY1HB103K	J 0.01	50V Ceramic	AA	C4537	VCKYCY1EF104Z	J 0.1	25V Ceramic	AA
C4012	VCKYCY1EF104Z	J 0.1	25V Ceramic	AA	C4538	VCKYCY1EF104Z	J 0.1	25V Ceramic	AA
C4013	VCEAPF1CW106M	J 10	16V Electrolytic	AB	C4539	RC-EZ0569CEZZ	J 10	16V Electrolytic	AF
C4014	VCKYCY1EF104Z	J 0.1	25V Ceramic	AA	C4540	VCKYCY1EF104Z	J 0.1	25V Ceramic	AA
C4015	VCKYCY1EF104Z	J 0.1	25V Ceramic	AA	C4541	VCEAPF1CW106M	J 10	16V Electrolytic	AB
C4016	VCEAPF1CW106M	J 10	16V Electrolytic	AB	C4542	VCKYCY1EF104Z	J 0.1	25V Ceramic	AA
C4017	VCEAPF0JW476M	J 47	6.3V Electrolytic	AB	C4543	VCKYCY1EF104Z	J 0.1	25V Ceramic	AA
C4018	VCKYCY1EF104Z	J 0.1	25V Ceramic	AA	C4545	VCEAPF1HW474M	J 0.47	50V Electrolytic	AB
C4019	VCCCY1HH270J	J 27p	50V Ceramic	AA	C4546	VCKYCY1EF104Z	J 0.1	25V Ceramic	AA
C4020	VCCCY1HH270J	J 27p	50V Ceramic	AA	C4547	VCKYCY1EF104Z	J 0.1	25V Ceramic	AA
C4021	VCKYCY1EF104Z	J 0.1	25V Ceramic	AA	C4548	VCKYCY1EF104Z	J 0.1	25V Ceramic	AA
C4022	VCKYCY1EF104Z	J 0.1	25V Ceramic	AA	C4549	VCKYCY1EF104Z	J 0.1	25V Ceramic	AA
C4023	VCEAPF1CW106M	J 10	16V Electrolytic	AB	C4550	VCEAPF1CW106M	J 10	16V Electrolytic	AB
C4024	VCKYCY1EF104Z	J 0.1	25V Ceramic	AA	C4551	VCKYCY1EF104Z	J 0.1	25V Ceramic	AA
C4025	VCEAPF1HW105M	J 1.0	50V Electrolytic	AB	C4552	VCCCY1HH391J	J 390p	50V Ceramic	AA
C4026	VCEAPF1CW106M	J 10	16V Electrolytic	AB	C4553	VCKYCY1EF104Z	J 0.1	25V Ceramic	AA
C4027	VCKYCY1EF104Z	J 0.1	25V Ceramic	AA	C4554	VCKYCY1HB103K	J 0.01	50V Ceramic	AA
C4028	VCKYCY1EF104Z	J 0.1	25V Ceramic	AA	C4555	VCKYCY1HB103K	J 0.01	50V Ceramic	AA
C4301	VCKYCY1EF104Z	J 0.1	25V Ceramic	AA	C4556	VCEAPF0JW476M	J 47	6.3V Electrolytic	AB
C4302	VCCCY1EH821J	J 820p	25V Ceramic	AB	C4557	VCKYCY1EF104Z	J 0.1	25V Ceramic	AA
C4303	VCCCY1HH561J	J 560p	50V Ceramic	AB	C4558	VCEAPF0JW107M	J 100	6.3V Electrolytic	AC
C4304	VCEAPF1CW106M	J 10	16V Electrolytic	AB	C4559	VCEAPF0JW107M	J 100	6.3V Electrolytic	AC
C4305	VCEAPF1CW106M	J 10	16V Electrolytic	AB	C4560	VCEAPF0JW476M	J 47	6.3V Electrolytic	AB
					C4561	VCKYCY1EF104Z	J 0.1	25V Ceramic	AA
					C4562	VCKYCY1EF104Z	J 0.1	25V Ceramic	AA
					C4563	RC-EZ0569CEZZ	J 10	16V Electrolytic	AF
					C4564	VCKYCY1EF104Z	J 0.1	25V Ceramic	AA

Ref. No.	Part No.	★	Description	Code	Ref. No.	Part No.	★	Description	Code	
DUNTKA157DE02 SIGNAL UNIT(Continued)										
C4566	VCKYCY1EF104Z	J	0.1	25V Ceramic	AA	C6079	VCCCCY1HH330J	J	33p 50V Ceramic	AA
C4567	VCKYCY1EF104Z	J	0.1	25V Ceramic	AA	C6081	VCCCCY1HH470J	J	47p 50V Ceramic	AA
C4568	VCCCCY1HH220J	J	22p	50V Ceramic	AA	C6082	VCKYCY1AF105Z	J	1.0 10V Ceramic	AC
C4569	VCCCCY1HH220J	J	22p	50V Ceramic	AA	C6083	VCKYCY1EF104Z	J	0.1 25V Ceramic	AA
C6001	VCKYCY1HB103K	J	0.01	50V Ceramic	AA	C6084	VCE9PF1CW226M	J	22 16V Elect.(N.P)	AD
C6002	VCEAPF1CW226M	J	22	16V Electrolytic	AB	C6085	VCEAPF1CW226M	J	22 16V Electrolytic	AB
C6004	VCKYCY1HB103K	J	0.01	50V Ceramic	AA	C6086	VCE9PF1CW226M	J	22 16V Elect.(N.P)	AD
C6005	VCKYCY1EF104Z	J	0.1	25V Ceramic	AA	C6087	VCEAPF1CW476M	J	47 16V Electrolytic	AC
C6007	VCKYCY1EF104Z	J	0.1	25V Ceramic	AA	C6088	VCKYCY1EF104Z	J	0.1 25V Ceramic	AA
C6008	VCKYCY1HB103K	J	0.01	50V Ceramic	AA	C6089	VCKYCY1EF104Z	J	0.1 25V Ceramic	AA
C6009	VCKYCY1HB103K	J	0.01	50V Ceramic	AA	C6090	VCE9PF1CW226M	J	22 16V Elect.(N.P)	AD
C6010	VCKYCY1EF104Z	J	0.1	25V Ceramic	AA	C6091	VCE9PF1CW226M	J	22 16V Elect.(N.P)	AD
C6011	VCKYCY1AF105Z	J	1.0	10V Ceramic	AC	C6092	VCKYCY1CB104K	J	0.1 16V Ceramic	AB
C6012	VCEAPF0JW476M	J	47	6.3V Electrolytic	AB	C6093	VCKYCY1CB104K	J	0.1 16V Ceramic	AB
C6013	VCKYCY1EF104Z	J	0.1	25V Ceramic	AA	C6094	VCKYCY1EF104Z	J	0.1 25V Ceramic	AA
C6014	VCKYCY1EF104Z	J	0.1	25V Ceramic	AA	C6095	VCEAPF1CW226M	J	22 16V Electrolytic	AB
C6015	VCKYCY1EF104Z	J	0.1	25V Ceramic	AA	C6096	VCEAPF1CW226M	J	22 16V Electrolytic	AB
C6016	VCKYCY1EF104Z	J	0.1	25V Ceramic	AA	C6097	VCEAPF1CW106M	J	10 16V Electrolytic	AB
C6017	VCCCCY1EH102J	J	1000p	25V Ceramic	AB	C6100	VCEAPF1CW106M	J	10 16V Electrolytic	AB
C6026	VCKYCY1EF104Z	J	0.1	25V Ceramic	AA	C6161	VCKYCY1EF104Z	J	0.1 25V Ceramic	AA
C6027	VCEAPF1HW475M	J	4.7	50V Electrolytic	AB	C6162	VCKYCY1EF104Z	J	0.1 25V Ceramic	AA
C6028	VCEAPF1CW106M	J	10	16V Electrolytic	AB	C6163	VCEAPF1AW476M	J	47 10V Electrolytic	AB
C6029	VCEAPF1CW106M	J	10	16V Electrolytic	AB	C6164	RC-EZ0569CEZZ	J	10 16V Electrolitic	AF
C6030	VCKYCY1HB103K	J	0.01	50V Ceramic	AA	C6165	VCKYCY1EF104Z	J	0.1 25V Ceramic	AA
C6031	VCKYCY1HF103Z	J	0.01	50V Ceramic	AA	C6501	VCEAPF1CW107M	J	100 16V Electrolytic	AD
C6032	VCKYCY1HF102Z	J	1000p	50V Ceramic	AA	C6502	VCEAPF0JW107M	J	100 6.3V Electrolytic	AC
C6033	VCCCCY1HH5R0C	J	5.0p	50V Ceramic	AA	C6504	VCKYCY1EF104Z	J	0.1 25V Ceramic	AA
C6034	VCEAPF1CW106M	J	10	16V Electrolytic	AB	C6505	VCKYCY1EF104Z	J	0.1 25V Ceramic	AA
C6035	VCKYCY1EF104Z	J	0.1	25V Ceramic	AA	C6507	VCKYCY1EF104Z	J	0.1 25V Ceramic	AA
C6036	VCCCCY1HH120J	J	12p	50V Ceramic	AA	C6510	VCEAPF1EW336M	J	33 25V Electrolytic	AB
C6038	VCEAPF1HW475M	J	4.7	50V Electrolytic	AB	C6514	VCEAPF1EW336M	J	33 25V Electrolytic	AB
C6039	VCCCCY1HH360J	J	36p	50V Ceramic	AA	C6516	VCKYCY1EF104Z	J	0.1 25V Ceramic	AA
C6040	VCEAPF0JW476M	J	47	6.3V Electrolytic	AB	C6517	VCKYCY1EF104Z	J	0.1 25V Ceramic	AA
C6041	VCKYCY1HF103Z	J	0.01	50V Ceramic	AA	C6519	VCEAPF1CW107M	J	100 16V Electrolytic	AD
C6042	VCKYCY1EF104Z	J	0.1	25V Ceramic	AA	C6520	VCKYCY1EF104Z	J	0.1 25V Ceramic	AA
C6043	VCKYCY1HF103Z	J	0.01	50V Ceramic	AA	C6523	VCKYCY1EF104Z	J	0.1 25V Ceramic	AA
C6044	VCKYCY1HF102Z	J	1000p	50V Ceramic	AA	C6524	VCKYCY1EF104Z	J	0.1 25V Ceramic	AA
C6045	VCCCCY1HH680J	J	68p	50V Ceramic	AA	C6525	VCEAPF0JW107M	J	100 6.3V Electrolytic	AC
C6046	VCE9PF1HW105M	J	1.0	50V Elect.(N.P)	AC	C6526	VCEAPF0JW107M	J	100 6.3V Electrolytic	AC
C6047	VCKYCY1EF104Z	J	0.1	25V Ceramic	AA	C6527	VCKYCY1EF104Z	J	0.1 25V Ceramic	AA
C6048	VCCCCY1HH7R0D	J	7.0p	50V Ceramic	AA	C6528	VCKYCY1EF104Z	J	0.1 25V Ceramic	AA
C6049	VCKYCY1HB103K	J	0.01	50V Ceramic	AA	C6529	VCKYCY1EF104Z	J	0.1 25V Ceramic	AA
C6050	VCKYCY1EF104Z	J	0.1	25V Ceramic	AA	C6530	VCKYTV1CB105K	J	1.0 16V Ceramic	AC
C6051	VCCCCY1HH220J	J	22p	50V Ceramic	AA	C6531	VCKYTV1CB105K	J	1.0 16V Ceramic	AC
C6052	VCCCCY1HH5R0C	J	5.0p	50V Ceramic	AA	C6532	VCKYTV1CB105K	J	1.0 16V Ceramic	AC
C6053	VCCCCY1HH220J	J	22p	50V Ceramic	AA	C6533	VCKYTV1CB105K	J	1.0 16V Ceramic	AC
C6054	VCKYCY1HB103K	J	0.01	50V Ceramic	AA	C6534	VCKYTV1CB224K	J	0.22 16V Ceramic	AB
C6055	VCKYCY1EF104Z	J	0.1	25V Ceramic	AA	C6535	VCKYTV1CB105K	J	1.0 16V Ceramic	AC
C6056	VCKYCY1EF104Z	J	0.1	25V Ceramic	AA	C6536	VCKYTV1CB224K	J	0.22 16V Ceramic	AB
C6057	VCKYCY1EF104Z	J	0.1	25V Ceramic	AA	C6537	VCKYTV1CB105K	J	1.0 16V Ceramic	AC
C6058	VCKYCY1EF104Z	J	0.1	25V Ceramic	AA	C6538	VCKYCY1EF104Z	J	0.1 25V Ceramic	AA
C6059	VCKYCY1EF104Z	J	0.1	25V Ceramic	AA	C6540	VCKYCY1EF104Z	J	0.1 25V Ceramic	AA
C6060	VCKYCY1EF104Z	J	0.1	25V Ceramic	AA	C6541	VCKYCY1EF104Z	J	0.1 25V Ceramic	AA
C6061	VCKYCY1EF104Z	J	0.1	25V Ceramic	AA	C6542	VCKYCY1EF104Z	J	0.1 25V Ceramic	AA
C6062	VCKYCY1EF104Z	J	0.1	25V Ceramic	AA	C6543	VCKYCY1EF104Z	J	0.1 25V Ceramic	AA
C6063	VCEAPF0JW476M	J	47	6.3V Electrolytic	AB	C6545	VCKYCY1EF104Z	J	0.1 25V Ceramic	AA
C6064	VCKYCY1EF104Z	J	0.1	25V Ceramic	AA	RESISTORS				
C6065	VCKYCY1EF104Z	J	0.1	25V Ceramic	AA	R301	VRS-TX2HF5R6J	J	5.6 1/2W Metal Oxide	AA
C6066	VCKYCY1EF104Z	J	0.1	25V Ceramic	AA	R302	VRS-CY1JF103J	J	10k 1/16W Metal Oxide	AA
C6067	VCKYCY1HB103K	J	0.01	50V Ceramic	AA	R303	VRS-CY1JF101J	J	100 1/16W Metal Oxide	AA
C6068	VCCCCY1HH181J	J	180p	50V Ceramic	AA	R304	VRS-CY1JF101J	J	100 1/16W Metal Oxide	AA
C6069	VCKYCY1EF104Z	J	0.1	25V Ceramic	AA	R305	VRS-CY1JF104J	J	100k 1/16W Metal Oxide	AA
C6070	VCKYCY1EF104Z	J	0.1	25V Ceramic	AA	R306	VRS-CY1JF104J	J	100k 1/16W Metal Oxide	AA
C6071	VCKYCY1HB103K	J	0.01	50V Ceramic	AA	R307	VRS-CY1JF104J	J	100k 1/16W Metal Oxide	AA
C6072	VCKYCY1EF104Z	J	0.1	25V Ceramic	AA	R308	VRS-CY1JF473J	J	47k 1/16W Metal Oxide	AA
C6073	VCKYCY1EF104Z	J	0.1	25V Ceramic	AA	R309	VRS-CY1JF102J	J	1.0k 1/16W Metal Oxide	AA
C6074	VCEAPF0JW476M	J	47	6.3V Electrolytic	AB	R310	VRS-CY1JF102J	J	1.0k 1/16W Metal Oxide	AA
C6075	VCKYCY1EF104Z	J	0.1	25V Ceramic	AA	R311	VRS-CY1JF392J	J	3.9k 1/16W Metal Oxide	AA
C6076	VCKYCY1EF104Z	J	0.1	25V Ceramic	AA	R312	VRS-CY1JF392J	J	3.9k 1/16W Metal Oxide	AA
C6077	VCKYCY1EF104Z	J	0.1	25V Ceramic	AA	R313	VRS-CY1JF103J	J	10k 1/16W Metal Oxide	AA
C6078	VCKYCY1EF104Z	J	0.1	25V Ceramic	AA	R314	VRS-CY1JF103J	J	10k 1/16W Metal Oxide	AA
						R315	VRS-CY1JF682J	J	6.8k 1/16W Metal Oxide	AA
						R316	VRS-CY1JF103J	J	10k 1/16W Metal Oxide	AA
						R317	QFS-J2521CEZZ	J	Fuse Resistor	AF

Ref. No.	Part No.	★	Description	Code	Ref. No.	Part No.	★	Description	Code
DUNTKA157DE02					SIGNAL UNIT(Continued)				
R320	VRS-CR3AD2R2J	J 2.2	1W Metal Oxide	AC	R869	VRS-CY1JF102J	J 1.0k	1/16W Metal Oxide	AA
R321	VRS-CR3AD2R2J	J 2.2	1W Metal Oxide	AC	R870	VRS-CY1JF272J	J 2.7k	1/16W Metal Oxide	AA
R322	VRS-TX2HF000J	J 0	1/2W Metal Oxide	AA	R871	VRS-CY1JF101J	J 100	1/16W Metal Oxide	AA
R323	VRS-TX2HF000J	J 0	1/2W Metal Oxide	AA	R872	VRS-CY1JF392J	J 3.9k	1/16W Metal Oxide	AA
R326	VRS-TV1JD000J	J 0	1/16W Metal Oxide	AA	R873	VRS-CY1JF332J	J 3.3k	1/16W Metal Oxide	AA
R330	VRS-TX2HF182J	J 1.8k	1/2W Metal Oxide	AB	R874	VRS-CY1JF103J	J 10k	1/16W Metal Oxide	AA
R351	VRS-TV1JD000J	J 0	1/16W Metal Oxide	AA	R876	VRS-CY1JF822J	J 8.2k	1/16W Metal Oxide	AA
R352	VRS-TV1JD000J	J 0	1/16W Metal Oxide	AA	R880	VRS-CY1JF000J	J 0	1/16W Metal Oxide	AA
R353	VRS-TV1JD000J	J 0	1/16W Metal Oxide	AA	R882	VRS-TV1JD222J	J 2.2k	1/16W Metal Oxide	AA
R354	VRS-TV1JD000J	J 0	1/16W Metal Oxide	AA	R883	VRS-CY1JF183J	J 18k	1/16W Metal Oxide	AA
R356	VRS-TW2ED121J	J 120	1/4W Metal Oxide	AA	R884	VRS-CY1JF104J	J 100k	1/16W Metal Oxide	AA
R801	VRS-CY1JF000J	J 0	1/16W Metal Oxide	AA	R885	VRS-CY1JF681J	J 680	1/16W Metal Oxide	AA
R802	VRS-CY1JF223J	J 22k	1/16W Metal Oxide	AA	R887	VRS-CY1JF101J	J 100	1/16W Metal Oxide	AA
R803	VRS-CY1JF223J	J 22k	1/16W Metal Oxide	AA	R888	VRS-CY1JF104J	J 100k	1/16W Metal Oxide	AA
R804	VRS-CY1JF152J	J 1.5k	1/16W Metal Oxide	AA	R892	VRS-CY1JF331J	J 330	1/16W Metal Oxide	AA
R805	VRS-CY1JF681J	J 680	1/16W Metal Oxide	AA	R895	VRS-CY1JF101J	J 100	1/16W Metal Oxide	AA
R806	VRS-CY1JF102J	J 1.0k	1/16W Metal Oxide	AA	R896	VRS-CY1JF103J	J 10k	1/16W Metal Oxide	AA
R807	VRS-CY1JF271J	J 270	1/16W Metal Oxide	AA	R897	VRS-CY1JF822J	J 8.2k	1/16W Metal Oxide	AA
R808	VRS-TX2HF5R6J	J 5.6	1/2W Metal Oxide	AA	R898	VRS-CY1JF000J	J 0	1/16W Metal Oxide	AA
R809	VRS-CY1JF273J	J 27k	1/16W Metal Oxide	AA	R899	VRS-CY1JF103J	J 10k	1/16W Metal Oxide	AA
R810	VRS-CY1JF273J	J 27k	1/16W Metal Oxide	AA	R900	VRS-TX2HF5R6J	J 5.6	1/2W Metal Oxide	AA
R811	VRS-CY1JF103J	J 10k	1/16W Metal Oxide	AA	R901	VRS-CY1JF822J	J 8.2k	1/16W Metal Oxide	AA
R812	VRS-CY1JF331J	J 330	1/16W Metal Oxide	AA	R902	VRS-CY1JF103J	J 10k	1/16W Metal Oxide	AA
R813	VRS-CY1JF750J	J 75	1/16W Metal Oxide	AA	R903	VRS-CY1JF103J	J 10k	1/16W Metal Oxide	AA
R814	VRS-CY1JF471J	J 470	1/16W Metal Oxide	AA	R904	VRS-CY1JF000J	J 0	1/16W Metal Oxide	AA
R815	VRS-CY1JF471J	J 470	1/16W Metal Oxide	AA	R905	VRS-TX2HF5R6J	J 5.6	1/2W Metal Oxide	AA
R816	VRS-CY1JF822J	J 8.2k	1/16W Metal Oxide	AA	R906	VRS-CY1JF103J	J 10k	1/16W Metal Oxide	AA
R817	VRS-CY1JF562J	J 5.6k	1/16W Metal Oxide	AA	R907	VRS-CY1JF000J	J 0	1/16W Metal Oxide	AA
R818	VRS-CY1JF102J	J 1.0k	1/16W Metal Oxide	AA	R908	VRS-CY1JF103J	J 10k	1/16W Metal Oxide	AA
R819	VRN-CY1JF133D	J 13k	1/16W Metal Film	AB	R909	VRS-CY1JF000J	J 0	1/16W Metal Oxide	AA
R820	VRN-CY1JF752D	J 7.5k	1/16W Metal Film	AA	R910	VRS-CY1JF102J	J 1.0k	1/16W Metal Oxide	AA
R821	VRN-CY1JF682D	J 6.8k	1/16W Metal Film	AB	R911	VRS-CY1JF683J	J 68k	1/16W Metal Oxide	AA
R822	VRN-CY1JF103D	J 10k	1/16W Metal Film	AA	R912	VRS-CY1JF222J	J 2.2k	1/16W Metal Oxide	AA
R823	VRS-CY1JF182J	J 1.8k	1/16W Metal Oxide	AA	R913	VRS-CY1JF224J	J 220k	1/16W Metal Oxide	AA
R824	VRS-CY1JF101J	J 100	1/16W Metal Oxide	AA	R914	VRS-CY1JF102J	J 1.0k	1/16W Metal Oxide	AA
R829	VRS-CY1JF102J	J 1.0k	1/16W Metal Oxide	AA	R915	VRS-CY1JF472J	J 4.7k	1/16W Metal Oxide	AA
R830	VRS-CY1JF102J	J 1.0k	1/16W Metal Oxide	AA	R916	VRS-CY1JF273J	J 27k	1/16W Metal Oxide	AA
R831	VRS-CY1JF102J	J 1.0k	1/16W Metal Oxide	AA	R917	VRS-CY1JF103J	J 10k	1/16W Metal Oxide	AA
R832	VRS-CY1JF102J	J 1.0k	1/16W Metal Oxide	AA	R918	VRS-CY1JF223J	J 22k	1/16W Metal Oxide	AA
R833	VRS-CY1JF102J	J 1.0k	1/16W Metal Oxide	AA	R919	VRS-CY1JF682J	J 6.8k	1/16W Metal Oxide	AA
R834	VRS-CY1JF104J	J 100k	1/16W Metal Oxide	AA	R920	VRS-CY1JF223J	J 22k	1/16W Metal Oxide	AA
R835	VRS-CY1JF333J	J 33k	1/16W Metal Oxide	AA	R921	VRS-CY1JF103J	J 10k	1/16W Metal Oxide	AA
R836	VRS-CY1JF221J	J 220	1/16W Metal Oxide	AA	R922	VRS-CY1JF223J	J 22k	1/16W Metal Oxide	AA
R838	VRS-CY1JF821J	J 820	1/16W Metal Oxide	AA	R923	VRS-CY1JF363J	J 36k	1/16W Metal Oxide	AA
R839	VRS-CY1JF564J	J 560k	1/16W Metal Oxide	AA	R924	VRS-CY1JF333J	J 33k	1/16W Metal Oxide	AA
R840	VRS-CY1JF000J	J 0	1/16W Metal Oxide	AA	R925	VRS-CY1JF000J	J 0	1/16W Metal Oxide	AA
R842	VRS-CY1JF101J	J 100	1/16W Metal Oxide	AA	R927	VRS-CY1JF000J	J 0	1/16W Metal Oxide	AA
R843	VRS-CY1JF101J	J 100	1/16W Metal Oxide	AA	R930	VRS-CY1JF102J	J 1.0k	1/16W Metal Oxide	AA
R844	VRS-CY1JF393J	J 39k	1/16W Metal Oxide	AA	R931	VRS-CY1JF102J	J 1.0k	1/16W Metal Oxide	AA
R845	VRS-CY1JF102J	J 1.0k	1/16W Metal Oxide	AA	R932	VRS-CY1JF102J	J 1.0k	1/16W Metal Oxide	AA
R846	VRS-CY1JF472J	J 4.7k	1/16W Metal Oxide	AA	R933	VRS-CY1JF102J	J 1.0k	1/16W Metal Oxide	AA
R847	VRS-CY1JF103J	J 10k	1/16W Metal Oxide	AA	R934	VRS-CY1JF102J	J 1.0k	1/16W Metal Oxide	AA
R848	VRS-CY1JF103J	J 10k	1/16W Metal Oxide	AA	R935	VRS-CY1JF102J	J 1.0k	1/16W Metal Oxide	AA
R849	VRS-CY1JF472J	J 4.7k	1/16W Metal Oxide	AA	R936	VRS-CY1JF221J	J 220	1/16W Metal Oxide	AA
R850	VRS-CY1JF103J	J 10k	1/16W Metal Oxide	AA	R937	VRS-CY1JF221J	J 220	1/16W Metal Oxide	AA
R851	VRS-CY1JF000J	J 0	1/16W Metal Oxide	AA	R938	VRS-CY1JF221J	J 220	1/16W Metal Oxide	AA
R852	VRS-CY1JF562J	J 5.6k	1/16W Metal Oxide	AA	R939	VRS-CY1JF103J	J 10k	1/16W Metal Oxide	AA
R853	VRS-TX2HF4R7J	J 4.7	1/2W Metal Oxide	AB	R4001	VRS-CY1JF000J	J 0	1/16W Metal Oxide	AA
R854	VRS-CY1JF152J	J 1.5k	1/16W Metal Oxide	AA	R4002	VRS-CY1JF392J	J 3.9k	1/16W Metal Oxide	AA
R855	VRS-CY1JF000J	J 0	1/16W Metal Oxide	AA	R4003	VRS-TV1JD000J	J 0	1/16W Metal Oxide	AA
R857	VRS-TX2HF4R7J	J 4.7	1/2W Metal Oxide	AB	R4004	VRS-CY1JF102J	J 1.0k	1/16W Metal Oxide	AA
R858	VRS-CY1JF330J	J 33	1/16W Metal Oxide	AA	R4005	VRS-CY1JF102J	J 1.0k	1/16W Metal Oxide	AA
R859	VRS-CY1JF104J	J 100k	1/16W Metal Oxide	AA	R4007	VRS-CY1JF153J	J 15k	1/16W Metal Oxide	AA
R860	VRS-CY1JF330J	J 33	1/16W Metal Oxide	AA	R4008	VRS-CY1JF000J	J 0	1/16W Metal Oxide	AA
R861	VRS-CY1JF330J	J 33	1/16W Metal Oxide	AA	R4009	VRS-CY1JF101J	J 100	1/16W Metal Oxide	AA
R862	VRS-CY1JF272J	J 2.7k	1/16W Metal Oxide	AA	R4010	VRS-CY1JF000J	J 0	1/16W Metal Oxide	AA
R863	VRS-CY1JF103J	J 10k	1/16W Metal Oxide	AA	R4011	VRS-CY1JF332J	J 3.3k	1/16W metal Oxide	AA
R865	VRS-CY1JF473J	J 47k	1/16W Metal Oxide	AA	R4012	VRS-CY1JF473J	J 47k	1/16W Metal Oxide	AA
R866	VRS-CY1JF101J	J 100	1/16W Metal Oxide	AA	R4013	VRS-CY1JF101J	J 100	1/16W Metal Oxide	AA
R867	VRS-CY1JF102J	J 1.0k	1/16W Metal Oxide	AA	R4014	VRS-CY1JF185J	J 1.8M	1/16W Metal Oxide	AA
R868	VRS-CY1JF392J	J 3.9k	1/16W Metal Oxide	AA	R4016	VRS-CY1JF563J	J 56k	1/16W Metal Oxide	AA
					R4017	VRS-CY1JF560J	J 56	1/16W Metal Oxide	AA
					R4018	VRS-CY1JF473J	J 47k	1/16W Metal Oxide	AA
					R4019	VRS-CY1JF4R7J	J 4.7	1/16W Metal Oxide	AA
					R4020	VRS-CY1JF121J	J 120	1/16W Metal Oxide	AA

Ref. No.	Part No.	★	Description	Code	Ref. No.	Part No.	★	Description	Code		
DUNTKA157DE02					R4505	VRS-CY1JF000J	J	0	1/16W Metal Oxide	AA	
SIGNAL UNIT(Continued)					R4509	VRS-CY1JF391J	J	390	1/16W Metal Oxide	AA	
R4021	VRS-CY1JF000J	J	0	1/16W Metal Oxide	AA	R4510	VRS-CY1JF122J	J	1.2k	1/16W Metal Oxide	AA
R4022	VRS-CY1JF560J	J	56	1/16W Metal Oxide	AA	R4511	VRS-CY1JF182J	J	1.8k	1/16W Metal Oxide	AA
R4023	VRS-CY1JF560J	J	56	1/16W Metal Oxide	AA	R4512	VRS-CY1JF561F	J	560	1/16W Metal Oxide	AA
R4024	VRS-CY1JF103J	J	10k	1/16W Metal Oxide	AA	R4513	VRS-CY1JF821F	J	820	1/16W Metal Oxide	AA
R4025	VRS-CY1JF393J	J	39k	1/16W Metal Oxide	AA	R4514	VRS-CY1JF122J	J	1.2k	1/16W Metal Oxide	AA
R4026	VRS-CY1JF393J	J	39k	1/16W Metal Oxide	AA	R4515	VRS-CY1JF102J	J	1.0k	1/16W Metal Oxide	AA
R4027	VRS-CY1JF152J	J	1.5k	1/16W Metal Oxide	AA	R4516	VRS-CY1JF431F	J	430	1/16W Metal Oxide	AA
R4028	VRS-CY1JF000J	J	0	1/16W Metal Oxide	AA	R4517	VRS-CY1JF911J	J	910	1/16W Metal Oxide	AA
R4029	VRS-CY1JF102J	J	1.0k	1/16W Metal Oxide	AA	R4518	VRS-CY1JF132J	J	1.3k	1/16W Metal Oxide	AA
R4030	VRS-CY1JF102J	J	1.0k	1/16W Metal Oxide	AA	R4519	VRS-CY1JF561J	J	560	1/16W Metal Oxide	AA
R4031	VRS-CY1JF102J	J	1.0k	1/16W Metal Oxide	AA	R4520	VRS-CY1JF682J	J	6.8k	1/16W Metal Oxide	AA
R4032	VRS-CY1JF473J	J	47k	1/16W Metal Oxide	AA	R4521	VRS-CY1JF471J	J	470	1/16W Metal Oxide	AA
R4033	VRS-CY1JF153J	J	15k	1/16W Metal Oxide	AA	R4522	VRS-CY1JF102J	J	1.0k	1/16W Metal Oxide	AA
R4034	VRS-CY1JF273J	J	27k	1/16W Metal Oxide	AA	R4523	VRS-CY1JF391J	J	390	1/16W Metal Oxide	AA
R4035	VRS-CY1JF273J	J	27k	1/16W Metal Oxide	AA	R4525	VRS-CY1JF102J	J	1.0k	1/16W Metal Oxide	AA
R4036	VRS-CY1JF754J	J	750k	1/16W Metal Oxide	AA	R4527	VRS-CY1JF102J	J	1.0k	1/16W Metal Oxide	AA
R4037	VRS-CY1JF152J	J	1.5k	1/16W Metal Oxide	AA	R4528	VRS-CY1JF100J	J	10	1/16W Metal Oxide	AA
R4038	VRS-CY1JF102J	J	1.0k	1/16W Metal Oxide	AA	R4529	VRS-CY1JF100J	J	10	1/16W Metal Oxide	AA
R4039	VRS-TV1JD3R9J	J	3.9	1/16W Metal Oxide	AA	R4533	VRS-CY1JF000J	J	0	1/16W Metal Oxide	AA
R4040	VRS-CY1JF102J	J	1.0k	1/16W Metal Oxide	AA	R4536	VRS-CY1JF000J	J	0	1/16W Metal Oxide	AA
R4041	VRS-CY1JF102J	J	1.0k	1/16W Metal Oxide	AA	R4537	VRS-CY1JF000J	J	0	1/16W Metal Oxide	AA
R4042	VRS-CY1JF102J	J	1.0k	1/16W Metal Oxide	AA	R4538	VRS-CY1JF223J	J	22k	1/16W Metal Oxide	AA
R4043	VRS-CY1JF102J	J	1.0k	1/16W Metal Oxide	AA	R4539	VRS-CY1JF222F	J	2.2k	1/16W Metal Oxide	AA
R4044	VRS-CY1JF333J	J	33k	1/16W Metal Oxide	AA	R4540	VRS-CY1JF222F	J	2.2k	1/16W Metal Oxide	AA
R4045	VRS-CY1JF333J	J	33k	1/16W Metal Oxide	AA	R4541	VRS-CY1JF221J	J	220	1/16W Metal Oxide	AA
R4301	VRS-CY1JF101J	J	100	1/16W Metal Oxide	AA	R4542	VRS-CY1JF473J	J	47k	1/16W Metal Oxide	AA
R4304	VRN-CY1JF562D	J	5.6k	1/16W Metal Film	AB	R4543	VRS-CY1JF224J	J	220k	1/16W Metal Oxide	AA
R4305	VRS-CY1JF101J	J	100	1/16W Metal Oxide	AA	R4544	VRS-CY1JF000J	J	0	1/16W Metal Oxide	AA
R4306	VRS-CY1JF101J	J	100	1/16W Metal Oxide	AA	R4545	VRS-CY1JF102J	J	1.0k	1/16W Metal Oxide	AA
R4307	VRN-CY1JF392D	J	3.9k	1/16W Metal Film	AA	R4546	VRS-CY1JF222J	J	2.2k	1/16W Metal Oxide	AA
R4308	VRS-CY1JF101J	J	100	1/16W Metal Oxide	AA	R4547	VRS-CY1JF102J	J	1.0k	1/16W Metal Oxide	AA
R4309	VRS-CY1JF101J	J	100	1/16W Metal Oxide	AA	R4548	VRS-CY1JF471J	J	470	1/16W Metal Oxide	AA
R4310	VRS-CY1JF101J	J	100	1/16W Metal Oxide	AA	R4549	VRS-CY1JF472J	J	4.7k	1/16W Metal Oxide	AA
R4314	VRS-CY1JF102J	J	1.0k	1/16W Metal Oxide	AA	R4550	VRS-CY1JF000J	J	0	1/16W Metal Oxide	AA
R4315	VRS-CY1JF273J	J	27k	1/16W Metal Oxide	AA	R4551	VRS-CY1JF000J	J	0	1/16W Metal Oxide	AA
R4316	VRS-CY1JF153J	J	15k	1/16W Metal Oxide	AA	R4552	VRS-CY1JF101J	J	100	1/16W Metal Oxide	AA
R4318	VRS-CY1JF102J	J	1.0k	1/16W Metal Oxide	AA	R4553	VRS-CB1JF101J	J	100	1/16W Metal Oxide	AA
R4320	VRS-CY1JF102J	J	1.0k	1/16W Metal Oxide	AA	R4554	VRS-CY1JF000J	J	0	1/16W Metal Oxide	AA
R4323	VRS-CY1JF101J	J	100	1/16W Metal Oxide	AA	R4555	VRS-CB1JF101J	J	100	1/16W Metal Oxide	AA
R4324	VRS-CY1JF101J	J	100	1/16W Metal Oxide	AA	R4556	VRS-CY1JF182J	J	1.8k	1/16W Metal Oxide	AA
R4325	VRS-CY1JF153J	J	15k	1/16W Metal Oxide	AA	R4557	VRS-CY1JF182J	J	1.8k	1/16W Metal Oxide	AA
R4326	VRS-CY1JF273J	J	27k	1/16W Metal Oxide	AA	R4558	VRS-CY1JF102J	J	1.0k	1/16W Metal Oxide	AA
R4329	VRS-CY1JF103J	J	10k	1/16W Metal Oxide	AA	R4559	VRS-CY1JF271J	J	270	1/16W Metal Oxide	AA
R4330	VRS-CY1JF273J	J	27k	1/16W Metal Oxide	AA	R4560	VRS-CY1JF271J	J	270	1/16W Metal Oxide	AA
R4331	VRS-CY1JF000J	J	0	1/16W Metal Oxide	AA	R4561	VRS-CY1JF333J	J	33k	1/16W Metal Oxide	AA
R4332	VRS-CY1JF273J	J	27k	1/16W Metal Oxide	AA	R4562	VRS-CY1JF102J	J	1.0k	1/16W Metal Oxide	AA
R4333	VRS-CY1JF273J	J	27k	1/16W Metal Oxide	AA	R4565	VRS-CY1JF000J	J	0	1/16W Metal Oxide	AA
R4335	VRS-CY1JF222F	J	2.2k	1/16W Metal Oxide	AA	R4566	VRS-CY1JF000J	J	0	1/16W Metal Oxide	AA
R4336	VRS-CY1JF472F	J	4.7k	1/16W Metal Oxide	AA	R4567	VRS-CY1JF000J	J	0	1/16W Metal Oxide	AA
R4337	VRS-CY1JF472F	J	4.7k	1/16W Metal Oxide	AA	R4568	VRS-CY1JF471J	J	470	1/16W Metal Oxide	AA
R4338	VRS-CY1JF000J	J	0	1/16W Metal Oxide	AA	R4569	VRS-CY1JF471J	J	470	1/16W Metal Oxide	AA
R4339	VRS-CY1JF152J	J	1.5k	1/16W Metal Oxide	AA	R4571	VRS-CY1JF000J	J	0	1/16W Metal Oxide	AA
R4340	VRS-CY1JF000J	J	0	1/16W Metal Oxide	AA	R4573	VRS-TX2HF2R2J	J	2.2	1/2W Metal Oxide	AB
R4341	VRS-CY1JF000J	J	0	1/16W Metal Oxide	AA	R4574	VRS-TV1JD5R6J	J	5.6	1/16W Metal Oxide	AA
R4342	VRS-CY1JF102J	J	1.0k	1/16W Metal Oxide	AA	R4575	VRS-CY1JF000J	J	0	1/16W Metal Oxide	AA
R4343	VRS-CY1JF102J	J	1.0k	1/16W Metal Oxide	AA	R4576	VRS-TV1JD000J	J	0	1/16W Metal Oxide	AA
R4344	VRS-CY1JF000J	J	0	1/16W Metal Oxide	AA	R4577	VRS-CY1JF000J	J	0	1/16W Metal Oxide	AA
R4345	VRS-CY1JF000J	J	0	1/16W Metal Oxide	AA	R4578	VRS-CY1JF101J	J	100	1/16W Metal Oxide	AA
R4346	VRS-CY1JF000J	J	0	1/16W Metal Oxide	AA	R4579	VRS-CB1JF101J	J	100	1/16W Metal Oxide	AA
R4347	VRS-CY1JF103J	J	10k	1/16W Metal Oxide	AA	R4580	VRS-CB1JF101J	J	100	1/16W Metal Oxide	AA
R4348	VRS-CY1JF102J	J	1.0k	1/16W Metal Oxide	AA	R4581	VRS-CY1JF000J	J	0	1/16W Metal Oxide	AA
R4351	VRS-CY1JF000J	J	0	1/16W Metal Oxide	AA	R4582	VRS-CB1JF101J	J	100	1/16W Metal Oxide	AA
R4354	VRS-CY1JF100J	J	10	1/16W Metal Oxide	AA	R4583	VRS-CB1JF101J	J	100	1/16W Metal Oxide	AA
R4355	VRS-CY1JF100J	J	10	1/16W Metal Oxide	AA	R4584	VRS-CB1JF101J	J	100	1/16W Metal Oxide	AA
R4356	VRS-CY1JF223J	J	22k	1/16W Metal Oxide	AA	R4585	VRS-CB1JF101J	J	100	1/16W Metal Oxide	AA
R4357	VRS-CY1JF223J	J	22k	1/16W Metal Oxide	AA	R4587	VRS-TV1JD000J	J	0	1/16W Metal Oxide	AA
R4361	VRS-CY1JF102F	J	1.0k	1/16W Metal Oxide	AA	R4588	VRS-CY1JF000J	J	0	1/16W Metal Oxide	AA
R4362	VRS-CY1JF162F	J	1.6k	1/16W Metal Oxide	AA	R6001	VRS-CY1JF101J	J	100	1/16W Metal Oxide	AA
R4363	VRS-CY1JF182F	J	1.8k	1/16W Metal Oxide	AA	R6002	VRS-CY1JF000J	J	0	1/16W Metal Oxide	AA
R4364	VRS-CY1JF152F	J	1.5k	1/16W Metal Oxide	AA	R6005	VRS-CY1JF273J	J	27k	1/16W Metal Oxide	AA
R4365	VRS-CY1JF000J	J	0	1/16W Metal Oxide	AA	R6006	VRS-CY1JF103J	J	10k	1/16W Metal Oxide	AA
					R6008	VRS-CY1JF101J	J	100	1/16W Metal Oxide	AA	
					R6010	VRS-CY1JF331J	J	330	1/16W Metal Oxide	AA	

Ref. No.	Part No.	★	Description	Code
DUNTKA157DE02				
SIGNAL UNIT(Continued)				
R6011	VRS-CY1JF151J	J 150	1/16W Metal Oxide	AA
R6012	VRS-CY1JF471J	J 470	1/16W Metal Oxide	AA
R6013	VRS-CY1JF471J	J 470	1/16W Metal Oxide	AA
R6014	VRS-CY1JF474J	J 470k	1/16W Metal Oxide	AA
R6015	VRS-CY1JF822J	J 8.2k	1/16W Metal Oxide	AA
R6016	VRS-CY1JF562J	J 5.6k	1/16W Metal Oxide	AA
R6018	VRS-CY1JF103J	J 10k	1/16W Metal Oxide	AA
R6019	VRS-TV1JD102J	J 1.0k	1/16W Metal Oxide	AA
R6021	VRS-CY1JF101J	J 100	1/16W Metal Oxide	AA
R6022	VRS-CY1JF000J	J 00	1/16W Metal Oxide	AA
R6023	VRS-CY1JF331J	J 330	1/16W Metal Oxide	AA
R6024	VRS-CY1JF101J	J 100	1/16W Metal Oxide	AA
R6025	VRS-CY1JF102J	J 1.0k	1/16W Metal Oxide	AA
R6026	VRS-TV1JD6R8J	J 6.8	1/16W Metal Oxide	AA
R6027	VRS-CY1JF102J	J 1.0k	1/16W Metal Oxide	AA
R6028	VRS-CY1JF102J	J 1.0k	1/16W Metal Oxide	AA
R6029	VRS-CY1JF102J	J 1.0k	1/16W Metal Oxide	AA
R6030	VRS-CY1JF000J	J 0	1/16W Metal Oxide	AA
R6032	VRS-CY1JF102J	J 1.0k	1/16W Metal Oxide	AA
R6039	VRS-CY1JF681J	J 680	1/16W Metal Oxide	AA
R6043	VRS-CY1JF361J	J 360	1/16W Metal Oxide	AA
R6044	VRS-CY1JF333J	J 33k	1/16W Metal Oxide	AA
R6045	VRS-CY1JF103J	J 10k	1/16W Metal Oxide	AA
R6046	VRS-CY1JF102J	J 1.0k	1/16W Metal Oxide	AA
R6047	VRS-CY1JF102F	J 1.0k	1/16W Metal Oxide	AA
R6048	VRS-CY1JF332F	J 3.3k	1/16W Metal Oxide	AA
R6050	VRS-CY1JF681F	J 680	1/16W Metal Oxide	AA
R6051	VRS-CY1JF000J	J 0	1/16W Metal Oxide	AA
R6052	VRS-CY1JF122J	J 1.2k	1/16W Metal Oxide	AA
R6053	VRS-CY1JF821J	J 820	1/16W Metal Oxide	AA
R6054	VRS-CY1JF361J	J 360	1/16W Metal Oxide	AA
R6055	VRS-CY1JF122J	J 1.2k	1/16W Metal Oxide	AA
R6056	VRS-CY1JF112F	J 1.1k	1/16W Metal Oxide	AA
R6057	VRS-TV1JD122J	J 1.2k	1/16W Metal Oxide	AA
R6058	VRS-CY1JF392F	J 3.9k	1/16W Metal Oxide	AA
R6059	VRS-CY1JF103J	J 10k	1/16W Metal Oxide	AA
R6060	VRS-CY1JF102F	J 1.0k	1/16W Metal Oxide	AA
R6061	VRS-TV1JD000J	J 0	1/16W Metal Oxide	AA
R6062	VRS-CY1JF101J	J 100	1/16W Metal Oxide	AA
R6063	VRS-CY1JF102J	J 1.0k	1/16W Metal Oxide	AA
R6064	VRS-CY1JF223J	J 22k	1/16W Metal Oxide	AA
R6065	VRS-CY1JF000J	J 0	1/16W Metal Oxide	AA
R6066	VRS-CY1JF000J	J 0	1/16W Metal Oxide	AA
R6067	VRS-CY1JF471J	J 470	1/16W Metal Oxide	AA
R6068	VRS-CY1JF391J	J 390	1/16W Metal Oxide	AA
R6069	VRS-CY1JF471F	J 470	1/16W Metal Oxide	AA
R6070	VRS-TV1JD471J	J 470	1/16W Metal Oxide	AA
R6071	VRS-TV1JD122J	J 1.2k	1/16W Metal Oxide	AA
R6072	VRN-CY1JF332D	J 3.3k	1/16W Metal Film	AA
R6073	VRN-CY1JF332D	J 3.3k	1/16W Metal Film	AA
R6074	VRS-CY1JF103J	J 10k	1/16W Metal Oxide	AA
R6075	VRS-CY1JF103J	J 10k	1/16W Metal Oxide	AA
R6076	VRS-CY1JF681J	J 680	1/16W Metal Oxide	AA
R6077	VRS-CY1JF821J	J 820	1/16W Metal Oxide	AA
R6078	VRS-CY1JF102J	J 1.0k	1/16W Metal Oxide	AA
R6079	VRS-CY1JF102J	J 1.0k	1/16W Metal Oxide	AA
R6080	VRS-CY1JF000J	J 0	1/16W Metal Oxide	AA
R6081	VRS-CY1JF102J	J 1.0k	1/16W Metal Oxide	AA
R6082	VRS-CY1JF101J	J 100	1/16W Metal Oxide	AA
R6083	VRS-CY1JF154J	J 150k	1/16W Metal Oxide	AA
R6084	VRS-CY1JF103J	J 10k	1/16W Metal Oxide	AA
R6085	VRS-CY1JF101J	J 100	1/16W Metal Oxide	AA
R6086	VRS-CY1JF101J	J 100	1/16W Metal Oxide	AA
R6087	VRS-CY1JF101J	J 100	1/16W Metal Oxide	AA
R6088	VRS-CY1JF223J	J 22k	1/16W Metal Oxide	AA
R6089	VRS-CY1JF223J	J 22k	1/16W Metal Oxide	AA
R6090	VRS-CY1JF561J	J 560	1/16W Metal Oxide	AA
R6091	VRS-CY1JF471J	J 470	1/16W Metal Oxide	AA
R6092	VRS-CY1JF823J	J 82k	1/16W Metal Oxide	AA
R6093	VRS-CY1JF473J	J 47k	1/16W Metal Oxide	AA
R6094	VRS-TV1JD222J	J 2.2k	1/16W Metal Oxide	AA

Ref. No.	Part No.	★	Description	Code
R6096	VRS-CY1JF000J	J 0	1/16W Metal Oxide	AA
R6097	VRS-CY1JF000J	J 0	1/16W Metal Oxide	AA
R6098	VRS-CY1JF000J	J 0	1/16W Metal Oxide	AA
R6101	VRS-CY1JF000J	J 0	1/16W Metal Oxide	AA
R6102	VRS-CY1JF000J	J 0	1/16W Metal Oxide	AA
R6106	VRS-CY1JF101J	J 100	1/16W Metal Oxide	AA
R6107	VRS-CY1JF000J	J 0	1/16W Metal Oxide	AA
R6108	VRS-CY1JF102J	J 1.0k	1/16W Metal Oxide	AA
R6109	VRS-CY1JF101J	J 100	1/16W Metal Oxide	AA
R6110	VRS-CY1JF101J	J 100	1/16W Metal Oxide	AA
R6111	VRS-CY1JF101J	J 100	1/16W Metal Oxide	AA
R6163	VRS-CY1JF000J	J 0	1/16W Metal Oxide	AA
R6164	VRS-CY1JF000J	J 0	1/16W Metal Oxide	AA
R6165	VRS-CY1JF000J	J 0	1/16W Metal Oxide	AA
R6166	VRS-CY1JF101J	J 100	1/16W Metal Oxide	AA
R6167	VRS-CY1JF223J	J 22k	1/16W Metal Oxide	AA
R6169	VRS-CY1JF102F	J 1.0k	1/16W Metal Oxide	AA
R6170	VRS-CY1JF102F	J 1.0k	1/16W Metal Oxide	AA
R6172	VRS-CY1JF103J	J 10k	1/16W Metal Oxide	AA
R6173	VRS-TV1JD2R2J	J 2.2	1/16W Metal Oxide	AA
R6503	VRS-TV1JD000J	J 0	1/16W Metal Oxide	AA
R6505	VRS-TX2HF000J	J 0	1/2W Metal Oxide	AA
R6506	VRS-CY1JF103J	J 10k	1/16W Metal Oxide	AA
R6507	VRS-TX2HF5R6J	J 5.6	1/2W Metal Oxide	AA
R6508	VRS-TX2HF5R6J	J 5.6	1/2W Metal Oxide	AA
R6509	VRS-CY1JF392J	J 3.9k	1/16W Metal Oxide	AA
R6510	VRS-CY1JF101J	J 100	1/16W Metal Oxide	AA
R6513	VRS-CY1JF103J	J 10k	1/16W Metal Oxide	AA
R6515	VRS-TX2HF5R6J	J 5.6	1/2W Metal Oxide	AA
R6516	VRS-TX2HF5R6J	J 5.6	1/2W Metal Oxide	AA
R6521	VRS-TV1JD000J	J 0	1/16W Metal Oxide	AA
R6525	VRS-TV1JD000J	J 0	1/16W Metal Oxide	AA
R6528	VRS-TV1JD000J	J 0	1/16W Metal Oxide	AA
R6529	VRS-CY1JF103J	J 10k	1/16W Metal Oxide	AA
R6530	VRS-CY1JF101J	J 100	1/16W Metal Oxide	AA
R6531	VRS-TV1JD000J	J 0	1/16W Metal Oxide	AA
R6532	VRS-TV1JD000J	J 0	1/16W Metal Oxide	AA
R6535	VRS-CY1JF223J	J 22k	1/16W Metal Oxide	AA
R6537	VRS-CY1JF101J	J 100	1/16W Metal Oxide	AA
R6538	VRS-CY1JF103J	J 10k	1/16W Metal Oxide	AA
R6541	VRS-CY1JF000J	J 0	1/16W Metal Oxide	AA

MISCELLANEOUS PARTS

FB301	RBLN-0060CEZZ	J	Ferrite Bead	AC
FB4001	RBLN-0062CEZZ	J	Ferrite Bead	AC
FB4002	RBLN-0062CEZZ	J	Ferrite Bead	AC
FB4003	RBLN-0062CEZZ	J	Ferrite Bead	AC
FB4004	RBLN-0062CEZZ	J	Ferrite Bead	AC
FB4005	RBLN-0033TAZZ	J	Ferrite Bead	AB
FB4501	RBLN-0059CEZZ	J	Ferrite Bead	AB
FB4502	RBLN-0061TAZZ	J	Ferrite Bead	AD
FB4503	RBLN-0061TAZZ	J	Ferrite Bead	AD
FB4504	RBLN-0061TAZZ	J	Ferrite Bead	AD
FB4505	RBLN-0061TAZZ	J	Ferrite Bead	AD
FB4506	RBLN-0061TAZZ	J	Ferrite Bead	AD
FB4507	RBLN-0061TAZZ	J	Ferrite Bead	AD
FB6001	RBLN-0065CEZZ	J	Ferrite Bead	AB
FB6002	RBLN-0051TAZZ	J	Ferrite Bead	AC
FB6003	RBLN-0051TAZZ	J	Ferrite Bead	AC
FB6004	RBLN-0051TAZZ	J	Ferrite Bead	AC
FB6005	RBLN-0051TAZZ	J	Ferrite Bead	AC
FB6006	RBLN-0065CEZZ	J	Ferrite Bead	AB
FB6501	RBLN-0059CEZZ	J	Ferrite Bead	AB
FB6502	RBLN-0059CEZZ	J	Ferrite Bead	AB
J6501	QJAKE0189CEZZ	J	Jack	AK
P303	QPLGN0176FJZZ	J	Plug 4-Pin (SP)	AD
P801	QPLGN0463TAZZ	J	Plug 4-Pin	AC
P6501	QPLGZ1061CEZZ	J	Plug 100-Pin	AW
SC401	QCNCM4022CEZZ	J	Socket 40-Pin	AK
SC602	QCNCM4022CEZZ	J	Socket 40-Pin	AK
SC3001	QCNCM4022CEZZ	J	Socket 40-Pin	AK
SLD6501	PRDAR1521CEFW	J	Shield	AL
	LX-BZ3049GEFD	J	Screw	AA

Ref. No.	Part No.	★	Description	Code	Ref. No.	Part No.	★	Description	Code
DUNTKA158DE02					RESISTORS				
R/C RECEIVER-1UNIT									
CAPACITOR									
C5581	VCKYTV1CF105Z	J	1.0 16V Ceramic	AB	R5580	VRS-CY1JF471J	J	470 1/16W Metal Oxide	AA
RESISTORS					R5581	VRS-CY1JF220J	J	22 1/16W Metal Oxide	AA
R5564	VRS-CY1JF471J	J	470 1/16W Metal Oxide	AA	R5601	VRS-TV1JD221J	J	220 1/16W Metal Oxide	AA
R5565	VRS-CY1JF220J	J	22 1/16W Metal Oxide	AA	R5602	VRS-CY1JF101J	J	100 1/16W Metal Oxide	AA
MISCELLANEOUS PARTS					R5606	VRS-CY1JF101J	J	100 1/16W Metal Oxide	AA
P5555	QPLGN0364TAZZ	J	Plug 3-Pin (RC)	AC	R5607	VRS-CY1JF101J	J	100 1/16W Metal Oxide	AA
RMC5552	RRMCU0239CEZZ	J	R/C Receiver	AG	R5608	VRS-CY1JF101J	J	100 1/16W Metal Oxide	AA
	PSLDC3063CEFW	J	Shield	AE	R5609	VRS-CY1JF101J	J	100 1/16W Metal Oxide	AA
DUNTKA159DE02					MISCELLANEOUS PARTS				
R/C RECEIVER-2 UNIT					R5610	VRS-TV1JD152J	J	1.5k 1/16W Metal Oxide	AA
INTEGRATED CIRCUITS					R5611	VRS-TV1JD152J	J	1.5k 1/16W Metal Oxide	AA
IC5603	VHiM62320FP-1	J	M62320FP	AK	R5612	VRS-TV1JD152J	J	1.5k 1/16W Metal Oxide	AA
IC5604	VHiM62320FP-1	J	M62320FP	AK	R5613	VRS-TV1JD152J	J	1.5k 1/16W Metal Oxide	AA
IC5605	VHiM62320FP-1	J	M62320FP	AK	R5614	VRS-TV1JD152J	J	1.5k 1/16W Metal Oxide	AA
TRANSISTORS					R5615	VRS-TV1JD152J	J	1.5k 1/16W Metal Oxide	AA
Q5601	VSDTC144EU/-1	J	DTC144EU	AB	R5616	VRS-TV1JD152J	J	1.5k 1/16W Metal Oxide	AA
Q5602	VSDTC144EU/-1	J	DTC144EU	AB	R5617	VRS-TV1JD152J	J	1.5k 1/16W Metal Oxide	AA
Q5603	VSDTC144EU/-1	J	DTC144EU	AB	R5618	VRS-CY1JF101J	J	100 1/16W Metal Oxide	AA
Q5604	VSDTC144EU/-1	J	DTC144EU	AB	R5620	VRS-CY1JF101J	J	100 1/16W Metal Oxide	AA
Q5605	VSDTC144EU/-1	J	DTC144EU	AB	R5622	VRS-CY1JF101J	J	100 1/16W Metal Oxide	AA
Q5606	VSDTC144EU/-1	J	DTC144EU	AB	R5624	VRS-CY1JF101J	J	100 1/16W Metal Oxide	AA
Q5607	VSDTC144EU/-1	J	DTC144EU	AB	R5625	VRS-CY1JF101J	J	100 1/16W Metal Oxide	AA
Q5608	VSDTC144EU/-1	J	DTC144EU	AB	R5626	VRS-TV1JD152J	J	1.5k 1/16W Metal Oxide	AA
Q5609	VSDTC144EU/-1	J	DTC144EU	AB	R5627	VRS-TV1JD152J	J	1.5k 1/16W Metal Oxide	AA
Q5610	VSDTC144EU/-1	J	DTC144EU	AB	R5628	VRS-TV1JD152J	J	1.5k 1/16W Metal Oxide	AA
Q5611	VSDTC144EU/-1	J	DTC144EU	AB	R5629	VRS-TV1JD152J	J	1.5k 1/16W Metal Oxide	AA
Q5612	VSDTC144EU/-1	J	DTC144EU	AB	R5630	VRS-TV1JD152J	J	1.5k 1/16W Metal Oxide	AA
Q5613	VSDTC144EU/-1	J	DTC144EU	AB	R5631	VRS-TV1JD152J	J	1.5k 1/16W Metal Oxide	AA
Q5614	VSDTC144EU/-1	J	DTC144EU	AB	R5632	VRS-TV1JD152J	J	1.5k 1/16W Metal Oxide	AA
Q5615	VSDTC144EU/-1	J	DTC144EU	AB	R5633	VRS-TV1JD152J	J	1.5k 1/16W Metal Oxide	AA
Q5616	VSDTC144EU/-1	J	DTC144EU	AB	R5634	VRS-CY1JF101J	J	100 1/16W Metal Oxide	AA
Q5617	VSDTC144EU/-1	J	DTC144EU	AB	R5635	VRS-CY1JF101J	J	100 1/16W Metal Oxide	AA
Q5618	VSDTC144EU/-1	J	DTC144EU	AB	R5639	VRS-CY1JF101J	J	100 1/16W Metal Oxide	AA
Q5619	VSDTC144EU/-1	J	DTC144EU	AB	R5640	VRS-CY1JF101J	J	100 1/16W Metal Oxide	AA
Q5620	VSDTC144EU/-1	J	DTC144EU	AB	R5641	VRS-CY1JF101J	J	100 1/16W Metal Oxide	AA
Q5621	VSDTC144EU/-1	J	DTC144EU	AB	R5642	VRS-TV1JD152J	J	1.5k 1/16W Metal Oxide	AA
Q5622	VSDTC144EU/-1	J	DTC144EU	AB	R5643	VRS-TV1JD152J	J	1.5k 1/16W Metal Oxide	AA
Q5623	VSDTC144EU/-1	J	DTC144EU	AB	R5644	VRS-TV1JD152J	J	1.5k 1/16W Metal Oxide	AA
Q5624	VSDTC144EU/-1	J	DTC144EU	AB	R5645	VRS-TV1JD152J	J	1.5k 1/16W Metal Oxide	AA
DIODES					R5646	VRS-TV1JD152J	J	1.5k 1/16W Metal Oxide	AA
D5602	RH-EX0514CEZZ	J	Zener Diode	AB	R5647	VRS-TV1JD152J	J	1.5k 1/16W Metal Oxide	AA
D5603	RH-PX0429CEZZ	J	Diode	AN	R5648	VRS-TV1JD152J	J	1.5k 1/16W Metal Oxide	AA
CAPACITORS					R5649	VRS-TV1JD152J	J	1.5k 1/16W Metal Oxide	AA
C5580	VCEAPF0JW107M	J	100 6.3V Electrolytic	AC	R5656	VRS-TX2HF000J	J	0 1/2W Metal Oxide	AA
C5601	VCEAPV1CW476M	J	47 16V Electrolytic	AD	R5657	VRS-TX2HF000J	J	0 1/2W Metal Oxide	AA
C5602	VCKYCY1EF104Z	J	0.1 25V Ceramic	AA	MISCELLANEOUS PARTS				
C5603	VCEAPF1CW106M	J	10 16V Electrolytic	AB	P5580	QPLGN0864TAZZ	J	Plug 8-Pin (RD)	AD
C5604	VCEAPF1CW106M	J	10 16V Electrolytic	AB	RMC5580	RRMCU0239CEZZ	J	R/C Receiver	AG
C5605	VCKYCY1EF104Z	J	0.1 25V Ceramic	AA		PSLDC3063CEFW	J	Shield	AE
C5606	VCKYCY1EF104Z	J	0.1 25V Ceramic	AA					
C5607	VCKYCY1EF104Z	J	0.1 25V Ceramic	AA					

Ref. No. Part No. ★ Description Code

DUNTKA160DE02
LED UNIT

TRANSISTORS

Q2804	VSDTC144EU/-1		DTC144EU	AB
Q2805	VSDTC144EU/-1		DTC144EU	AB
Q2806	VSDTC144EU/-1		DTC144EU	AB
Q2807	VSDTC144EU/-1		DTC144EU	AB
Q2808	VSDTC144EU/-1		DTC144EU	AB
Q2809	VSDTC144EU/-1		DTC144EU	AB
Q2810	VSDTC144EU/-1		DTC144EU	AB

DIODES

D2801	RH-PX0428CEZZ	J Diode		AE
D2802	RH-PX0428CEZZ	J Diode		AE
D2803	RH-PX0428CEZZ	J Diode		AE
D2804	RH-PX0428CEZZ	J Diode		AE
D2807	VHDDAN202K/-1	J Diode		AB

CAPACITORS

C2801	VCEAPF0JW476M	J 47	6.3V Electrolytic	AB
C2802	VCKYCY1EF104Z	J 0.1	25V Ceramic	AA
C2803	VCEAPF1CW226M	J 22	16V Electrolytic	AB
C2804	VCKYCY1EF104Z	J 0.1	25V Ceramic	AA

RESISTORS

R2803	VRS-TW2ED471J	J 470	1/4W Metal Oxide	AA
R2804	VRS-TW2ED392J	J 3.9k	1/4W Metal Oxide	AA
R2805	VRS-TW2ED471J	J 470	1/4W Metal Oxide	AA
R2806	VRS-TW2ED392J	J 3.9k	1/4W Metal Oxide	AA
R2807	VRS-TW2ED471J	J 470	1/4W Metal Oxide	AA
R2808	VRS-TW2ED392J	J 3.9k	1/4W Metal Oxide	AA
R2809	VRS-TW2ED392J	J 3.9k	1/4W Metal Oxide	AA
R2810	VRS-CY1JF000J	J 0	1/16W Metal Oxide	AA

MISCELLANEOUS PARTS

P2801	QPLGN1164TAZZ	J Plug 11-Pin (LE)		AF
	LHLDZ2112CEKZ	J Holder		AF
	LANGU9039CEFW	J Angl		AG
	LX-BZ3266CEFD	J Screw		AA

Ref. No. Part No. ★ Description Code

DUNTKA161FE02
INPUT UNIT

INTEGRATED CIRCUITS

IC401	VHiNJM2245M-1	J NJM2245M		AF
IC402	VHiNJM2245M-1	J NJM2245M		AF
IC403	VHiNJM2233V-1	J NJM2233V		AE
IC404	VHiNJM2233V-1	J NJM2233V		AE
IC601	VHiNJM2245M-1	J NJM2245M		AF
IC602	VHiNJM2245M-1	J NJM2245M		AF
IC603	VHiNJM2233M-1	J NJM2233M		AD
IC604	VHiNJM2233M-1	J NJM2233M		AD
IC651	VHiM62320FP-1	J M62320FP		AK
IC1401	VHiTC7W53U/-1	J TC7W53FU		AF
IC1402	VHiTC7W53U/-1	J TC7W53FU		AF
IC1403	VHiNJM2245M-1	J NJM2245M		AF
IC1404	VHiNJM2245M-1	J NJM2245M		AF
IC1405	VHiNJM2233V-1	J NJM2233V		AE
IC1406	VHiAD8185+++1	J AD8185ARU		AW
IC1407	VHiAD8185+++1	J AD8185ARU		AW
IC3001	VHi24LC21/-1	J 24LC21T		AN
IC3101	VHiLV4053AT-1	J SN74LV4053APWR		AE
IC3102	VHiLV4053AT-1	J SN74LV4053APWR		AE
IC3120	VHiTL712CPW-1	J TI712CPWR		AL
IC3130	VHiTL712CPW-1	J TI712CPWR		AL
IC3140	VHiTL712CPW-1	J TI712CPWR		AL
IC3150	VHiLV125AT+-1	J SN74LV125APWR		AE
IC3160	VHiNJM2903V-1	J NJM2903V		AD
IC3161	VHiTHC4538T-1	J TC74HC4538AFT		AL
IC3170	VHiTL712CPW-1	J TI712CPWR		AL
IC3180	VHiTL712CPW-1	J TI712CPWR		AL
IC3201	VHiAD8185+++1	J AD8185ARU		AW
IC3301	VHiAD8183+++1	J AD8183ARU		AW
IC3351	VHiAD8013AR-1	J AD8013AR-14		AV

TRANSISTORS

Q401	VS2SA1530AR-1	J 2SA1530AR		AB
Q402	VS2SC3928AR-1	J 2SC3928AR		AB
Q403	VS2SA1530AR-1	J 2SA1530AR		AB
Q404	VS2SC3928AR-1	J 2SC3928AR		AB
Q1402	VS2SC3928AR-1	J 2SC3928AR		AB
Q1403	VS2SC3928AR-1	J 2SC3928AR		AB
Q1404	VSDTC144EU/-1	J DTC144EU		AB
Q3140	VSDTC144EU/-1	J DTC144EU		AB
Q3170	VS2SC3928AR-1	J 2SC3928AR		AB
Q3171	VS2SA1530AR-1	J 2SA1530AR		AB
Q3180	VS2SC3928AR-1	J 2SC3928AR		AB
Q3181	VS2SA1530AR-1	J 2SA1530AR		AB
Q3304	VSDTC144EU/-1	J DTC144EU		AB
Q3351	VSDTA114EU/-1	J DTA114EU		AB

DIODES

D401	RH-EX0226CEZZ	J Zener Diode		AB
D402	RH-EX0226CEZZ	J Zener Diode		AB
D403	RH-EX0226CEZZ	J Zener Diode		AB
D404	RH-EX0226CEZZ	J Zener Diode		AB
D405	RH-EX0226CEZZ	J Zener Diode		AB
D406	RH-EX0226CEZZ	J Zener Diode		AB
D407	RH-EX0226CEZZ	J Zener Diode		AB
D408	RH-EX0226CEZZ	J Zener Diode		AB
D409	RH-EX0226CEZZ	J Zener Diode		AB
D410	RH-EX0226CEZZ	J Zener Diode		AB
D411	RH-EX0226CEZZ	J Zener Diode		AB
D412	RH-EX0226CEZZ	J Zener Diode		AB
D413	VHDMA157A/-1	J Diode		AC
D414	VHDMA157A/-1	J Diode		AC
D415	VHDMA157A/-1	J Diode		AC
D416	RH-EX0226CEZZ	J Zener Diode		AB
D417	RH-EX0226CEZZ	J Zener Diode		AB
D418	VHDMA152WA/-1	J Diode		AA
D419	VHDMA152WA/-1	J Diode		AA
D601	RH-EX0226CEZZ	J Zener Diode		AB
D602	RH-EX0226CEZZ	J Zener Diode		AB

Ref. No.	Part No.	★	Description	Code	Ref. No.	Part No.	★	Description	Code
DUNTKA161FE02									
INPUT UNIT(Continued)									
D603	RH-EX0226CEZZ	J	Zener Diode	AB	FL3001	RFILN0003TAZZ	J	Filter	AD
D604	RH-EX0226CEZZ	J	Zener Diode	AB	FL3002	RFILN0003TAZZ	J	Filter	AD
D605	RH-EX0226CEZZ	J	Zener Diode	AB	FL3003	RFILN0003TAZZ	J	Filter	AD
D606	RH-EX0226CEZZ	J	Zener Diode	AB	FL3051	RFILN0003TAZZ	J	Filter	AD
D607	RH-EX0226CEZZ	J	Zener Diode	AB	FL3052	RFILN0003TAZZ	J	Filter	AD
D608	RH-EX0226CEZZ	J	Zener Diode	AB	FL3053	RFILN0003TAZZ	J	Filter	AD
D609	VHDMA3120WA-1	J	Diode	AK	FL3351	RFILN0003TAZZ	J	Filter	AD
D1401	RH-EX0226CEZZ	J	Zener Diode	AB	FL3352	RFILN0003TAZZ	J	Filter	AD
D1402	RH-EX0226CEZZ	J	Zener Diode	AB	L3001	VP-1M100J1R6N	J	Peaking 10μH	AC
D1403	VHDMA157A//1	J	Diode	AC	CAPACITORS				
D1404	VHDMA157A//1	J	Diode	AC	C401	VCEAPF1CW106M	J	10 16V Electrolytic	AB
D1405	VHDMA157A//1	J	Diode	AC	C402	VCKYCY1HB103K	J	0.01 50V Ceramic	AA
D1406	VHDMA157A//1	J	Diode	AC	C406	VCCCCY1HH101J	J	100p 50V Ceramic	AA
D1407	VHDMA157A//1	J	Diode	AC	C407	VCCCCY1HH101J	J	100p 50V Ceramic	AA
D1408	VHDMA157A//1	J	Diode	AC	C408	VCEAPF1CW106M	J	10 16V Electrolytic	AB
D1409	VHDMA157A//1	J	Diode	AC	C409	VCEAPF1CW106M	J	10 16V Electrolytic	AB
D1410	VHDMA157A//1	J	Diode	AC	C410	VCEAPF1CW106M	J	10 16V Electrolytic	AB
D1411	VHDMA157A//1	J	Diode	AC	C411	VCKYCY1HB103K	J	0.01 50V Ceramic	AA
D3001	VHDMA157A//1	J	Diode	AC	C415	VCCCCY1HH101J	J	100p 50V Ceramic	AA
D3002	VHDMA157A//1	J	Diode	AC	C416	VCCCCY1HH101J	J	100p 50V Ceramic	AA
D3051	VHDMA157A//1	J	Diode	AC	C417	VCEAPF1CW106M	J	10 16V Electrolytic	AB
D3052	VHDMA157A//1	J	Diode	AC	C418	VCEAPF1CW106M	J	10 16V Electrolytic	AB
D3053	VHDMA157A//1	J	Diode	AC	C422	VCCCCY1HH101J	J	100p 50V Ceramic	AA
D3103	VHDMA157A//1	J	Diode	AC	C423	VCCCCY1HH101J	J	100p 50V Ceramic	AA
D3104	VHDMA157A//1	J	Diode	AC	C424	VCEAPF1CW106M	J	10 16V Electrolytic	AB
D3120	VHDMA157A//1	J	Diode	AC	C425	VCEAPF1CW106M	J	10 16V Electrolytic	AB
D3130	VHDMA157A//1	J	Diode	AC	C426	VCKYCY1EF104Z	J	0.1 25V Ceramic	AA
D3170	VHDMA157A//1	J	Diode	AC	C428	VCKYCY1EF104Z	J	0.1 25V Ceramic	AA
D3180	VHDMA157A//1	J	Diode	AC	C429	VCKYCY1EF104Z	J	0.1 25V Ceramic	AA
D3201	VHDMA157A//1	J	Diode	AC	C431	VCKYCY1EF104Z	J	0.1 25V Ceramic	AA
D3202	VHDMA157A//1	J	Diode	AC	C432	VCKYCY1EF104Z	J	0.1 25V Ceramic	AA
D3203	VHDMA157A//1	J	Diode	AC	C433	VCE9PF1CW106M	J	10 16V Elect.(N.P)	AC
D3204	VHDMA157A//1	J	Diode	AC	C434	VCEAPF1CW106M	J	10 16V Electrolytic	AB
D3205	VHDMA157A//1	J	Diode	AC	C435	VCKYCY1EF104Z	J	0.1 25V Ceramic	AA
D3206	VHDMA157A//1	J	Diode	AC	C436	VCEAPF1CW106M	J	10 16V Electrolytic	AB
D3351	VHDMA157A//1	J	Diode	AC	C437	VCKYCY1EF104Z	J	0.1 25V Ceramic	AA
D3352	VHDMA157A//1	J	Diode	AC	C438	VCKYCY1EF104Z	J	0.1 25V Ceramic	AA
D3353	VHDMA157A//1	J	Diode	AC	C439	VCE9PF1CW106M	J	10 16V Elect.(N.P)	AC
D3354	VHDMA157A//1	J	Diode	AC	C440	VCEAPF1CW106M	J	10 16V Electrolytic	AB
D3355	VHDMA157A//1	J	Diode	AC	C441	VCEAPF1CW106M	J	10 16V Electrolytic	AB
D3356	VHDMA157A//1	J	Diode	AC	C442	VCKYCY1EF104Z	J	0.1 25V Ceramic	AA
D3357	VHDMA152WA/-1	J	Diode	AA	C601	VCCCCY1HH101J	J	100p 50V Ceramic	AA
D3358	VHDMA152WA/-1	J	Diode	AA	C602	VCCCCY1HH101J	J	100p 50V Ceramic	AA
D3401	VHDMA3120WA-1	J	Diode	AK	C603	VCEAPF1CW106M	J	10 16V Electrolytic	AB
D3402	VHDMA3120WA-1	J	Diode	AK	C604	VCEAPF1CW106M	J	10 16V Electrolytic	AB
D3403	VHDMA3120WA-1	J	Diode	AK	C605	VCCCCY1HH101J	J	100p 50V Ceramic	AA
D3404	VHDMA3120WA-1	J	Diode	AK	C606	VCCCCY1HH101J	J	100p 50V Ceramic	AA
D3405	VHDMA3120WA-1	J	Diode	AK	C607	VCEAPF1CW106M	J	10 16V Electrolytic	AB
D3406	VHDMA3120WA-1	J	Diode	AK	C608	VCEAPF1CW106M	J	10 16V Electrolytic	AB
D3407	VHDMA3120WA-1	J	Diode	AK	C609	VCCCCY1HH101J	J	100p 50V Ceramic	AA
D3408	VHDMA3120WA-1	J	Diode	AK	C610	VCCCCY1HH101J	J	100p 50V Ceramic	AA
FILTERS AND COIL					C611	VCEAPF1CW106M	J	10 16V Electrolytic	AB
FL401	RFILN0017TAZZ	J	Filter	AC	C612	VCEAPF1CW106M	J	10 16V Electrolytic	AB
FL402	RFILN0017TAZZ	J	Filter	AC	C613	VCEAPF1CW106M	J	10 16V Electrolytic	AB
FL403	RFILN0017TAZZ	J	Filter	AC	C614	VCCCCY1HH101J	J	100p 50V Ceramic	AA
FL404	RFILN0017TAZZ	J	Filter	AC	C615	VCCCCY1HH101J	J	100p 50V Ceramic	AA
FL405	RFILN0017TAZZ	J	Filter	AC	C616	VCEAPF1CW106M	J	10 16V Electrolytic	AB
FL406	RFILN0017TAZZ	J	Filter	AC	C617	VCCCCY1HH101J	J	100p 50V Ceramic	AA
FL407	RFILN0017TAZZ	J	Filter	AC	C618	VCCCCY1HH101J	J	100p 50V Ceramic	AA
FL408	RFILN0017TAZZ	J	Filter	AC	C621	VCKYCY1EF104Z	J	0.1 25V Ceramic	AA
FL409	RFILN0017TAZZ	J	Filter	AC	C622	VCKYCY1EF104Z	J	0.1 25V Ceramic	AA
FL410	RFILN0017TAZZ	J	Filter	AC	C623	VCKYCY1EF104Z	J	0.1 25V Ceramic	AA
FL411	RFILN0017TAZZ	J	Filter	AC	C624	VCKYCY1EF104Z	J	0.1 25V Ceramic	AA
FL412	RFILN0017TAZZ	J	Filter	AC	C625	VCKYCY1EF104Z	J	0.1 25V Ceramic	AA
FL413	RFILN0017TAZZ	J	Filter	AC	C626	VCKYCY1EF104Z	J	0.1 25V Ceramic	AA
FL414	RFILN0017TAZZ	J	Filter	AC	C651	VCKYCY1EF104Z	J	0.1 25V Ceramic	AA
FL415	RFILN0017TAZZ	J	Filter	AC	C1401	VCKYCY1EF104Z	J	0.1 25V Ceramic	AA
FL416	RFILN0017TAZZ	J	Filter	AC	C1402	VCKYCY1EF104Z	J	0.1 25V Ceramic	AA
FL417	RFILN0017TAZZ	J	Filter	AC	C1403	VCKYCY1EF104Z	J	0.1 25V Ceramic	AA
FL418	RFILN0017TAZZ	J	Filter	AC	C1404	VCKYCY1HB103K	J	0.01 50V Ceramic	AA
					C1405	VCKYCY1EF104Z	J	0.1 25V Ceramic	AA
					C1406	VCKYCY1HB103K	J	0.01 50V Ceramic	AA
					C1407	VCKYCY1EF104Z	J	0.1 25V Ceramic	AA

Ref. No.	Part No.	★	Description	Code	Ref. No.	Part No.	★	Description	Code
DUNTKA161FE02									
INPUT UNIT(Continued)									
C1409	VCKYCY1EF104Z	J 0.1	25V Ceramic	AA	C3208	VCKYCY1HB103K	J 0.01	50V Ceramic	AA
C1410	VCKYCY1EF104Z	J 0.1	25V Ceramic	AA	C3209	VCEAPF0JW476M	J 47	6.3V Electrolytic	AB
C1411	VCEAPF1CW226M	J 22	16V Electrolytic	AB	C3210	VCKYCY1HB103K	J 0.01	50V Ceramic	AA
C1412	VCEAPF1CW106M	J 10	16V Electrolytic	AB	C3211	VCEAPF0JW476M	J 47	6.3V Electrolytic	AB
C1413	VCKYCY1EF104Z	J 0.1	25V Ceramic	AA	C3212	VCKYCY1HB103K	J 0.01	50V Ceramic	AA
C1414	VCKYCY1EF104Z	J 0.1	25V Ceramic	AA	C3213	VCEAPF1CW226M	J 22	16V Electrolytic	AB
C1417	VCKYCY1EF104Z	J 0.1	25V Ceramic	AA	C3214	VCKYCY1EF104Z	J 0.1	25V Ceramic	AA
C1418	VCEAPF1CW226M	J 22	16V Electrolytic	AB	C3215	VCEAPF1CW226M	J 22	16V Electrolytic	AB
C1419	VCEAPF1CW106M	J 10	16V Electrolytic	AB	C3216	VCKYCY1EF104Z	J 0.1	25V Ceramic	AA
C1438	VCKYCY1EF104Z	J 0.1	25V Ceramic	AA	C3301	VCEAPF1CW226M	J 22	16V Electrolytic	AB
C1439	VCEAPF1CW106M	J 10	16V Electrolytic	AB	C3302	VCKYCY1EF104Z	J 0.1	25V Ceramic	AA
C1440	VCEAPF1CW106M	J 10	16V Electrolytic	AB	C3303	VCEAPF1CW226M	J 22	16V Electrolytic	AB
C1441	VCEAPF0JW476M	J 47	6.3V Electrolytic	AB	C3304	VCKYCY1EF104Z	J 0.1	25V Ceramic	AA
C1442	VCKYCY1HB103K	J 0.01	50V Ceramic	AA	C3352	VCKYCY1EF104Z	J 0.1	25V Ceramic	AA
C1443	VCEAPF0JW476M	J 47	6.3V Electrolytic	AB	C3353	VCEAPF0JW476M	J 47	6.3V Electrolytic	AB
C1444	VCKYCY1HB103K	J 0.01	50V Ceramic	AA	C3356	VCKYCY1EF104Z	J 0.1	25V Ceramic	AA
C1445	VCEAPF0JW476M	J 47	6.3V Electrolytic	AB	RESISTORS				
C1446	VCKYCY1HB103K	J 0.01	50V Ceramic	AA	R401	VRS-CY1JF000J	J 0	1/16W Metal Oxide	AA
C1447	VCEAPF0JW476M	J 47	6.3V Electrolytic	AB	R402	VRS-CY1JF000J	J 0	1/16W Metal Oxide	AA
C1448	VCKYCY1HB103K	J 0.01	50V Ceramic	AA	R403	VRS-CY1JF000J	J 0	1/16W Metal Oxide	AA
C1449	VCEAPF0JW476M	J 47	6.3V Electrolytic	AB	R404	VRS-CY1JF470J	J 47	1/16W Metal Oxide	AA
C1450	VCKYCY1HB103K	J 0.01	50V Ceramic	AA	R405	VRS-CY1JF101J	J 100	1/16W Metal Oxide	AA
C1451	VCEAPF0JW476M	J 47	6.3V Electrolytic	AB	R406	VRS-TQ2BD750J	J 75	1/8W Metal Oxide	AA
C1452	VCKYCY1HB103K	J 0.01	50V Ceramic	AA	R407	VRS-CY1JF101J	J 100	1/16W Metal Oxide	AA
C1453	VCKYCY1EF104Z	J 0.1	25V Ceramic	AA	R408	VRS-TQ2BD750J	J 75	1/8W Metal Oxide	AA
C1454	VCEAPF1CW226M	J 22	16V Electrolytic	AB	R409	VRS-CY1JF000J	J 0	1/16W Metal Oxide	AA
C1455	VCKYCY1EF104Z	J 0.1	25V Ceramic	AA	R410	VRS-CY1JF000J	J 0	1/16W Metal Oxide	AA
C1456	VCEAPF1CW226M	J 22	16V Electrolytic	AB	R411	VRS-CY1JF000J	J 0	1/16W Metal Oxide	AA
C1457	VCEAPF0JW476M	J 47	6.3V Electrolytic	AB	R413	VRS-CY1JF101J	J 100	1/16W Metal Oxide	AA
C1458	VCKYCY1HB103K	J 0.01	50V Ceramic	AA	R414	VRS-TQ2BD750J	J 75	1/8W Metal Oxide	AA
C1459	VCEAPF0JW476M	J 47	6.3V Electrolytic	AB	R415	VRS-CY1JF101J	J 100	1/16W Metal Oxide	AA
C1460	VCKYCY1HB103K	J 0.01	50V Ceramic	AA	R416	VRS-TQ2BD750J	J 75	1/8W Metal Oxide	AA
C1461	VCEAPF0JW476M	J 47	6.3V Electrolytic	AB	R417	VRS-CY1JF101J	J 100	1/16W Metal Oxide	AA
C1462	VCKYCY1HB103K	J 0.01	50V Ceramic	AA	R418	VRS-TQ2BD750J	J 75	1/8W Metal Oxide	AA
C1463	VCKYCY1EF104Z	J 0.1	25V Ceramic	AA	R419	VRS-CY1JF103J	J 10k	1/16W Metal Oxide	AA
C1464	VCEAPF1CW226M	J 22	16V Electrolytic	AB	R420	VRS-CY1JF224J	J 220k	1/16W Metal Oxide	AA
C1465	VCKYCY1EF104Z	J 0.1	25V Ceramic	AA	R421	VRS-CY1JF000J	J 0	1/16W Metal Oxide	AA
C1466	VCEAPF1CW226M	J 22	16V Electrolytic	AB	R422	VRS-CY1JF103J	J 10k	1/16W Metal Oxide	AA
C3001	VCEAPF0JW476M	J 47	6.3V Electrolytic	AB	R423	VRS-CY1JF224J	J 220k	1/16W Metal Oxide	AA
C3002	VCKYCY1HB103K	J 0.01	50V Ceramic	AA	R424	VRS-CY1JF000J	J 0	1/16W Metal Oxide	AA
C3101	VCKYCY1EF104Z	J 0.1	25V Ceramic	AA	R425	VRS-CY1JF000J	J 0	1/16W Metal Oxide	AA
C3102	VCKYCY1EF104Z	J 0.1	25V Ceramic	AA	R426	VRS-CY1JF000J	J 0	1/16W Metal Oxide	AA
C3120	VCCCY1HH330J	J 33p	50V Ceramic	AA	R427	VRS-CY1JF470J	J 47	1/16W Metal Oxide	AA
C3121	VCKYCY1EF104Z	J 0.1	25V Ceramic	AA	R428	VRS-CY1JF101J	J 100	1/16W Metal Oxide	AA
C3122	VCKYCY1EF104Z	J 0.1	25V Ceramic	AA	R429	VRS-TQ2BD750J	J 75	1/8W Metal Oxide	AA
C3130	VCCCY1HH330J	J 33p	50V Ceramic	AA	R430	VRS-CY1JF101J	J 100	1/16W Metal Oxide	AA
C3131	VCKYCY1EF104Z	J 0.1	25V Ceramic	AA	R431	VRS-TQ2BD750J	J 75	1/8W Metal Oxide	AA
C3132	VCKYCY1EF104Z	J 0.1	25V Ceramic	AA	R432	VRS-CY1JF000J	J 0	1/16W Metal Oxide	AA
C3140	VCCCY1HH330J	J 33p	50V Ceramic	AA	R433	VRS-CY1JF000J	J 0	1/16W Metal Oxide	AA
C3141	VCKYCY1EF104Z	J 0.1	25V Ceramic	AA	R434	VRS-CY1JF000J	J 0	1/16W Metal Oxide	AA
C3142	VCKYCY1EF104Z	J 0.1	25V Ceramic	AA	R436	VRS-CY1JF101J	J 100	1/16W Metal Oxide	AA
C3150	VCEAPF0JW226M	J 22	6.3V Electrolytic	AB	R437	VRS-TQ2BD750J	J 75	1/8W Metal Oxide	AA
C3151	VCKYCY1EF104Z	J 0.1	25V Ceramic	AA	R438	VRS-CY1JF101J	J 100	1/16W Metal Oxide	AA
C3160	VCKYCY1EF104Z	J 0.1	25V Ceramic	AA	R439	VRS-TQ2BD750J	J 75	1/8W Metal Oxide	AA
C3161	VCKYCY1EF104Z	J 0.1	25V Ceramic	AA	R440	VRS-CY1JF101J	J 100	1/16W Metal Oxide	AA
C3162	VCKYCY1HB472K	J 4700p	50V Ceramic	AA	R441	VRS-TQ2BD750J	J 75	1/8W Metal Oxide	AA
C3170	VCE9PF1CW106M	J 10	16V Elect.(N.P)	AC	R442	VRS-CY1JF103J	J 10k	1/16W Metal Oxide	AA
C3171	VCE9PF1CW106M	J 10	16V Elect.(N.P)	AC	R443	VRS-CY1JF224J	J 220k	1/16W Metal Oxide	AA
C3172	VCKYCY1EF104Z	J 0.1	25V Ceramic	AA	R444	VRS-CY1JF103J	J 10k	1/16W Metal Oxide	AA
C3173	VCKYCY1EF104Z	J 0.1	25V Ceramic	AA	R445	VRS-CY1JF224J	J 220k	1/16W Metal Oxide	AA
C3180	VCE9PF1CW106M	J 10	16V Elect.(N.P)	AC	R446	VRS-CY1JF000J	J 0	1/16W Metal Oxide	AA
C3181	VCE9PF1CW106M	J 10	16V Elect.(N.P)	AC	R447	VRS-CY1JF000J	J 0	1/16W Metal Oxide	AA
C3182	VCKYCY1EF104Z	J 0.1	25V Ceramic	AA	R448	VRS-CY1JF000J	J 0	1/16W Metal Oxide	AA
C3183	VCKYCY1EF104Z	J 0.1	25V Ceramic	AA	R449	VRS-CY1JF000J	J 0	1/16W Metal Oxide	AA
C3201	VCEAPF0JW476M	J 47	6.3V Electrolytic	AB	R450	VRS-CY1JF000J	J 0	1/16W Metal Oxide	AA
C3202	VCKYCY1HB103K	J 0.01	50V Ceramic	AA	R451	VRS-CY1JF000J	J 0	1/16W Metal Oxide	AA
C3203	VCEAPF0JW476M	J 47	6.3V Electrolytic	AB	R452	VRS-TQ2BD000J	J 0	1/8W Metal Oxide	AA
C3204	VCKYCY1HB103K	J 0.01	50V Ceramic	AA	R453	VRS-CY1JF104J	J 100k	1/16W Metal Oxide	AA
C3205	VCEAPF0JW476M	J 47	6.3V Electrolytic	AB	R454	VRS-TW2ED750J	J 75	1/4W Metal Oxide	AA
C3206	VCKYCY1HB103K	J 0.01	50V Ceramic	AA	R455	VRS-CY1JF274J	J 270k	1/16W Metal Oxide	AA
C3207	VCEAPF0JW476M	J 47	6.3V Electrolytic	AB	R456	VRS-TW2ED750J	J 75	1/4W Metal Oxide	AA
					R457	VRS-CY1JF000J	J 0	1/16W Metal Oxide	AA
					R458	VRS-CY1JF000J	J 0	1/16W Metal Oxide	AA
					R459	VRS-CY1JF000J	J 0	1/16W Metal Oxide	AA

Ref. No.	Part No.	★	Description	Code	Ref. No.	Part No.	★	Description	Code		
DUNTKA161FE02					R1426	VRS-CY1JF100J	J	10	1/16W Metal Oxide	AA	
INPUT UNIT(Continued)					R1427	VRS-CY1JF472J	J	4.7k	1/16W Metal Oxide	AA	
R461	VRS-CY1JF104J	J	100k	1/16W Metal Oxide	AA	R1429	VRS-CY1JF473J	J	47k	1/16W Metal Oxide	AA
R462	VRS-TW2ED680J	J	68	1/4W Metal Oxide	AA	R1431	VRS-CY1JF473J	J	47k	1/16W Metal Oxide	AA
R463	VRS-CY1JF104J	J	100k	1/16W Metal Oxide	AA	R1433	VRS-CY1JF473J	J	47k	1/16W Metal Oxide	AA
R464	VRS-TW2ED680J	J	68	1/4W Metal Oxide	AA	R1435	VRS-CY1JF473J	J	47k	1/16W Metal Oxide	AA
R465	VRS-CY1JF104J	J	100k	1/16W Metal Oxide	AA	R1437	VRS-CY1JF473J	J	47k	1/16W Metal Oxide	AA
R466	VRS-TW2ED680J	J	68	1/4W Metal Oxide	AA	R1439	VRS-CY1JF473J	J	47k	1/16W Metal Oxide	AA
R467	VRS-CY1JF000J	J	0	1/16W Metal Oxide	AA	R1441	VRS-TV1JD6R8J	J	6.8	1/16W Metal Oxide	AA
R468	VRS-CY1JF103J	J	10k	1/16W Metal Oxide	AA	R1442	VRS-TV1JD6R8J	J	6.8	1/16W Metal Oxide	AA
R469	VRS-CY1JF182J	J	1.8k	1/16W Metal Oxide	AA	R1443	VRS-TV1JD6R8J	J	6.8	1/16W Metal Oxide	AA
R470	VRS-CY1JF103J	J	10k	1/16W Metal Oxide	AA	R1444	VRS-TV1JD6R8J	J	6.8	1/16W Metal Oxide	AA
R471	VRS-CY1JF182J	J	1.8k	1/16W Metal Oxide	AA	R1445	VRS-TV1JD6R8J	J	6.8	1/16W Metal Oxide	AA
R475	VRS-CY1JF102J	J	1.0k	1/16W Metal Oxide	AA	R1446	VRS-TV1JD6R8J	J	6.8	1/16W Metal Oxide	AA
R480	VRS-CY1JF682J	J	6.8k	1/16W Metal Oxide	AA	R1448	VRS-TV1JD000J	J	0	1/16W Metal Oxide	AA
R481	VRS-CY1JF562J	J	5.6k	1/16W Metal Oxide	AA	R1449	VRS-CY1JF473J	J	47k	1/16W Metal Oxide	AA
R482	VRS-CY1JF102J	J	1.0k	1/16W Metal Oxide	AA	R1450	VRS-TV1JD000J	J	0	1/16W Metal Oxide	AA
R483	VRS-CY1JF102J	J	1.0k	1/16W Metal Oxide	AA	R1451	VRS-CY1JF473J	J	47k	1/16W Metal Oxide	AA
R484	VRS-CY1JF101J	J	100	1/16W Metal Oxide	AA	R1452	VRS-TV1JD000J	J	0	1/16W Metal Oxide	AA
R485	VRS-CY1JF101J	J	100	1/16W Metal Oxide	AA	R1453	VRS-CY1JF473J	J	47k	1/16W Metal Oxide	AA
R486	VRS-CY1JF472J	J	4.7k	1/16W Metal Oxide	AA	R1455	VRS-CY1JF103J	J	10k	1/16W Metal Oxide	AA
R487	VRS-CY1JF682J	J	6.8k	1/16W Metal Oxide	AA	R1456	VRS-TV1JD6R8J	J	6.8	1/16W Metal Oxide	AA
R488	VRS-CY1JF562J	J	5.6k	1/16W Metal Oxide	AA	R1457	VRS-TV1JD6R8J	J	6.8	1/16W Metal Oxide	AA
R489	VRS-CY1JF102J	J	1.0k	1/16W Metal Oxide	AA	R1458	VRS-TV1JD6R8J	J	6.8	1/16W Metal Oxide	AA
R490	VRS-CY1JF102J	J	1.0k	1/16W Metal Oxide	AA	R1459	VRS-TV1JD6R8J	J	6.8	1/16W Metal Oxide	AA
R491	VRS-CY1JF101J	J	100	1/16W Metal Oxide	AA	R1460	VRS-TV1JD6R8J	J	6.8	1/16W Metal Oxide	AA
R492	VRS-CY1JF101J	J	100	1/16W Metal Oxide	AA	R1461	VRS-TV1JD6R8J	J	6.8	1/16W Metal Oxide	AA
R494	VRS-CY1JF472J	J	4.7k	1/16W Metal Oxide	AA	R1497	VRS-TV1JD6R8J	J	6.8	1/16W Metal Oxide	AA
R601	VRS-CY1JF000J	J	0	1/16W Metal Oxide	AA	R1498	VRS-TV1JD6R8J	J	6.8	1/16W Metal Oxide	AA
R602	VRS-CY1JF103J	J	10k	1/16W Metal Oxide	AA	R3001	VRS-TW2ED750J	J	75	1/4W Metal Oxide	AA
R603	VRS-CY1JF103J	J	10k	1/16W Metal Oxide	AA	R3002	VRS-TW2ED750J	J	75	1/4W Metal Oxide	AA
R604	VRS-CY1JF224J	J	220k	1/16W Metal Oxide	AA	R3003	VRS-TW2ED750J	J	75	1/4W Metal Oxide	AA
R605	VRS-CY1JF224J	J	220k	1/16W Metal Oxide	AA	R3004	VRS-CY1JF103J	J	10k	1/16W Metal Oxide	AA
R606	VRS-CY1JF000J	J	0	1/16W Metal Oxide	AA	R3005	VRS-CY1JF101J	J	100	1/16W Metal Oxide	AA
R607	VRS-CY1JF103J	J	10k	1/16W Metal Oxide	AA	R3006	VRS-CY1JF101J	J	100	1/16W Metal Oxide	AA
R608	VRS-CY1JF103J	J	10k	1/16W Metal Oxide	AA	R3007	VRS-CY1JF473J	J	47k	1/16W Metal Oxide	AA
R609	VRS-CY1JF224J	J	220k	1/16W Metal Oxide	AA	R3008	VRS-CY1JF101J	J	100	1/16W Metal Oxide	AA
R610	VRS-CY1JF224J	J	220k	1/16W Metal Oxide	AA	R3009	VRS-CY1JF102J	J	1.0k	1/16W Metal Oxide	AA
R611	VRS-CY1JF000J	J	0	1/16W Metal Oxide	AA	R3010	VRS-CY1JF101J	J	100	1/16W Metal Oxide	AA
R612	VRS-CY1JF103J	J	10k	1/16W Metal Oxide	AA	R3011	VRS-CY1JF102J	J	1.0k	1/16W Metal Oxide	AA
R613	VRS-CY1JF103J	J	10k	1/16W Metal Oxide	AA	R3051	VRS-TW2ED750J	J	75	1/4W Metal Oxide	AA
R614	VRS-CY1JF224J	J	220k	1/16W Metal Oxide	AA	R3052	VRS-TW2ED750J	J	75	1/4W Metal Oxide	AA
R615	VRS-CY1JF224J	J	220k	1/16W Metal Oxide	AA	R3053	VRS-TW2ED750J	J	75	1/4W Metal Oxide	AA
R616	VRS-CY1JF000J	J	0	1/16W Metal Oxide	AA	R3054	VRS-CY1JF102J	J	1.0k	1/16W Metal Oxide	AA
R617	VRS-CY1JF103J	J	10k	1/16W Metal Oxide	AA	R3055	VRS-CY1JF102J	J	1.0k	1/16W Metal Oxide	AA
R618	VRS-CY1JF103J	J	10k	1/16W Metal Oxide	AA	R3120	VRS-CY1JF102J	J	1.0k	1/16W Metal Oxide	AA
R619	VRS-CY1JF182J	J	1.8k	1/16W Metal Oxide	AA	R3121	VRS-CY1JF271J	J	270	1/16W Metal Oxide	AA
R620	VRS-CY1JF182J	J	1.8k	1/16W Metal Oxide	AA	R3122	VRS-CY1JF103J	J	10k	1/16W Metal Oxide	AA
R621	VRS-CY1JF101J	J	100	1/16W Metal Oxide	AA	R3123	VRS-CY1JF392J	J	3.9k	1/16W Metal Oxide	AA
R622	VRS-CY1JF101J	J	100	1/16W Metal Oxide	AA	R3124	VRS-CY1JF222J	J	2.2k	1/16W Metal Oxide	AA
R651	VRS-CY1JF101J	J	100	1/16W Metal Oxide	AA	R3126	VRS-CY1JF330J	J	33	1/16W Metal Oxide	AA
R652	VRS-CY1JF101J	J	100	1/16W Metal Oxide	AA	R3130	VRS-CY1JF102J	J	1.0k	1/16W Metal Oxide	AA
R653	VRS-CY1JF101J	J	100	1/16W Metal Oxide	AA	R3131	VRS-CY1JF271J	J	270	1/16W Metal Oxide	AA
R657	VRS-CY1JF101J	J	100	1/16W Metal Oxide	AA	R3132	VRS-CY1JF103J	J	10k	1/16W Metal Oxide	AA
R658	VRS-CY1JF101J	J	100	1/16W Metal Oxide	AA	R3133	VRS-CY1JF392J	J	3.9k	1/16W Metal Oxide	AA
R1401	VRS-CY1JF102J	J	1.0k	1/16W Metal Oxide	AA	R3134	VRS-CY1JF222J	J	2.2k	1/16W Metal Oxide	AA
R1402	VRS-CY1JF102J	J	1.0k	1/16W Metal Oxide	AA	R3136	VRS-CY1JF330J	J	33	1/16W Metal Oxide	AA
R1408	VRS-CY1JF100J	J	10	1/16W Metal Oxide	AA	R3140	VRS-CY1JF102J	J	1.0k	1/16W Metal Oxide	AA
R1409	VRS-CY1JF102J	J	1.0k	1/16W Metal Oxide	AA	R3141	VRS-CY1JF102J	J	1.0k	1/16W Metal Oxide	AA
R1411	VRS-CY1JF000J	J	0	1/16W Metal Oxide	AA	R3142	VRS-CY1JF271J	J	270	1/16W Metal Oxide	AA
R1413	VRS-CY1JF101J	J	100	1/16W Metal Oxide	AA	R3143	VRS-CY1JF103J	J	10k	1/16W Metal Oxide	AA
R1414	VRS-CY1JF100J	J	10	1/16W Metal Oxide	AA	R3144	VRS-CY1JF392J	J	3.9k	1/16W Metal Oxide	AA
R1415	VRS-CY1JF102J	J	1.0k	1/16W Metal Oxide	AA	R3145	VRS-CY1JF222J	J	2.2k	1/16W Metal Oxide	AA
R1416	VRS-TX2HF331J	J	330	1/2W Metal Oxide	AB	R3146	VRS-CY1JF330J	J	33	1/16W Metal Oxide	AA
R1417	VRS-CY1JF102J	J	1.0k	1/16W Metal Oxide	AA	R3151	VRS-CY1JF104J	J	100k	1/16W Metal Oxide	AA
R1418	VRS-TV1JD000J	J	0	1/16W Metal Oxide	AA	R3152	VRS-CY1JF104J	J	100k	1/16W Metal Oxide	AA
R1419	VRS-CY1JF101J	J	100	1/16W Metal Oxide	AA	R3153	VRS-CY1JF104J	J	100k	1/16W Metal Oxide	AA
R1420	VRS-CY1JF100J	J	10	1/16W Metal Oxide	AA	R3161	VRS-CY1JF103J	J	10k	1/16W Metal Oxide	AA
R1421	VRS-CY1JF102J	J	1.0k	1/16W Metal Oxide	AA	R3162	VRS-CY1JF102J	J	1.0k	1/16W Metal Oxide	AA
R1422	VRS-TX2HF331J	J	330	1/2W Metal Oxide	AB	R3163	VRS-CY1JF473J	J	47k	1/16W Metal Oxide	AA
R1423	VRS-CY1JF000J	J	0	1/16W Metal Oxide	AA	R3164	VRS-CY1JF103J	J	10k	1/16W Metal Oxide	AA
R1424	VRS-CY1JF102J	J	1.0k	1/16W Metal Oxide	AA	R3165	VRS-CY1JF103J	J	10k	1/16W Metal Oxide	AA
R1425	VRS-TV1JD000J	J	0	1/16W Metal Oxide	AA	R3166	VRS-CY1JF103J	J	10k	1/16W Metal Oxide	AA
					R3167	VRS-CY1JF333J	J	33k	1/16W Metal Oxide	AA	
					R3168	VRS-CY1JF153J	J	15k	1/16W Metal Oxide	AA	

Ref. No.	Part No.	★	Description	Code	Ref. No.	Part No.	★	Description	Code
DUNTKA161FE02									
INPUT UNIT(Continued)									
R3170	VRS-CY1JF183J	J	18k 1/16W Metal Oxide	AA	FB607	RBLN-0062CEZZ	J	Ferrite Bead	AC
R3171	VRS-CY1JF222J	J	2.2k 1/16W Metal Oxide	AA	FB608	RBLN-0062CEZZ	J	Ferrite Bead	AC
R3172	VRS-CY1JF472J	J	4.7k 1/16W Metal Oxide	AA	FB609	RBLN-0062CEZZ	J	Ferrite Bead	AC
R3173	VRS-CY1JF391J	J	390 1/16W Metal Oxide	AA	FB610	RBLN-0062CEZZ	J	Ferrite Bead	AC
R3174	VRS-CY1JF102J	J	1.0k 1/16W Metal Oxide	AA	FB611	RBLN-0062CEZZ	J	Ferrite Bead	AC
R3175	VRS-CY1JF103J	J	10k 1/16W Metal Oxide	AA	FB3001	RBLN-0060TAZZ	J	Ferrite Bead	AB
R3176	VRS-CY1JF392J	J	3.9k 1/16W Metal Oxide	AA	FB3002	RBLN-0060TAZZ	J	Ferrite Bead	AB
R3177	VRS-CY1JF222J	J	2.2k 1/16W Metal Oxide	AA	FB3003	RBLN-0060TAZZ	J	Ferrite Bead	AB
R3178	VRS-CY1JF330J	J	33 1/16W Metal Oxide	AA	FB3004	RBLN-0060TAZZ	J	Ferrite Bead	AB
R3179	VRS-CY1JF391J	J	390 1/16W Metal Oxide	AA	FB3005	RBLN-0060TAZZ	J	Ferrite Bead	AB
R3180	VRS-CY1JF183J	J	18k 1/16W Metal Oxide	AA	FB3051	RBLN-0060TAZZ	J	Ferrite Bead	AB
R3181	VRS-CY1JF222J	J	2.2k 1/16W Metal Oxide	AA	FB3052	RBLN-0060TAZZ	J	Ferrite Bead	AB
R3182	VRS-CY1JF472J	J	4.7k 1/16W Metal Oxide	AA	FB3351	RBLN-0060TAZZ	J	Ferrite Bead	AB
R3183	VRS-CY1JF391J	J	390 1/16W Metal Oxide	AA	FB3352	RBLN-0060TAZZ	J	Ferrite Bead	AB
R3184	VRS-CY1JF102J	J	1.0k 1/16W Metal Oxide	AA	FB3353	RBLN-0060TAZZ	J	Ferrite Bead	AB
R3185	VRS-CY1JF103J	J	10k 1/16W Metal Oxide	AA	FB3354	RBLN-0059CEZZ	J	Ferrite Bead	AB
R3186	VRS-CY1JF392J	J	3.9k 1/16W Metal Oxide	AA	FB3355	RBLN-0059CEZZ	J	Ferrite Bead	AB
R3187	VRS-CY1JF222J	J	2.2k 1/16W Metal Oxide	AA	FB3401	RBLN-0060TAZZ	J	Ferrite Bead	AB
R3188	VRS-CY1JF330J	J	33 1/16W Metal Oxide	AA	FB3402	RBLN-0060TAZZ	J	Ferrite Bead	AB
R3189	VRS-CY1JF391J	J	390 1/16W Metal Oxide	AA	FB3403	RBLN-0060TAZZ	J	Ferrite Bead	AB
R3201	VRS-CY1JF473J	J	47k 1/16W Metal Oxide	AA	FB3404	RBLN-0060TAZZ	J	Ferrite Bead	AB
R3202	VRS-CY1JF473J	J	47k 1/16W Metal Oxide	AA	FB3405	RBLN-0060TAZZ	J	Ferrite Bead	AB
R3203	VRS-CY1JF473J	J	47k 1/16W Metal Oxide	AA	FB3406	RBLN-0060TAZZ	J	Ferrite Bead	AB
R3204	VRS-CY1JF473J	J	47k 1/16W Metal Oxide	AA	FB3407	RBLN-0060TAZZ	J	Ferrite Bead	AB
R3205	VRS-CY1JF473J	J	47k 1/16W Metal Oxide	AA	FB3408	RBLN-0060TAZZ	J	Ferrite Bead	AB
R3206	VRS-CY1JF473J	J	47k 1/16W Metal Oxide	AA	J401	QSOCD0403GEZZ	J	S-Video IN-1	AE
R3208	VRS-TV1JD6R8J	J	6.8 1/16W Metal Oxide	AA	J402	QTANZ0380CEZZ	J	Component Video IN-1	AL
R3209	VRS-TV1JD6R8J	J	6.8 1/16W Metal Oxide	AA	J403	QJAKF0062CEZZ	J	Jack Audio IN-1	AG
R3210	VRS-TV1JD6R8J	J	6.8 1/16W Metal Oxide	AA	J404	QSOCD0403GEZZ	J	S-Video IN-2	AE
R3211	VRS-TV1JD6R8J	J	6.8 1/16W Metal Oxide	AA	J405	QTANZ0380CEZZ	J	Component Video IN-2	AL
R3212	VRS-TV1JD6R8J	J	6.8 1/16W Metal Oxide	AA	J406	QJAKF0062CEZZ	J	Jack Audio IN-2	AG
R3213	VRS-TV1JD6R8J	J	6.8 1/16W Metal Oxide	AA	J407	QSOCD0403GEZZ	J	S-Video Out	AE
R3307	VRS-TW2ED750J	J	75 1/4W Metal Oxide	AA	J408	QTANZ0380CEZZ	J	Component Video Out	AL
R3308	VRS-TW2ED750J	J	75 1/4W Metal Oxide	AA	J409	QJAKF0062CEZZ	J	Jack Audio Out	AG
R3317	VRS-TW2ED750J	J	75 1/4W Metal Oxide	AA	J601	QJAKF0062CEZZ	J	Audio IN for RGB1	AG
R3323	VRS-CY1JF103J	J	10k 1/16W Metal Oxide	AA	J602	QJAKF0062CEZZ	J	Audio IN for RGB2	AG
R3324	VRS-CY1JF103J	J	10k 1/16W Metal Oxide	AA	J603	QJAKF0062CEZZ	J	Audio IN for RGB3	AG
R3331	VRS-CY1JF100J	J	10 1/16W Metal Oxide	AA	J604	QJAKF0062CEZZ	J	Audio Out for RGB	AG
R3332	VRS-CY1JF100J	J	10 1/16W Metal Oxide	AA	J605	QJAKJ0007TAZZ	J	Jack Wired R/C	AC
R3333	VRS-CY1JF100J	J	10 1/16W Metal Oxide	AA	J3051	QTANZ0632CEZZ	J	5-BNC Terminal RGB IN	AR
R3351	VRS-TW2ED680J	J	68 1/4W Metal Oxide	AB	P401	QCNCW4021CEZZ	J	Plug 40-Pin (VI)	AL
R3352	VRS-TW2ED680J	J	68 1/4W Metal Oxide	AB	P3001	QCNCW4021CEZZ	J	Plug 40-Pin (PI)	AL
R3353	VRS-TW2ED680J	J	68 1/4W Metal Oxide	AB	SC3011	QSOCN0448FJZZ	J	Socket 15-Pin RGB IN	AM
R3354	VRS-TW2ED750J	J	75 1/4W Metal Oxide	AA	SC3351	QSOCN0344FJZZ	J	Socket 15-Pin RGB IN	AM
R3358	VRS-TW2ED750J	J	75 1/4W Metal Oxide	AA	SC3401	QSOCN0345FJZZ	J	Socket 9-Pin	AM
R3359	VRS-CY1JF102J	J	1.0k 1/16W Metal Oxide	AA	SC3402	QSOCN0345FJZZ	J	Socket 9-Pin	AM
R3360	VRS-TW2ED750J	J	75 1/4W Metal Oxide	AA	PSLDM4549CEFW	J	Shield	AR	
R3362	VRS-CY1JF102J	J	1.0k 1/16W Metal Oxide	AA	QEARP0091CEFN	J	Earth Plate	AE	
R3401	VRS-CY1JF101J	J	100 1/16W Metal Oxide	AA	QEARP0093CEFN	J	Earth Plate	AE	
R3402	VRS-CY1JF101J	J	100 1/16W Metal Oxide	AA	QEARP0100CEFW	J	Earth Plate	AK	
R3403	VRS-CY1JF101J	J	100 1/16W Metal Oxide	AA					
R3404	VRS-CY1JF101J	J	100 1/16W Metal Oxide	AA					
R3405	VRS-CY1JF101J	J	100 1/16W Metal Oxide	AA					
R3406	VRS-CY1JF101J	J	100 1/16W Metal Oxide	AA					
R3407	VRS-CY1JF101J	J	100 1/16W Metal Oxide	AA					
R3408	VRS-CY1JF101J	J	100 1/16W Metal Oxide	AA					
R3555	VRS-CY1JF102J	J	1.0k 1/16W Metal Oxide	AA					

MISCELLANEOUS PARTS

FB401	RBLN-0062CEZZ	J	Ferrite Bead	AC
FB402	RBLN-0062CEZZ	J	Ferrite Bead	AC
FB403	RBLN-0062CEZZ	J	Ferrite Bead	AC
FB404	RBLN-0062CEZZ	J	Ferrite Bead	AC
FB405	RBLN-0062CEZZ	J	Ferrite Bead	AC
FB406	RBLN-0062CEZZ	J	Ferrite Bead	AC
FB601	RBLN-0062CEZZ	J	Ferrite Bead	AC
FB602	RBLN-0062CEZZ	J	Ferrite Bead	AC
FB603	RBLN-0062CEZZ	J	Ferrite Bead	AC
FB604	RBLN-0062CEZZ	J	Ferrite Bead	AC
FB605	RBLN-0062CEZZ	J	Ferrite Bead	AC
FB606	RBLN-0062CEZZ	J	Ferrite Bead	AC

Ref. No.	Part No.	★	Description	Code
RUNTK0668CEZZ INLET UNIT				
TRANSISTORS				
Q1701	9FJ0Q02001725	J	2SC4409	AE
Q1702	9FJ0Q00001345	J	2SA1972	AF
Q1703	9FJ0Q02001755	J	2SC5122	AE
Q1704	9FJ0Q02001765	J	2SC4678	AH
Q1705	9FJ0Q09001275	J	RN1407T	AC
DIODES				
D1701	9FJ0D01010155	J	Diode, EK06V0	
D1702	9FJ0D01010035	J	Diode, TVR5JTPA	AC
D1703	9FJ0D01010035	J	Diode, TVR5JTPA	AC
D1704	9FJ0D00001005	J	Diode, 1SS119T	AB
D1705	9FJ0D00001005	J	Diode, 1SS119T	AB
ZD1701	9FJ0D31101005	J	Zener Diode, RD5.6JSAB2TA	AC
ZD1702	9FJ0D31110115	J	Zener Diode, RD33JSAB2TA	AC
ZD1703	9FJ0D31110115	J	Zener Diode, RD33JSAB2TA	AC
ZD1704	9FJ0D31110115	J	Zener Diode, RD33JSAB2TA	AC
ZD1705	9FJ0D31110105	J	Zener Diode, RD20JSAB2TA	AC
ZD1706	9FJ0D31110115	J	Zener Diode, RD33JSAB2TA	AC
ZD1707	9FJ0D31110115	J	Zener Diode, RD33JSAB2TA	AC
ZD1708	9FJ0D31110115	J	Zener Diode, RD33JSAB2TA	AC
TNR1071	9FJ0F20001280	J	Varistor, ENE471D10A	AD
PACKAGED CIRCUIT				
△ PC1701	9FJ0F10010931	J	Photo Coupler, TLP721FD4GR	AG
COIL AND TRANSFORMER				
△ T1701	9FJ0L04001140	J	CS4-19818-5	AV
△ L1701	9FJ0L05001470	J	1062-10332B	AR
CAPACITORS				
C1701	9FJ0C01402275	J	10 35V Electrolytic	AF
C1703	9FJ0C01901080	J	3.3 400V Electrolytic	AF
△ C1704	9FJ0C34010663	J	0.47 AC250V M.Polyester	AK
△ C1705	9FJ0C34010663	J	0.47 AC250V M.Polyester	AK
△ C1706	9FJ0C51001223	J	1000p 4kV Ceramic	AD
△ C1707	9FJ0C51001223	J	1000p 4kV Ceramic	AD
C1708	9FJ0C01510135	J	10 50V Electrolytic	AC
C1709	9FJ0C50002015	J	0.01 50V Ceramic	AB
C1710	9FJ0C50004405	J	0.1 50V Ceramic (Chip)	AB
RESISTORS				
R1701	9FJ0R94201245	J	1k 1/2W Chip	AD
R1703	9FJ0R94201345	J	6.8k 1/10W Chip	AB
R1704	9FJ0R89201915	J	0.22 1W Metal Film	AC
R1705	9FJ0R91201365	J	10k 1/10W Chip	AB
R1706	9FJ0R94201545	J	330k 1/2W Chip	AD
R1707	9FJ0R94201545	J	330k 1/2W Chip	AD
R1708	9FJ0R94201545	J	330k 1/2W Chip	AD
R1711	9FJ0R91201365	J	10k 1/10W Chip	AB
△ R1712	9FJ0R11002110	J	470k 1/2W Special	AC
R1715	9FJ0R94201565	J	470k 1/2W Chip	AC
R1716	9FJ0R94201565	J	470k 1/2W Chip	AC
R1717	9FJ0R91201515	J	180k 1/10W Chip	AB
SWITCH				
△ SW1701	9FJ0H00001120	J	AC Switch, JW-L21RKK-V7D	
MISCELLANEOUS PARTS				
△ RL1701	9FJ0H11001100	J	Relay, VS100M-NR	AX
△ F1701	9FJ0E02101030	J	Fuse, CES14-10AN1	AL
△ F1702	9FJ0E02110060	J	Fuse, 215001	AG
	9FJ0G10011540	J	Connector, B02BVT (PE)	AE
	9FJ0O01010170	J	Heat Sink, BPUH23-35	AH
	9FJ0I10008120	J	Harness, X44EC (EC)	AH
	9FJ0I10008130	J	Harness, X44PA (PA)	AM
△	9FJ0G10004520	J	AC Inlet, NC174-10N-D	AL
	9FJ0I10008140	J	Harness, X44PE (PE2)	AL

Ref. No.	Part No.	★	Description	Code
RDENC0303CEZZ POWER UNIT				
INTEGRATED CIRCUITS				
△ IC701	9FJ0F01901340	J	AN8027	AQ
IC702	9FJ0F01102285	J	UPC1093TE	AG
IC704	9FJ0F01102340	J	PQ1CF1	AS
IC705	9FJ0F01102365	J	UPC1944T	AH
IC706	9FJ0F01010000	J	UPC358C	AF
△ IC1731	9FJ0F01901385	J	FA5332M-TE1	AU
TRANSISTORS				
△ Q701	9FJ0Q11010700	J	FS5KM18A	AS
Q702	9FJ0Q02001725	J	2SC4409	AE
Q703	9FJ0Q00001310	J	2SA1931	AH
Q704	9FJ0Q02001195	J	2SC2712YT	AC
Q705	9FJ0Q09001041	J	RN1401T	AC
Q706	9FJ0Q09001041	J	RN1401T	AC
Q708	9FJ0Q09001041	J	RN1401T	AC
Q1731	9FJ0Q11001592	J	2SK2837	AU
Q1732	9FJ0Q11001592	J	2SK2837	AU
Q1733	9FJ0Q11001592	J	2SK2837	AU
Q1734	9FJ0Q02001725	J	2SC4409	AE
Q1735	9FJ0Q00001355	J	2SA1681	AF
Q1736	9FJ0Q02001760	J	2SC4980	AL
DIODES				
D701	9FJ0D01000360	J	Diode, RG1C	AD
D702	9FJ0D01010105	J	Diode, 1DL42ATP	AE
D703	9FJ0D01010035	J	Diode, TVR5JTPA	AC
D704	9FJ0D01010035	J	Diode, TVR5JTPA	AC
D705	9FJ0D00001005	J	Diode, 1SS119T	AB
D706	9FJ0D01010035	J	Diode, TVR5JTPA	AC
D707	9FJ0D00001005	J	Diode, 1SS119T	AB
D708	9FJ0D00001005	J	Diode, 1SS119T	AB
D709	9FJ0D23010022	J	Diode, FMX12S	AH
D710	9FJ0D24001200	J	Diode, FMBG16L	AH
D711	9FJ0D24010102	J	Diode, FMX22S	AL
D712	9FJ0D01010035	J	Diode, TVR5JTPA	AC
D714	9FJ0D04001030	J	Diode, FMBG14L	AH
D717	9FJ0D01010035	J	Diode, TVR5JTPA	AC
D1731	9FJ0D01010035	J	Diode, TVR5JTPA	AC
D1732	9FJ0D01010085	J	Diode, AL01ZVO	AD
D1733	9FJ0D01010085	J	Diode, AL01ZVO	AD
D1734	9FJ0D01010035	J	Diode, TVR5JTPA	AC
D1735	9FJ0D02001300	J	Diode, D1FL20U	AE
D1736	9FJ0D02001300	J	Diode, D1FL20U	AE
D1737	9FJ0D02001300	J	Diode, D1FL20U	AE
D1738	9FJ0D24001240	J	Diode, SF10L60U	AP
△ DB1731	9FJ0D15001020	J	Bridge Diode, D25XB60	AP
ZD701	9FJ0D31181695	J	Zener Diode, RD24JSAB2TA	AC
ZD702	9FJ0D31181675	J	Zener Diode, RD18JSAB2TA	AC
ZD705	9FJ0D31181605	J	Zener Diode, RD4.7JSAB2TA	AC
ZD1731	9FJ0D31181705	J	Zener Diode, RD27JSAB2TA	AC
ZD1732	9FJ0D31181695	J	Zener Diode, RD24JSAB2TA	AC
PACKAGED CIRCUIT				
△ PC701	9FJ0F10010931	J	Photo Coupler TLP721FD4GR	AG
COILS AND TRANSFORMER				
L701	9FJ0L08001445	J	Inductor, 5.6μH	AF
L702	9FJ0L08001890	J	Inductor, 3.3μH	AG
L703	9FJ0L08010225	J	Inductor, 2.2μH	AG
L704	9FJ0L08001660	J	Inductor, AFP10-60-080	AG
△ L1731	9FJ0L05001480	J	Trans. TC25T2028R0	AN
L1733	9FJ0L08001900	J	Inductor, 6011-05201	AP
L1734	9FJ0L08001910	J	Inductor, TSNW27T10161	BB
△ T701	9FJ0L00002160	J	Inverter Trans, 000216	AW
CONTROLS				
VR701	9FJ0R60001255	J	EVNDXAA03B13	AE
VR704	9FJ0R60001245	J	EVNDXAA03B52	AE

Ref. No.	Part No.	★	Description	Code	Ref. No.	Part No.	★	Description	Code
RDENC0303CEZZ									
POWER UNIT(Continued)									
VR705	9FJ0R60001245	J	EVNDXAA03B52	AE					
CAPACITORS									
C701	9FJ0C50002910	J	4700p 500V Ceramic	AE	R712	9FJ0R91201285	J	2.2k 1/10W Chip	AB
C702	9FJ0C50010715	J	220p 1kV Ceramic	AD	R713	9FJ0R91201335	J	5.6k 1/10W Chip	AB
C703	9FJ0C50004415	J	0.022 50V Ceramic (Chip)	AC	R714	9FJ0R91201305	J	3.3k 1/10W Chip	AB
C704	9FJ0C01510165	J	47 50V Electrolytic	AC	R715	9FJ0R91201325	J	4.7k 1/10W Chip	AB
C705	9FJ0C01510145	J	22 50V Electrolytic	AC	R716	9FJ0R91201365	J	10k 1/10W Chip	AB
C706	9FJ0C11001335	J	2200p 50V Polyester	AB	R717	9FJ0R91201135	J	120 1/10W Chip	AB
C707	9FJ0C01510115	J	2.2 50V Electrolytic	AC	R718	9FJ0R94201105	J	68 1/2W Chip	AC
C708	9FJ0C50003615	J	1500p 50V Ceramic	AB	R719	9FJ0R91201245	J	1.0k 1/10W Chip	AB
C709	9FJ0C50010705	J	470p 1kV Ceramic	AD	R720	9FJ0R91201005	J	10 1/10W Chip	AB
C710	9FJ0C50002985	J	1000p 500V Ceramic	AD	R721	9FJ0R91201245	J	1.0k 1/10W Chip	AB
C711	9FJ0C01410143	J	1000 35V Electrolytic	AK	R722	9FJ0R91201445	J	47k 1/10W Chip	AB
C712	9FJ0C01510165	J	47 50V Electrolytic	AC	R723	9FJ0R91201205	J	470 1/10W Chip	AB
C713	9FJ0C50002985	J	1000p 500V Ceramic	AD	R725	9FJ0R91201365	J	10k 1/10W Chip	AB
C714	9FJ0C01110053	J	1000 10V Electrolytic	AF	R726	9FJ0R17071311	J	27k 2W Metal Oxide	AC
C715	9FJ0C01110053	J	1000 10V Electrolytic	AF	△ R727	9FJ0R89201935	J	0.22 2W Metal Film	AD
C716	9FJ0C50002015	J	0.01 50V Ceramic	AB	R728	9FJ0R91201435	J	39k 1/10W Chip	AB
C717	9FJ0C01510165	J	47 50V Electrolytic	AC	R729	9FJ0R91201325	J	4.7k 1/10W Chip	AB
C719	9FJ0C01410143	J	1000 35V Electrolytic	AK	R730	9FJ0R91201205	J	470 1/10W Chip	AB
C720	9FJ0C01410143	J	1000 35V Electrolytic	AK	R731	9FJ0R91201165	J	220 1/10W Chip	AB
C721	9FJ0C01510165	J	47 50V Electrolytic	AC	R732	9FJ0R91201205	J	470 1/10W Chip	AB
C724	9FJ0C50004405	J	0.1 50V Ceramic (Chip)	AB	R736	9FJ0R17071311	J	27k 2W Metal Oxide	AC
C725	9FJ0C01102055	J	470 10V Electrolytic	AE	R738	9FJ0R89201925	J	8.2 1W Metal Film	AC
C726	9FJ0C50002015	J	0.01 50V Ceramic	AB	R739	9FJ0R91201505	J	150k 1/10W Chip	AB
C727	9FJ0C01102055	J	470 10V Electrolytic	AE	R740	9FJ0R16081545	J	3.9k 1W Metal Oxide	AC
C728	9FJ0C50002635	J	0.047 50V Ceramic	AC	R741	9FJ0R16081055	J	2.2k Metal Oxide	AB
△ C729	9FJ0C51001183	J	2200p 250V Ceramic	AD	△ R1731	9FJ0R11002110	J	470k 1W Special	AC
C730	9FJ0C50002635	J	0.047 50V Ceramic	AC	△ R1732	9FJ0R70010120	J	5.1 5W Cement	AL
C731	9FJ0C50003605	J	1000p 50V Ceramic	AB	△ R1733	9FJ0R22107530	J	4.7 5W Cement	AF
C732	9FJ0C01102005	J	220 10V Electrolytic	AD	R1734	9FJ0R91501055	J	330k 1/10W Chip	AB
C733	9FJ0C01510185	J	220 50V Electrolytic	AF	R1735	9FJ0R91501055	J	330k 1/10W Chip	AB
△ C1731	9FJ0C34001735	J	0.1 250V M. Polyester	AE	R1736	9FJ0R91501055	J	330k 1/10W Chip	AB
C1733	9FJ0C32401015	J	0.47 400V M. Polyester	AF	R1737	9FJ0R91501055	J	330k 1/10W Chip	AB
C1734	9FJ0C32401130	J	2.2 450V M. Polyester	AM	R1738	9FJ0R91501015	J	7.5k 1/10W Chip	AB
C1735	9FJ0C32401130	J	2.2 450V M. Polyester	AM	R1739	9FJ0R17071251	J	15k 2W Metal Oxide	AD
C1736	9FJ0C01510135	J	10 50V Electrolytic	AC	R1740	9FJ0R17071251	J	15k 2W Metal Oxide	AD
C1737	9FJ0C01510135	J	10 50V Electrolytic	AC	R1744	9FJ0R02103395	J	4.7k 0.5W Carbon	AB
C1738	9FJ0C01510175	J	100 50V Electrolytic	AD	R1745	9FJ0R91201485	J	100k 1/10W Chip	AB
C1739	9FJ0C50004355	J	0.01 25V Ceramic (Chip)	AK	R1746	9FJ0R91501075	J	18k 1/10W Chip	AB
C1740	9FJ0C50011465	J	470p 50V Ceramic (Chip)	AC	R1748	9FJ0R91201365	J	10k 1/10W Chip	AB
C1741	9FJ0C50002035	J	0.1 50V Ceramic	AC	R1749	9FJ0R91201585	J	680k 1/10W Chip	AB
C1742	9FJ0C50004365	J	0.15 25V Ceramic (Chip)	AC	R1750	9FJ0R91201365	J	10k 1/10W Chip	AB
C1743	9FJ0C50004395	J	0.22 50V Ceramic (Chip)	AC	R1751	9FJ0R91201425	J	33k 1/10W Chip	AB
C1744	9FJ0C50004375	J	68p 50V Ceramic (Chip)	AC	R1752	9FJ0R94201125	J	100 1/2W Chip	AB
C1745	9FJ0C50011465	J	470p 50V Ceramic (Chip)	AC	R1753	9FJ0R95201135	J	10 1W Chip	AD
C1746	9FJ0C50002035	J	0.1 50V Ceramic	AC	R1754	9FJ0R95201135	J	10 1W Chip	AD
C1747	9FJ0C50004365	J	0.15 25V Ceramic (Chip)	AC	R1755	9FJ0R95201135	J	10 1W Chip	AD
C1748	9FJ0C01510165	J	47 50V Electrolytic	AC	R1756	9FJ0R91201385	J	15k 1/10W Chip	AB
C1749	9FJ0C50010425	J	220p 1kV Ceramic	AD	R1757	9FJ0R91201385	J	15k 1/10W Chip	AB
C1750	9FJ0C02801653	J	270 450V Electrolytic	AY	R1758	9FJ0R91201385	J	15k 1/10W Chip	AB
C1751	9FJ0C51001223	J	1000p 4kV Ceramic	AD	R1759	9FJ0R22001430	J	0.1 5W Cement	AF
△ C1752	9FJ0C51001223	J	1000p 4kV Ceramic	AD	R1760	9FJ0R22001430	J	0.1 5W Cement	AF
C1754	9FJ0C50002910	J	4700p 500V Ceramic	AE	R1761	9FJ0R91201055	J	27 1/10W Chip	AB
C1756	9FJ0C50010425	J	220p 1kV Ceramic	AD	R1763	9FJ0R91501055	J	330k 1/10W Chip	AB
C1758	9FJ0C50003635	J	100p 1kV Ceramic	AD	R1764	9FJ0R91501055	J	330k 1/10W Chip	AB
RESISTORS									
R701	9FJ0R95201125	J	150k 1W Chip	AD	R1765	9FJ0R91501055	J	330k 1/10W Chip	AB
R702	9FJ0R95201125	J	150k 1W Chip	AD	R1766	9FJ0R91501055	J	330k 1/10W Chip	AB
R703	9FJ0R15080575	J	22 1/2W Metal Oxide	AB	R1767	9FJ0R91501005	J	5.6k 1/10W Chip	AB
R704	9FJ0R15080735	J	100 1/2W Metal Oxide	AB	R1768	9FJ0R91501085	J	220k 1/10W Chip	AB
R705	9FJ0R17071311	J	27k 2W Metal Oxide	AC	R1769	9FJ0R91501055	J	330k 1/10W Chip	AB
R706	9FJ0R21001040	J	0.15 3W Cement	AF	R1770	9FJ0R91501055	J	330k 1/10W Chip	AB
R707	9FJ0R91201235	J	820 1/10W Chip	AB	R1771	9FJ0R91501055	J	330k 1/10W Chip	AB
R708	9FJ0R91201365	J	10k 1/10W Chip	AB	R1772	9FJ0R91501055	J	330k 1/10W Chip	AB
R709	9FJ0R94201725	J	51k 1/2W Chip	AB	R1773	9FJ0R91501005	J	5.6k 1/10W Chip	AB
R710	9FJ0R91201245	J	1.0k 1/10W Chip	AB	R1774	9FJ0R91501095	J	100k 1/10W Chip	AB
R711	9FJ0R91201225	J	680 1/10W Chip	AB	△ R1775	9FJ0R32001005	J	15M 1W Metal Glaze	AE
					R1776	9FJ0R17070491	J	10 2W Metal Oxide	AC
					R1778	9FJ0R22001430	J	0.1 5W Cement	AF
					RT701	9FJ0R90010110	J	Thermistor, 103AT2	AL
					MISCELLANEOUS PARTS				
					B701	9FJ0L08001025	J	Inductor, B-01-AT	AC
					B1731	9FJ0L08010030	J	MEC Bead, B-2AW	AG
					B1732	9FJ0L08010030	J	MEC Bead, B-2AW	AG
					△ TF701	9FJ0E03001080	J	Fuse 2A 250V, P100A	AE
					TF1731	9FJ0E03001080	J	Fuse 2A 250V, P100A	AE

Ref. No.	Part No.	★	Description	Code	Ref. No.	Part No.	★	Description	Code
RDENC0303CEZZ					CPCi-0042CE02				
POWER UNIT(Continued)					PC I/FUNIT				
INTEGRATED CIRCUITS									
△ RL1702	9FJ0H11501360	J	Relay, VS5M-NR	AR	IC8001	RH-iX3270CEZZ	J	HD6417709	BH
	9FJ0O01001760	J	Heat Sink	AM	IC8002	9DK001-15061	J	PST600IM	AL
	9FJ0O01001770	J	Heat Sink	AR	IC8003	9DK001-11020	J	AT24C128N-10SC-1.8	AS
	9FJ0I10008190	J	Harness X44EA(EA)	AW	IC8004	9DK001-15076	J	CXA3516R	BR
	9FJ0I10008180	J	Harness X44BB(BB)	AM	IC8007	9DK001-15038	J	PQ05TZ11	AR
	9FJ0I10008170	J	Harness X44PL(PL1)	AH	IC8008	9DK001-15071	J	PQ20VZ11	AL
	9FJ0I10008170	J	Harness X44PL(PL2)	AH	IC8011	9DK001-11023	J	24LC21A	AS
					IC8019	9DK001-15060	J	PST623XW	AP
					IC8022	9DK001-12084	J	74VHCT244ATMC	AL
					IC8023	9DK001-12094	J	TC7SB384FU	AL
					IC8024	9DK001-15053	J	TL431CPS	AL
					IC8025	RH-iX3434CEZZ	J	iX3434CE	BW
					IC8027	RH-iX3446CEZZQ	J	LH28F320S3NS-L11	BK
					IC8028	9DK001-11017	J	MSM51V18165D-60TS-K	BB
					IC8029	RH-iX3399CEN2	J	IX3399	BM
					IC8050	9DK001-15065	J	CXD2309AQ	BC
					IC8051	9DK001-15065	J	CXD2309AQ	BC
					IC8052	9DK001-12055	J	TC7WH241FU	AN
					IC8053	9DK001-12057	J	TC74LVX86FT	AM
					IC8298	9DK001-15090	J	SIL151	BP
					IC8299	9DK001-15072	J	M62320FP	AS
					IC8302	9DK001-12068	J	SN74F153DB	AM
					IC8306	9DK001-12070	J	HD74HCT125T	AL
					IC8310	9DK001-15082	J	TLC5733A	BC
					IC8316	9DK001-15053	J	TL431CPS	AL
					IC8319	9DK001-11024	J	HY57V653220BTC-7	BN
					IC8320	9DK001-11024	J	HY57V653220BTC-7	BN
					IC8321	9DK001-11024	J	HY57V653220BTC-7	BN
					IC8322	9DK001-11024	J	HY57V653220BTC-7	BN
					IC8323	9DK001-15083	J	74VHC4066MTC	AL
					IC8324	9DK001-15085	J	TK15420M	AP
					IC8325	9DK001-12068	J	SN74F153DB	AM
					IC8326	9DK001-15085	J	TK15420M	AP
					IC8327	9DK001-15084	J	NJM4560M	AK
					IC8328	9DK001-15054	J	TLC2933IPW	AX
					IC8330	9DK001-15089	J	TL712CPW	AR
					IC8331	9DK001-15089	J	TL712CPW	AR
					IC8333	9DK001-12089	J	NC7ST08N5	AG
					IC8334	9DK001-15087	J	NJM2137V	AS
					IC8335	9DK001-15089	J	TL712CPW	AR
					IC8336	9DK001-15089	J	TL712CPW	AR
					IC8337	9DK001-15062	J	LM4040CIM3X	AS
					TRANSISTORS				
					Q8012	9DK001-20025	J	1MB3A	AE
					Q8013	9DK001-20011	J	2SC2412KQ	AE
					Q8015	9DK001-20012	J	2SA1037AKQ	AE
					Q8016	9DK001-20012	J	2SA1037AKQ	AE
					Q8017	9DK001-20011	J	2SC2412KQ	AE
					DIODES				
					D8001	9DK001-30015	J	Diode MA157A	AE
					D8002	9DK001-30015	J	Diode MA157A	AE
					D8009	9DK001-30018	J	Diode 1SS187	AD
					D8010	9DK001-30015	J	Diode MA157A	AE
					D8011	9DK001-30015	J	Diode MA157A	AE
					D8012	9DK001-30015	J	Diode MA157A	AE
					D8013	9DK001-30015	J	Diode MA157A	AE
					D8014	9DK001-30015	J	Diode MA157A	AE
					D8015	9DK001-30015	J	Diode MA157A	AE
					D8016	9DK001-30015	J	Diode MA157A	AE
					D8017	9DK001-30015	J	Diode MA157A	AE
					D8018	9DK001-30015	J	Diode MA157A	AE
					D8019	9DK001-30015	J	Diode MA157A	AE
					D8020	9DK001-30018	J	Diode 1SS187	AD
					D8021	9DK001-30015	J	Diode MA157A	AE
					D8022	9DK001-30015	J	Diode MA157A	AE
					D8023	9DK001-30015	J	Diode MA157A	AE

Ref. No.	Part No.	★	Description	Code	Ref. No.	Part No.	★	Description	Code
CPCi-0042CE02									
PC I/FUNIT(Continued)									
D8024	9DK001-30015	J	Diode MA157A	AE	C8010	9DK001-42131	J 10	35V Ceramic	AE
D8025	9DK001-30015	J	Diode MA157A	AE	C8012	9DK001-42103	J 15p	50V Ceramic	AC
D8028	9DK001-30018	J	Diode 1SS187	AD	C8013	9DK001-42103	J 15p	50V Ceramic	AC
D8029	9DK001-30018	J	Diode 1SS187	AD	C8014	9DK001-42096	J 0.01	50V Ceramic	AC
PACKAGED CIRCUITS									
X8001	9DK001-80012	J	Crystal,6MHz	AN	C8015	9DK001-42131	J 10	35V Ceramic	AE
X8003	9DK001-80011	J	Crystal,1.8432MHz	AS	C8016	9DK001-42094	J 0.1	25V Ceramic	AC
X8004	9DK001-80018	J	Crystal,25MHz	AV	C8017	9DK001-42096	J 0.01	50V Ceramic	AC
X8005	9DK001-80022	J	Crystal,54MHz	AW	C8018	9DK001-42096	J 0.01	50V Ceramic	AC
FILTERS									
FL8005	9DK001-81020	J	Filter, BMK351	AG	C8019	9DK001-42104	J 470p	50V Ceramic	AC
FL8006	9DK001-81020	J	Filter, BMK351	AG	C8020	9DK001-42104	J 470p	50V Ceramic	AC
FL8010	9DK001-81020	J	Filter, BMK351	AG	C8021	9DK001-42096	J 0.01	50V Ceramic	AC
FL8020	9DK001-81020	J	Filter, BMK351	AG	C8022	9DK001-42096	J 0.01	50V Ceramic	AC
FL8021	9DK001-81020	J	Filter, BMK351	AG	C8023	9DK001-42096	J 0.01	50V Ceramic	AC
FL8022	9DK001-81020	J	Filter, BMK351	AG	C8024	9DK001-40077	J 10	16V Electolytic	AF
FL8023	9DK001-81020	J	Filter, BMK351	AG	C8025	9DK001-42096	J 0.01	50V Ceramic	AC
FL8029	9DK001-81020	J	Filter, BMK351	AG	C8026	9DK001-42096	J 0.01	50V Ceramic	AC
FL8030	9DK001-81020	J	Filter, BMK351	AG	C8027	9DK001-42096	J 0.01	50V Ceramic	AC
FL8031	9DK001-81020	J	Filter, BMK351	AG	C8028	9DK001-42096	J 0.01	50V Ceramic	AC
FL8032	9DK001-81020	J	Filter, BMK351	AG	C8029	9DK001-42096	J 0.01	50V Ceramic	AC
FL8039	9DK001-81020	J	Filter, BMK351	AG	C8030	9DK001-42105	J 0.047	50V Ceramic	AC
FL8040	9DK001-81020	J	Filter, BMK351	AG	C8031	9DK001-42094	J 0.1	25V Ceramic	AC
FL8041	9DK001-81020	J	Filter, BMK351	AG	C8032	9DK001-42094	J 0.1	25V Ceramic	AC
FL8056	9DK001-81020	J	Filter, BMK351	AG	C8033	9DK001-42094	J 0.1	25V Ceramic	AC
FL8076	9DK001-81020	J	Filter, BMK351	AG	C8034	9DK001-42096	J 0.01	50V Ceramic	AC
FL8077	9DK001-81020	J	Filter, BMK351	AG	C8035	9DK001-42096	J 0.01	50V Ceramic	AC
FL8078	9DK001-81020	J	Filter, BMK351	AG	C8036	9DK001-42096	J 0.01	50V Ceramic	AC
FL8079	9DK001-81020	J	Filter, BMK351	AG	C8037	9DK001-42096	J 0.01	50V Ceramic	AC
FL8094	9DK001-81020	J	Filter, BMK351	AG	C8038	9DK001-42096	J 0.01	50V Ceramic	AC
FL8095	9DK001-81020	J	Filter, BMK351	AG	C8042	9DK001-42096	J 0.01	50V Ceramic	AC
FL8096	9DK001-81020	J	Filter, BMK351	AG	C8043	9DK001-42096	J 0.01	50V Ceramic	AC
FL8097	9DK001-81020	J	Filter, BMK351	AG	C8051	9DK001-42096	J 0.01	50V Ceramic	AC
FL8100	9DK001-81020	J	Filter, BMK351	AG	C8052	9DK001-42096	J 0.01	50V Ceramic	AC
FL8101	9DK001-81020	J	Filter, BMK351	AG	C8053	9DK001-42096	J 0.01	50V Ceramic	AC
FL8103	9DK001-81020	J	Filter, BMK351	AG	C8062	9DK001-42094	J 0.1	25V Ceramic	AC
FL8107	9DK001-81027	J	Filter, NFM51R20P207	AL	C8070	9DK001-42094	J 0.1	25V Ceramic	AC
FL8108	9DK001-81027	J	Filter, NFM51R20P207	AL	C8078	9DK001-42094	J 0.1	25V Ceramic	AC
FL8109	9DK001-81027	J	Filter, NFM51R20P207	AL	C8079	9DK001-40089	J 47	6.3V Electolytic	AE
COILS									
L8001	9DK001-81052	J	Coil, 3.3μH NLC322522T-3R3M	AG	C8080	9DK001-40079	J 47	16V Electolytic	AG
L8002	9DK001-81052	J	Coil, 3.3μH NLC322522T-3R3M	AG	C8081	9DK001-42096	J 0.01	50V Ceramic	AC
L8003	9DK001-81052	J	Coil, 3.3μH NLC322522T-3R3M	AG	C8082	9DK001-42096	J 0.01	50V Ceramic	AC
L8004	9DK001-81052	J	Coil, 3.3μH NLC322522T-3R3M	AG	C8083	9DK001-42096	J 0.01	50V Ceramic	AC
L8007	9DK001-81052	J	Coil, 3.3μH NLC322522T-3R3M	AG	C8084	9DK001-40089	J 47	6.3V Electolytic	AE
L8008	9DK001-81052	J	Coil, 3.3μH NLC322522T-3R3M	AG	C8096	9DK001-40089	J 47	6.3V Electolytic	AE
L8009	9DK001-81052	J	Coil, 3.3μH NLC322522T-3R3M	AG	C8110	9DK001-42094	J 0.1	25V Ceramic	AC
L8010	9DK001-81052	J	Coil, 3.3μH NLC322522T-3R3M	AG	C8111	9DK001-42094	J 0.1	25V Ceramic	AC
L8014	9DK001-81052	J	Coil, 3.3μH NLC322522T-3R3M	AG	C8112	9DK001-42094	J 0.1	25V Ceramic	AC
L8022	9DK001-81052	J	Coil, 3.3μH NLC322522T-3R3M	AG	C8113	9DK001-42111	J 1	10V Ceramic	AB
L8023	9DK001-81059	J	Coil, 1.0μH NLC322522T-1R0M	AE	C8114	9DK001-42094	J 0.1	25V Ceramic	AC
L8024	9DK001-81059	J	Coil, 1.0μH NLC322522T-1R0M	AE	C8115	9DK001-42094	J 0.1	25V Ceramic	AC
L8025	9DK001-81059	J	Coil, 1.0μH NLC322522T-1R0M	AE	C8116	9DK001-42094	J 0.1	25V Ceramic	AC
L8026	9DK001-81059	J	Coil, 1.0μH NLC322522T-1R0M	AE	C8117	9DK001-42094	J 0.1	25V Ceramic	AC
L8027	9DK001-81059	J	Coil, 1.0μH NLC322522T-1R0M	AE	C8118	9DK001-42094	J 0.1	25V Ceramic	AC
L8028	9DK001-81059	J	Coil, 1.0μH NLC322522T-1R0M	AE	C8119	9DK001-42094	J 0.1	25V Ceramic	AC
CAPACITORS									
C8001	9DK001-42094	J 0.1	25V Ceramic	AC	C8120	9DK001-42094	J 0.1	25V Ceramic	AC
C8002	9DK001-42094	J 0.1	25V Ceramic	AC	C8121	9DK001-42094	J 0.1	25V Ceramic	AC
C8003	9DK001-42094	J 0.1	25V Ceramic	AC	C8122	9DK001-42111	J 1	10V Ceramic	AB
C8004	9DK001-42094	J 0.1	25V Ceramic	AC	C8123	9DK001-42094	J 0.1	25V Ceramic	AC
C8005	9DK001-42094	J 0.1	25V Ceramic	AC	C8124	9DK001-42094	J 0.1	25V Ceramic	AC
C8006	9DK001-42096	J 0.01	50V Ceramic	AC	C8125	9DK001-42094	J 0.1	25V Ceramic	AC
C8007	9DK001-42096	J 0.01	50V Ceramic	AC	C8126	9DK001-42094	J 0.1	25V Ceramic	AC
C8008	9DK001-42096	J 0.01	50V Ceramic	AC	C8127	9DK001-42099	J 100p	50V Ceramic	AC
C8009	9DK001-42096	J 0.01	50V Ceramic	AC	C8128	9DK001-42125	J 0.068	16V Film	AM
					C8130	9DK001-42099	J 100p	50V Ceramic	AC
					C8131	9DK001-42094	J 0.1	25V Ceramic	AC
					C8132	9DK001-42094	J 0.1	25V Ceramic	AC
					C8133	9DK001-42094	J 0.1	25V Ceramic	AC
					C8134	9DK001-42094	J 0.1	25V Ceramic	AC
					C8135	9DK001-42094	J 0.1	25V Ceramic	AC
					C8136	9DK001-42094	J 0.1	25V Ceramic	AC
					C8137	9DK001-42094	J 0.1	25V Ceramic	AC
					C8138	9DK001-42094	J 0.1	25V Ceramic	AC
					C8143	9DK001-42096	J 0.01	50V Ceramic	AC
					C8144	9DK001-40089	J 47	6.3V Electolytic	AE
					C8145	9DK001-42096	J 0.01	50V Ceramic	AC
					C8146	9DK001-40089	J 47	6.3V Electolytic	AE

Ref. No.	Part No.	★	Description	Code	Ref. No.	Part No.	★	Description	Code
CPCi-0042CE02					C8480	9DK001-42094	J 0.1	25V Ceramic	AC
PC I/FUNIT(Continued)					C8484	9DK001-40089	J 47	6.3V Electrolytic	AE
C8147	9DK001-42096	J 0.01	50V Ceramic	AC	C8485	9DK001-42094	J 0.1	25V Ceramic	AC
C8148	9DK001-40089	J 47	6.3V Electrolytic	AE	C8499	9DK001-42094	J 0.1	25V Ceramic	AC
C8149	9DK001-42096	J 0.01	50V Ceramic	AC	C8500	9DK001-42111	J 1	10V Ceramic	AB
C8169	9DK001-42094	J 0.1	25V Ceramic	AC	C8501	9DK001-42094	J 0.1	25V Ceramic	AC
C8170	9DK001-42094	J 0.1	25V Ceramic	AC	C8502	9DK001-42094	J 0.1	25V Ceramic	AC
C8178	9DK001-42094	J 0.1	25V Ceramic	AC	C8529	9DK001-42096	J 0.01	50V Ceramic	AC
C8181	9DK001-42094	J 0.1	25V Ceramic	AC	C8531	9DK001-40089	J 47	6.3V Electrolytic	AE
C8192	9DK001-42094	J 0.1	25V Ceramic	AC	C8532	9DK001-42096	J 0.01	50V Ceramic	AC
C8197	9DK001-42094	J 0.1	25V Ceramic	AC	C8537	9DK001-40077	J 10	16V Electrolytic	AF
C8202	9DK001-42094	J 0.1	25V Ceramic	AC	C8538	9DK001-42094	J 0.1	25V Ceramic	AC
C8205	9DK001-42094	J 0.1	25V Ceramic	AC	C8542	9DK001-40077	J 10	16V Electrolytic	AF
C8214	9DK001-42094	J 0.1	25V Ceramic	AC	C8543	9DK001-42094	J 0.1	25V Ceramic	AC
C8218	9DK001-42094	J 0.1	25V Ceramic	AC	C8544	9DK001-42130	J 2200p	50V Ceramic	AC
C8219	9DK001-42094	J 0.1	25V Ceramic	AC	C8545	9DK001-42130	J 2200p	50V Ceramic	AC
C8252	9DK001-40080	J 100	6.3V Electrolytic	AF	C8546	9DK001-42130	J 2200p	50V Ceramic	AC
C8253	9DK001-42094	J 0.1	25V Ceramic	AC	C8550	9DK001-40077	J 10	16V Electrolytic	AF
C8255	9DK001-40092	J 220	4V Electrolytic	AF	C8551	9DK001-42094	J 0.1	25V Ceramic	AC
C8256	9DK001-42094	J 0.1	25V Ceramic	AC	C8552	9DK001-42094	J 0.1	25V Ceramic	AC
C8257	9DK001-40080	J 100	6.3V Electrolytic	AF	C8553	9DK001-42094	J 0.1	25V Ceramic	AC
C8258	9DK001-42094	J 0.1	25V Ceramic	AC	C8554	9DK001-40077	J 10	16V Electrolytic	AF
C8269	9DK001-40079	J 47	16V Electrolytic	AG	C8555	9DK001-42094	J 0.1	25V Ceramic	AC
C8270	9DK001-42094	J 0.1	25V Ceramic	AC	C8556	9DK001-42094	J 0.1	25V Ceramic	AC
C8336	9DK001-42096	J 0.01	50V Ceramic	AC	C8557	9DK001-42094	J 0.1	25V Ceramic	AC
C8337	9DK001-40080	J 100	6.3V Electrolytic	AF	C8558	9DK001-42094	J 0.1	25V Ceramic	AC
C8339	9DK001-42096	J 0.01	50V Ceramic	AC	C8559	9DK001-42131	J 10	35V Ceramic	AE
C8341	9DK001-42094	J 0.1	25V Ceramic	AC	C8561	9DK001-42099	J 100p	50V Ceramic	AC
C8342	9DK001-42111	J 1	10V Ceramic	AB	C8562	9DK001-42094	J 0.1	25V Ceramic	AC
C8343	9DK001-42094	J 0.1	25V Ceramic	AC	C8563	9DK001-42094	J 0.1	25V Ceramic	AC
C8344	9DK001-40089	J 47	6.3V Electrolytic	AE	C8564	9DK001-40089	J 47	6.3V Electrolytic	AE
C8349	9DK001-42096	J 0.01	50V Ceramic	AC	C8565	9DK001-42094	J 0.1	25V Ceramic	AC
C8350	9DK001-42096	J 0.01	50V Ceramic	AC	C8566	9DK001-42124	J 680p	25V Ceramic	AC
C8354	9DK001-42096	J 0.01	50V Ceramic	AC	C8569	9DK001-42099	J 100p	50V Ceramic	AC
C8361	9DK001-40089	J 47	6.3V Electrolytic	AE	C8570	9DK001-42111	J 1	10V Ceramic	AB
C8366	9DK001-40091	J 100	4V Electrolytic	AF	C8571	9DK001-42111	J 1	10V Ceramic	AB
C8367	9DK001-40091	J 100	4V Electrolytic	AF	C8573	9DK001-40089	J 47	6.3V Electrolytic	AE
C8374	9DK001-40080	J 100	6.3V Electrolytic	AF	C8574	9DK001-40089	J 47	6.3V Electrolytic	AE
C8375	9DK001-40091	J 100	4V Electrolytic	AF	C8575	9DK001-42096	J 0.01	50V Ceramic	AC
C8376	9DK001-40080	J 100	6.3V Electrolytic	AF	C8576	9DK001-42096	J 0.01	50V Ceramic	AC
C8377	9DK001-42094	J 0.1	25V Ceramic	AC	C8577	9DK001-42096	J 0.01	50V Ceramic	AC
C8425	9DK001-42096	J 0.01	50V Ceramic	AC	C8578	9DK001-42096	J 0.01	50V Ceramic	AC
C8435	9DK001-40089	J 47	6.3V Electrolytic	AE	C8579	9DK001-42096	J 0.01	50V Ceramic	AC
C8436	9DK001-42094	J 0.1	25V Ceramic	AC	C8580	9DK001-42096	J 0.01	50V Ceramic	AC
C8437	9DK001-42099	J 100p	50V Ceramic	AC	C8581	9DK001-42096	J 0.01	50V Ceramic	AC
C8438	9DK001-42099	J 100p	50V Ceramic	AC	C8582	9DK001-42096	J 0.01	50V Ceramic	AC
C8439	9DK001-42099	J 100p	50V Ceramic	AC	C8583	9DK001-42096	J 0.01	50V Ceramic	AC
C8440	9DK001-42099	J 100p	50V Ceramic	AC	C8584	9DK001-42096	J 0.01	50V Ceramic	AC
C8441	9DK001-40089	J 47	6.3V Electrolytic	AE	C8585	9DK001-42096	J 0.01	50V Ceramic	AC
C8442	9DK001-42111	J 1	10V Electrolytic	AF	C8586	9DK001-42096	J 0.01	50V Ceramic	AC
C8443	9DK001-42094	J 0.1	25V Ceramic	AC	C8587	9DK001-40089	J 47	6.3V Electrolytic	AE
C8444	9DK001-42099	J 100p	50V Ceramic	AC	C8588	9DK001-40089	J 47	6.3V Electrolytic	AE
C8445	9DK001-40089	J 47	6.3V Electrolytic	AE	C8589	9DK001-42096	J 0.01	50V Ceramic	AC
C8446	9DK001-42094	J 0.1	25V Ceramic	AC	C8590	9DK001-42096	J 0.01	50V Ceramic	AC
C8447	9DK001-42094	J 0.1	25V Ceramic	AC	C8591	9DK001-42096	J 0.01	50V Ceramic	AC
C8448	9DK001-42099	J 100p	50V Ceramic	AC	C8592	9DK001-42096	J 0.01	50V Ceramic	AC
C8449	9DK001-42099	J 100p	50V Ceramic	AC	C8593	9DK001-42096	J 0.01	50V Ceramic	AC
C8450	9DK001-42099	J 100p	50V Ceramic	AC	C8594	9DK001-42096	J 0.01	50V Ceramic	AC
C8451	9DK001-42094	J 0.1	25V Ceramic	AC	C8595	9DK001-42096	J 0.01	50V Ceramic	AC
C8452	9DK001-40089	J 47	6.3V Electrolytic	AE	C8596	9DK001-42096	J 0.01	50V Ceramic	AC
C8453	9DK001-42094	J 0.1	25V Ceramic	AC	C8597	9DK001-42096	J 0.01	50V Ceramic	AC
C8454	9DK001-42094	J 0.1	25V Ceramic	AC	C8598	9DK001-42096	J 0.01	50V Ceramic	AC
C8455	9DK001-42094	J 0.1	25V Ceramic	AC	C8599	9DK001-42096	J 0.01	50V Ceramic	AC
C8456	9DK001-42094	J 0.1	25V Ceramic	AC	C8600	9DK001-42096	J 0.01	50V Ceramic	AC
C8457	9DK001-42099	J 100p	50V Ceramic	AC	C8601	9DK001-42094	J 0.1	25V Ceramic	AC
C8458	9DK001-42099	J 100p	50V Ceramic	AC	C8603	9DK001-42094	J 0.1	25V Ceramic	AC
C8459	9DK001-42099	J 100p	50V Ceramic	AC	C8605	9DK001-42094	J 0.1	25V Ceramic	AC
C8462	9DK001-42094	J 0.1	25V Ceramic	AC	C8607	9DK001-42094	J 0.1	25V Ceramic	AC
C8465	9DK001-42099	J 100p	50V Ceramic	AC	C8609	9DK001-42094	J 0.1	25V Ceramic	AC
C8468	9DK001-42099	J 100p	50V Ceramic	AC	C8611	9DK001-42094	J 0.1	25V Ceramic	AC
C8470	9DK001-42096	J 0.01	50V Ceramic	AC	C8613	9DK001-42094	J 0.1	25V Ceramic	AC
C8471	9DK001-42096	J 0.01	50V Ceramic	AC	C8615	9DK001-42094	J 0.1	25V Ceramic	AC
C8472	9DK001-42096	J 0.01	50V Ceramic	AC	C8617	9DK001-42094	J 0.1	25V Ceramic	AC
					C8619	9DK001-42094	J 0.1	25V Ceramic	AC
					C8621	9DK001-42094	J 0.1	25V Ceramic	AC

Ref. No.	Part No.	★	Description	Code	Ref. No.	Part No.	★	Description	Code
CPCi-0042CE02									
PC I/FUNIT(Continued)									
C8623	9DK001-42094	J 0.1	25V Ceramic	AC	C8761	9DK001-40077	J 10	16V Electrolytic	AF
C8625	9DK001-42094	J 0.1	25V Ceramic	AC	C8762	9DK001-42094	J 0.1	25V Ceramic	AC
C8627	9DK001-42094	J 0.1	25V Ceramic	AC	C8763	9DK001-42094	J 0.1	25V Ceramic	AC
C8629	9DK001-42094	J 0.1	25V Ceramic	AC	C8764	9DK001-42094	J 0.1	25V Ceramic	AC
C8631	9DK001-42094	J 0.1	25V Ceramic	AC	C8765	9DK001-42094	J 0.1	25V Ceramic	AC
C8633	9DK001-42094	J 0.1	25V Ceramic	AC	C8766	9DK001-42094	J 0.1	25V Ceramic	AC
C8635	9DK001-42094	J 0.1	25V Ceramic	AC	C8767	9DK001-40099	J 6.8	10V OS	AN
C8637	9DK001-42094	J 0.1	25V Ceramic	AC	C8768	9DK001-42111	J 1	10V Ceramic	AB
C8638	9DK001-42094	J 0.1	25V Ceramic	AC	C8769	9DK001-42113	J 4.7	10V Electrolytic	AB
C8640	9DK001-42094	J 0.1	25V Ceramic	AC	C8770	9DK001-42094	J 0.1	25V Ceramic	AC
C8641	9DK001-42094	J 0.1	25V Ceramic	AC	C8771	9DK001-42130	J 2200p	50V Ceramic	AC
C8644	9DK001-42094	J 0.1	25V Ceramic	AC	C8772	9DK001-42094	J 0.1	25V Ceramic	AC
C8645	9DK001-42094	J 0.1	25V Ceramic	AC	C8773	9DK001-42111	J 1	10V Ceramic	AB
C8648	9DK001-42094	J 0.1	25V Ceramic	AC	C8774	9DK001-42094	J 0.1	25V Ceramic	AC
C8649	9DK001-42094	J 0.1	25V Ceramic	AC	C8775	9DK001-42094	J 0.1	25V Ceramic	AC
C8652	9DK001-42094	J 0.1	25V Ceramic	AC	C8776	9DK001-40099	J 6.8	10V OS	AN
C8654	9DK001-42094	J 0.1	25V Ceramic	AC	C8777	9DK001-42094	J 0.1	25V Ceramic	AC
C8656	9DK001-42094	J 0.1	25V Ceramic	AC	C8778	9DK001-40093	J 0.47	35V Elect.(N.P.)	AE
C8658	9DK001-42094	J 0.1	25V Ceramic	AC	RESISTORS				
C8660	9DK001-42094	J 0.1	25V Ceramic	AC	FB8015	9DK001-50110	J 0	1/10W Chip 2125	AB
C8662	9DK001-42094	J 0.1	25V Ceramic	AC	FB8016	9DK001-50110	J 0	1/10W Chip 2125	AB
C8664	9DK001-42094	J 0.1	25V Ceramic	AC	FB8017	9DK001-50110	J 0	1/10W Chip 2125	AB
C8666	9DK001-42096	J 0.01	50V Ceramic	AC	FB8018	9DK001-50110	J 0	1/10W Chip 2125	AB
C8667	9DK001-42094	J 0.1	25V Ceramic	AC	FB8019	9DK001-50110	J 0	1/10W Chip 2125	AB
C8668	9DK001-42094	J 0.1	25V Ceramic	AC	FL8001	9DK001-50110	J 0	1/10W Chip 2125	AB
C8670	9DK001-42094	J 0.1	25V Ceramic	AC	FL8098	9DK001-50110	J 0	1/10W Chip 2125	AB
C8672	9DK001-42094	J 0.1	25V Ceramic	AC	FL8099	9DK001-50110	J 0	1/10W Chip 2125	AB
C8674	9DK001-42094	J 0.1	25V Ceramic	AC	FL8102	9DK001-50110	J 0	1/10W Chip 2125	AB
C8676	9DK001-42094	J 0.1	25V Ceramic	AC	FL8110	9DK001-50110	J 0	1/10W Chip 2125	AB
C8678	9DK001-42094	J 0.1	25V Ceramic	AC	R8001	9DK001-51036	J 100	1/16W Resistor Array	AD
C8680	9DK001-42094	J 0.1	25V Ceramic	AC	R8002	9DK001-50149	J 0	1/16W Chip 1608	AB
C8682	9DK001-42094	J 0.1	25V Ceramic	AC	R8003	9DK001-50110	J 0	1/10W Chip 2125	AB
C8684	9DK001-42094	J 0.1	25V Ceramic	AC	R8004	9DK001-50149	J 0	1/16W Chip 1608	AB
C8685	9DK001-42094	J 0.1	25V Ceramic	AC	R8005	9DK001-50165	J 100	1/16W Chip 1608	AA
C8686	9DK001-42094	J 0.1	25V Ceramic	AC	R8006	9DK001-50185	J 10k	1/16W Chip 1608	AA
C8687	9DK001-42094	J 0.1	25V Ceramic	AC	R8007	9DK001-50185	J 10k	1/16W Chip 1608	AA
C8688	9DK001-42094	J 0.1	25V Ceramic	AC	R8009	9DK001-50219	J 47k	1/16W	AA
C8689	9DK001-42094	J 0.1	25V Ceramic	AC	R8010	9DK001-51030	J 10k	1/16W Resistor Array	AD
C8692	9DK001-42096	J 0.01	50V Ceramic	AC	R8011	9DK001-51030	J 10k	1/16W Resistor Array	AD
C8694	9DK001-40089	J 47	6.3V Electrolytic	AE	R8012	9DK001-50185	J 10k	1/16W Chip 1608	AA
C8697	9DK001-42096	J 0.01	50V Ceramic	AC	R8013	9DK001-50165	J 100	1/16W Chip 1608	AA
C8698	9DK001-42111	J 1	10V Ceramic	AB	R8014	9DK001-50149	J 0	1/16W Chip 1608	AB
C8700	9DK001-42111	J 1	10V Ceramic	AB	R8016	9DK001-50198	J 1.69k	1/16W Chip 1608	AB
C8702	9DK001-42111	J 1	10V Ceramic	AB	R8017	9DK001-50210	J 33k	1/16W Chip 1608	AA
C8704	9DK001-42111	J 1	10V Ceramic	AB	R8018	9DK001-50199	J 2.15k	1/16W Chip 1608	AB
C8705	9DK001-42145	J 0.1	16V Film	AK	R8019	9DK001-51030	J 10k	1/16W Resistor Array	AD
C8706	9DK001-42096	J 0.01	50V Ceramic	AC	R8022	9DK001-50185	J 10k	1/16W Chip 1608	AA
C8707	9DK001-42094	J 0.1	25V Ceramic	AC	R8023	9DK001-50113	J 0	1/4W Chip 3216	AB
C8708	9DK001-40090	J 47	4V Electrolytic	AF	R8024	9DK001-50113	J 0	1/4W Chip 3216	AB
C8710	9DK001-40078	J 22	16V Electrolytic	AF	R8027	9DK001-50209	J 27k	1/16W Chip 1608	AA
C8711	9DK001-42096	J 0.01	50V Ceramic	AC	R8029	9DK001-51030	J 10k	1/16W Resistor Array	AD
C8712	9DK001-42096	J 0.01	50V Ceramic	AC	R8033	9DK001-51030	J 10k	1/16W Resistor Array	AD
C8715	9DK001-42096	J 0.01	50V Ceramic	AC	R8034	9DK001-51030	J 10k	1/16W Resistor Array	AD
C8716	9DK001-42096	J 0.01	50V Ceramic	AC	R8035	9DK001-51030	J 10k	1/16W Resistor Array	AD
C8717	9DK001-42096	J 0.01	50V Ceramic	AC	R8036	9DK001-51030	J 10k	1/16W Resistor Array	AD
C8741	9DK001-40089	J 47	6.3V Electrolytic	AE	R8040	9DK001-50163	J 68	1/16W Chip 1608	AA
C8742	9DK001-40079	J 47	16V Electrolytic	AG	R8043	9DK001-51030	J 10k	1/16W Resistor Array	AD
C8743	9DK001-42094	J 0.1	25V Ceramic	AC	R8044	9DK001-51030	J 10k	1/16W Resistor Array	AD
C8744	9DK001-42094	J 0.1	25V Ceramic	AC	R8050	9DK001-51030	J 10k	1/16W Resistor Array	AD
C8745	9DK001-42094	J 0.1	25V Ceramic	AC	R8051	9DK001-51030	J 10k	1/16W Resistor Array	AD
C8746	9DK001-42112	J 33p	50V Ceramic	AB	R8057	9DK001-51030	J 10k	1/16W Resistor Array	AD
C8747	9DK001-42094	J 0.1	25V Ceramic	AC	R8058	9DK001-51030	J 10k	1/16W Resistor Array	AD
C8748	9DK001-42094	J 0.1	25V Ceramic	AC	R8062	9DK001-51029	J 10	1/16W Resistor Array	AD
C8749	9DK001-42112	J 33p	50V Ceramic	AB	R8065	9DK001-51030	J 10k	1/16W Resistor Array	AD
C8750	9DK001-42094	J 0.1	25V Ceramic	AC	R8071	9DK001-50159	J 22	1/16W Chip 1608	AA
C8752	9DK001-42113	J 4.7	10V Ceramic	AB	R8072	9DK001-50159	J 22	1/16W Chip 1608	AA
C8753	9DK001-42094	J 0.1	25V Ceramic	AC	R8073	9DK001-50159	J 22	1/16W Chip 1608	AA
C8755	9DK001-42094	J 0.1	25V Ceramic	AC	R8074	9DK001-50159	J 22	1/16W Chip 1608	AA
C8757	9DK001-42113	J 4.7	10V Ceramic	AB	R8075	9DK001-50159	J 22	1/16W Chip 1608	AA
C8759	9DK001-42096	J 0.1	25V Ceramic	AC	R8080	9DK001-50044	J 68	1/4W Chip 3216	AB
C8760	9DK001-42094	J 0.1	25V Ceramic	AC	R8083	9DK001-50159	J 22	1/16W Chip 1608	AA
					R8088	9DK001-50044	J 68	1/4W Chip 3216	AB
					R8091	9DK001-50159	J 22	1/16W Chip 1608	AA
					R8096	9DK001-50044	J 68	1/4W Chip 3216	AB

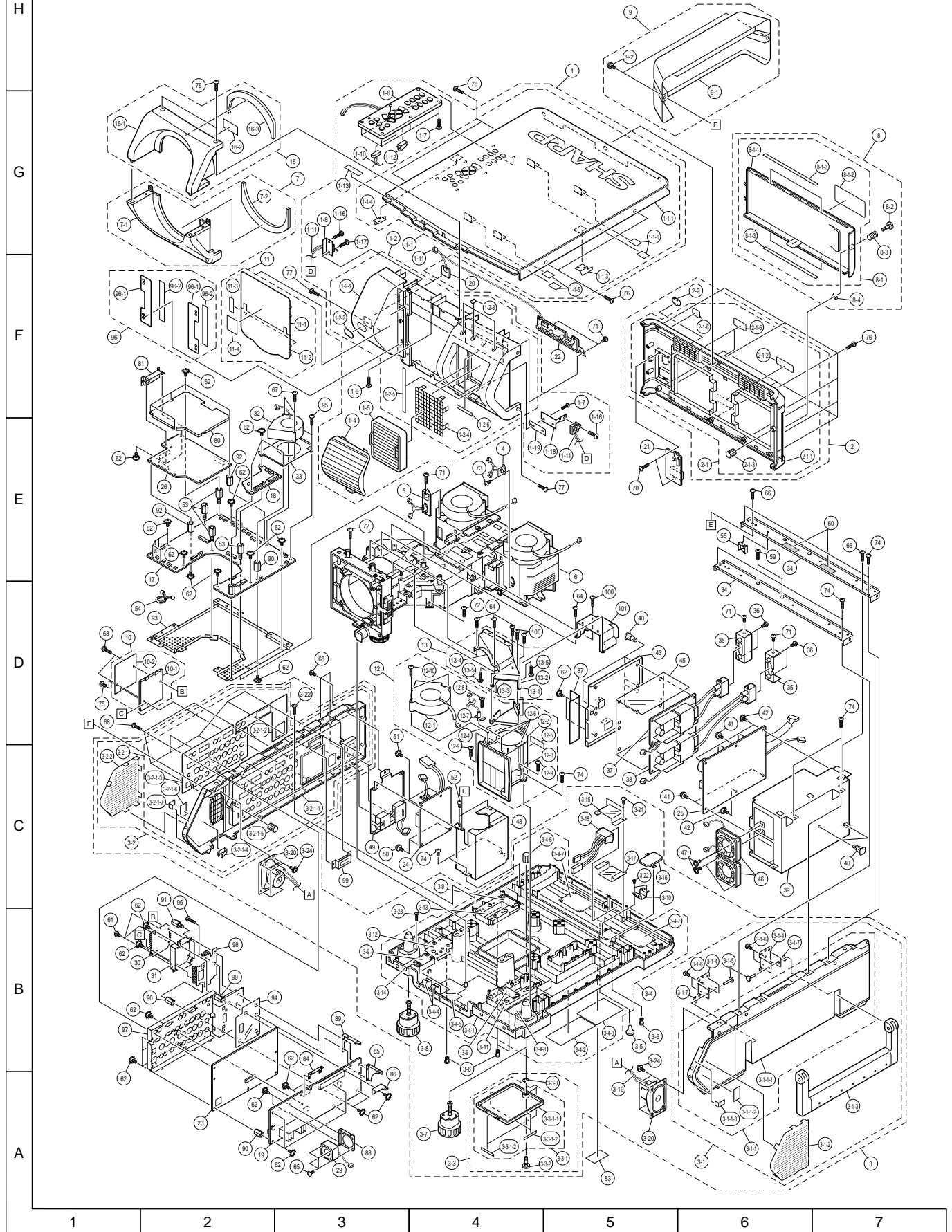
Ref. No.	Part No.	★	Description	Code	Ref. No.	Part No.	★	Description	Code
CPCi-0042CE02					R8403	9DK001-50162	J 56	1/16W Chip 1608	AA
PC I/FUNIT(Continued)					R8404	9DK001-50162	J 56	1/16W Chip 1608	AA
R8097	9DK001-50162	J 56	1/16W Chip 1608	AA	R8447	9DK001-50150	J 10	1/16W Chip 3216	AA
R8098	9DK001-50162	J 56	1/16W Chip 1608	AA	R8448	9DK001-50150	J 10	1/16W Chip 3216	AA
R8099	9DK001-50162	J 56	1/16W Chip 1608	AA	R8475	9DK001-50177	J 1k	1/16W Chip 1608	AA
R8100	9DK001-50162	J 56	1/16W Chip 1608	AA	R8476	9DK001-50177	J 1k	1/16W Chip 1608	AA
R8101	9DK001-50162	J 56	1/16W Chip 1608	AA	R8477	9DK001-50177	J 1k	1/16W Chip 1608	AA
R8102	9DK001-50162	J 56	1/16W Chip 1608	AA	R8478	9DK001-50177	J 1k	1/16W Chip 1608	AA
R8103	9DK001-50162	J 56	1/16W Chip 1608	AA	R8487	9DK001-50149	J 0	1/16W Chip 1608	AB
R8104	9DK001-50162	J 56	1/16W Chip 1608	AA	R8488	9DK001-50149	J 0	1/16W Chip 1608	AB
R8105	9DK001-50162	J 56	1/16W Chip 1608	AA	R8492	9DK001-50247	J 510	1/16W Chip 1608	AB
R8121	9DK001-50274	J 47	1/4W Chip 3216	AB	R8503	9DK001-50243	J 2.0k	1/16W Chip 1608	AA
R8122	9DK001-50274	J 47	1/4W Chip 3216	AB	R8516	9DK001-50179	J 2.2k	1/16W Chip 1608	AA
R8123	9DK001-50256	J 1.6k	1/16W Chip 1608	AB	R8568	9DK001-50162	J 56	1/16W Chip 1608	AA
R8124	9DK001-50237	J 1.0k	1/16W Chip 1608	AB	R8592	9DK001-50185	J 10k	1/16W Chip 1608	AA
R8128	9DK001-50150	J 10	1/16W Chip 3216	AA	R8593	9DK001-50181	J 3.3k	1/16W Chip 1608	AA
R8130	9DK001-50210	J 33k	1/16W Chip 1608	AA	R8594	9DK001-50162	J 56	1/16W Chip 1608	AA
R8131	9DK001-50210	J 33k	1/16W Chip 1608	AA	R8595	9DK001-50162	J 56	1/16W Chip 1608	AA
R8132	9DK001-50155	J 3k	1/16W Chip 1608	AB	R8596	9DK001-50150	J 10	1/16W Chip 3216	AA
R8133	9DK001-50155	J 3k	1/16W Chip 1608	AB	R8597	9DK001-50162	J 56	1/16W Chip 1608	AA
R8138	9DK001-50149	J 0	1/16W Chip 1608	AB	R8598	9DK001-50162	J 56	1/16W Chip 1608	AA
R8140	9DK001-50149	J 0	1/16W Chip 1608	AB	R8599	9DK001-50162	J 56	1/16W Chip 1608	AA
R8143	9DK001-50176	J 820	1/16W Chip 1608	AA	R8600	9DK001-50162	J 56	1/16W Chip 1608	AA
R8144	9DK001-50176	J 820	1/16W Chip 1608	AA	R8601	9DK001-50162	J 56	1/16W Chip 1608	AA
R8145	9DK001-50176	J 820	1/16W Chip 1608	AA	R8602	9DK001-50162	J 56	1/16W Chip 1608	AA
R8267	9DK001-50162	J 56	1/16W Chip 1608	AA	R8602	9DK001-50162	J 56	1/16W Chip 1608	AA
R8268	9DK001-50162	J 56	1/16W Chip 1608	AA	R8636	9DK001-50150	J 10	1/16W Chip 3216	AA
R8269	9DK001-50162	J 56	1/16W Chip 1608	AA	R8637	9DK001-50150	J 10	1/16W Chip 3216	AA
R8270	9DK001-50162	J 56	1/16W Chip 1608	AA	R8638	9DK001-50150	J 10	1/16W Chip 3216	AA
R8271	9DK001-50162	J 56	1/16W Chip 1608	AA	R8639	9DK001-50150	J 10	1/16W Chip 3216	AA
R8272	9DK001-50177	J 1k	1/16W Chip 1608	AA	R8640	9DK001-50150	J 10	1/16W Chip 3216	AA
R8273	9DK001-50162	J 56	1/16W Chip 1608	AA	R8641	9DK001-50150	J 10	1/16W Chip 3216	AA
R8274	9DK001-50162	J 56	1/16W Chip 1608	AA	R8642	9DK001-50150	J 10	1/16W Chip 3216	AA
R8275	9DK001-50162	J 56	1/16W Chip 1608	AA	R8643	9DK001-50150	J 10	1/16W Chip 3216	AA
R8276	9DK001-50155	J 3k	1/16W Chip 1608	AB	R8648	9DK001-50165	J 100	1/16W Chip 1608	AA
R8277	9DK001-50162	J 56	1/16W Chip 1608	AA	R8649	9DK001-50165	J 100	1/16W Chip 1608	AA
R8278	9DK001-50162	J 56	1/16W Chip 1608	AA	R8650	9DK001-50185	J 10k	1/16W Chip 1608	AA
R8279	9DK001-50162	J 56	1/16W Chip 1608	AA	R8651	9DK001-51037	J 6.8k	1/16W Resistor Array	AD
R8280	9DK001-50185	J 10k	1/16W Chip 1608	AA	R8652	9DK001-51030	J 10k	1/16W Resistor Array	AD
R8281	9DK001-50222	J 1.3k	1/16W Chip 1608	AB	R8653	9DK001-50185	J 10k	1/16W Chip 1608	AA
R8282	9DK001-50185	J 10k	1/16W Chip 1608	AA	R8654	9DK001-50204	J 150	1/16W Chip 1608	AA
R8283	9DK001-50185	J 10k	1/16W Chip 1608	AA	R8655	9DK001-50185	J 10k	1/16W Chip 1608	AA
R8284	9DK001-50185	J 10k	1/16W Chip 1608	AA	R8656	9DK001-50183	J 4.7k	1/16W Chip 1608	AA
R8285	9DK001-50162	J 56	1/16W Chip 1608	AA	R8664	9DK001-50259	J 15k	1/16W Chip 1608	AA
R8286	9DK001-50162	J 56	1/16W Chip 1608	AA	R8665	9DK001-50259	J 15k	1/16W Chip 1608	AA
R8287	9DK001-50162	J 56	1/16W Chip 1608	AA	R8666	9DK001-50259	J 15k	1/16W Chip 1608	AA
R8288	9DK001-50162	J 56	1/16W Chip 1608	AA	R8671	9DK001-50259	J 15k	1/16W Chip 1608	AA
R8289	9DK001-50207	J 6.8k	1/16W Chip 1608	AA	R8677	9DK001-50173	J 470	1/16W Chip 1608	AA
R8290	9DK001-50162	J 56	1/16W Chip 1608	AA	R8678	9DK001-50273	J 1.8k	1/16W Chip 1608	AB
R8291	9DK001-50162	J 56	1/16W Chip 1608	AA	R8680	9DK001-50155	J 3k	1/16W Chip 1608	AB
R8292	9DK001-50162	J 56	1/16W Chip 1608	AA	R8681	9DK001-50155	J 3k	1/16W Chip 1608	AB
R8293	9DK001-50162	J 56	1/16W Chip 1608	AA	R8682	9DK001-50273	J 1.8k	1/16W Chip 1608	AB
R8294	9DK001-50162	J 56	1/16W Chip 1608	AA	R8684	9DK001-50176	J 820	1/16W Chip 1608	AA
R8295	9DK001-50162	J 56	1/16W Chip 1608	AA	R8685	9DK001-50150	J 10	1/16W Chip 3216	AA
R8296	9DK001-50162	J 56	1/16W Chip 1608	AA	R8687	9DK001-50173	J 470	1/16W Chip 1608	AA
R8297	9DK001-50162	J 56	1/16W Chip 1608	AA	R8688	9DK001-50201	J 15	1/16W Chip 1608	AA
R8299	9DK001-50162	J 56	1/16W Chip 1608	AA	R8689	9DK001-50173	J 470	1/16W Chip 1608	AA
R8302	9DK001-50178	J 1.2k	1/16W Chip 1608	AA	R8690	9DK001-50205	J 1.8k	1/16W Chip 1608	AA
R8304	9DK001-50162	J 56	1/16W Chip 1608	AA	R8691	9DK001-50205	J 1.8k	1/16W Chip 1608	AA
R8305	9DK001-50185	J 10k	1/16W Chip 1608	AA	R8692	9DK001-50159	J 22	1/16W Chip 1608	AA
R8313	9DK001-50162	J 56	1/16W Chip 1608	AA	R8693	9DK001-50159	J 22	1/16W Chip 1608	AA
R8317	9DK001-50185	J 10k	1/16W Chip 1608	AA	R8694	9DK001-50159	J 22	1/16W Chip 1608	AA
R8329	9DK001-50162	J 56	1/16W Chip 1608	AA	R8695	9DK001-50159	J 22	1/16W Chip 1608	AA
R8330	9DK001-50162	J 56	1/16W Chip 1608	AA	R8696	9DK001-50185	J 10k	1/16W Chip 1608	AA
R8332	9DK001-50179	J 2.2k	1/16W Chip 1608	AA	R8697	9DK001-50185	J 10k	1/16W Chip 1608	AA
R8340	9DK001-50185	J 10k	1/16W Chip 1608	AA	R8698	9DK001-50185	J 10k	1/16W Chip 1608	AA
R8343	9DK001-50159	J 22	1/16W Chip 1608	AA	R8699	9DK001-50185	J 10k	1/16W Chip 1608	AA
R8362	9DK001-50162	J 56	1/16W Chip 1608	AA	R8700	9DK001-50218	J 20k	1/16W Chip 1608	AA
R8365	9DK001-50185	J 10k	1/16W Chip 1608	AA	R8701	9DK001-50257	J 75	1/16W Chip 1608	AA
R8366	9DK001-50162	J 56	1/16W Chip 1608	AA	R8702	9DK001-51030	J 10k	1/16W Resistor Array	AD
R8368	9DK001-50162	J 56	1/16W Chip 1608	AA	R8704	9DK001-50185	J 10k	1/16W Chip 1608	AA
R8387	9DK001-50162	J 56	1/16W Chip 1608	AA	R8705	9DK001-50186	J 22k	1/16W Chip 1608	AA
R8395	9DK001-50178	J 1.2k	1/16W Chip 1608	AA	R8708	9DK001-51030	J 10k	1/16W Resistor Array	AD
					R8730	9DK001-50175	J 680	1/16W Chip 1608	AA
					R8731	9DK001-50271	J 620	1/16W Chip 1608	AA
					R8733	9DK001-50185	J 10k	1/16W Chip 1608	AA
					R8734	9DK001-50185	J 10k	1/16W Chip 1608	AA

Ref. No.	Part No.	★	Description	Code	Ref. No.	Part No.	★	Description	Code
CPCi-0042CE02									
PC I/FUNIT(Continued)									
R8735	9DK001-50185	J 10k	1/16W Chip 1608	AA	R8878	9DK001-50110	J 0	1/10W Chip 2125	AB
R8736	9DK001-50185	J 10k	1/16W Chip 1608	AA	R8880	9DK001-50149	J 0	1/16W Chip 1608	AB
R8737	9DK001-50185	J 10k	1/16W Chip 1608	AA	R8881	9DK001-50149	J 0	1/16W Chip 1608	AB
R8738	9DK001-50185	J 10k	1/16W Chip 1608	AA	R8883	9DK001-50149	J 0	1/16W Chip 1608	AB
R8739	9DK001-50185	J 10k	1/16W Chip 1608	AA	R8885	9DK001-50149	J 0	1/16W Chip 1608	AB
R8740	9DK001-50185	J 10k	1/16W Chip 1608	AA	R8887	9DK001-50149	J 0	1/16W Chip 1608	AB
R8741	9DK001-50149	J 0	1/16W Chip 1608	AB	R8889	9DK001-50113	J 0	1/4W Chip 3216	AB
R8742	9DK001-50159	J 22	1/16W Chip 1608	AA	R8889	9DK001-50113	J 0	1/4W Chip 3216	AB
R8743	9DK001-50273	J 1.8k	1/16W Chip 1608	AB	R8892	9DK001-50165	J 100	1/16W Chip 1608	AA
R8745	9DK001-50149	J 0	1/16W Chip 1608	AB	R8893	9DK001-50179	J 2.2k	1/16W Chip 1608	AA
R8747	9DK001-50149	J 0	1/16W Chip 1608	AB	R8894	9DK001-50210	J 33k	1/16W Chip 1608	AA
R8749	9DK001-50149	J 0	1/16W Chip 1608	AB	R8896	9DK001-50191	J 150	1/16W	AB
R8750	9DK001-50177	J 1k	1/16W Chip 1608	AA	R8897	9DK001-50161	J 47	1/16W	AA
R8751	9DK001-50177	J 1k	1/16W Chip 1608	AA	R8898	9DK001-50185	J 10k	1/16W Chip 1608	AA
R8752	9DK001-50170	J 270	1/16W Chip 1608	AA	R8899	9DK001-50272	J 12k	1/16W	AA
R8753	9DK001-50170	J 270	1/16W Chip 1608	AA	R8900	9DK001-50169	J 220	1/16W Chip 1608	AA
R8754	9DK001-50111	J 75	1/4W Chip 3216	AB	R8904	9DK001-50149	J 0	1/16W Chip 1608	AB
R8755	9DK001-50111	J 75	1/4W Chip 3216	AB	R8905	9DK001-50204	J 150	1/16W Chip 1608	AA
R8756	9DK001-50111	J 75	1/4W Chip 3216	AB	R8906	9DK001-50204	J 150	1/16W Chip 1608	AA
R8757	9DK001-50149	J 0	1/16W Chip 1608	AB	R8907	9DK001-50204	J 150	1/16W Chip 1608	AA
R8758	9DK001-50149	J 0	1/16W Chip 1608	AB	R8908	9DK001-50204	J 150	1/16W Chip 1608	AA
R8759	9DK001-50177	J 1k	1/16W Chip 1608	AA	R8909	9DK001-50204	J 150	1/16W Chip 1608	AA
R8760	9DK001-50177	J 1k	1/16W Chip 1608	AA	R8910	9DK001-50204	J 150	1/16W Chip 1608	AA
R8763	9DK001-50149	J 0	1/16W Chip 1608	AB	R8911	9DK001-50121	J 10	1/10W	AB
R8764	9DK001-50149	J 0	1/16W Chip 1608	AB	R8912	9DK001-50110	J 0	1/10W Chip 2125	AB
R8765	9DK001-50149	J 0	1/16W Chip 1608	AB	SWITCH				
R8787	9DK001-50244	J 3.9k	1/16W Chip 1608	AA	S8001	9DK001-70012	J	SSSS812-B-2B	AL
R8788	9DK001-50177	J 1k	1/16W Chip 1608	AA	MISCELLANEOUS PARTS				
R8789	9DK001-50177	J 1k	1/16W Chip 1608	AA	L8020	9DK001-81050	J	Ferrite Bead BLM21B201SPT	AG
R8790	9DK001-50179	J 2.2k	1/16W Chip 1608	AA	L8021	9DK001-81050	J	Ferrite Bead BLM21B201SPT	AG
R8791	9DK001-50244	J 3.9k	1/16W Chip 1608	AA	FB8004	9DK001-50110	J 0	1/10W Chip 2125	AB
R8792	9DK001-50179	J 2.2k	1/16W Chip 1608	AA	FB8005	9DK001-50110	J 0	1/10W Chip 2125	AB
R8793	9DK001-50110	J 0	1/10W Chip 2125	AB	FB8006	9DK001-50110	J 0	1/10W Chip 2125	AB
R8794	9DK001-50110	J 0	1/10W Chip 2125	AB	FB8010	9DK001-50110	J 0	1/10W Chip 2125	AB
R8795	9DK001-50110	J 0	1/10W Chip 2125	AB	FB8011	9DK001-50110	J 0	1/10W Chip 2125	AB
R8796	9DK001-50110	J 0	1/10W Chip 2125	AB	FB8012	9DK001-50110	J 0	1/10W Chip 2125	AB
R8797	9DK001-50110	J 0	1/10W Chip 2125	AB	FB8013	9DK001-81056	J	Ferrite Bead BML11A102S	AD
R8798	9DK001-50110	J 0	1/10W Chip 2125	AB	FB8014	9DK001-81056	J	Ferrite Bead BML11A102S	AD
R8799	9DK001-50110	J 0	1/10W Chip 2125	AB	P8001	9DK001-60053	J	74320-1004	AZ
R8800	9DK001-50110	J 0	1/10W Chip 2125	AB	P8404	9DK001-60030	J	179031-2	AT
R8801	9DK001-50110	J 0	1/10W Chip 2125	AB	P8405	9DK001-60030	J	179031-2	AT
R8802	9DK001-50110	J 0	1/10W Chip 2125	AB	P8502	9DK001-60030	J	179031-2	AT
R8803	9DK001-50110	J 0	1/10W Chip 2125	AB	TP8001	9DK001-84014	J	Lug, Test point	AE
R8804	9DK001-50110	J 0	1/10W Chip 2125	AB	TP8002	9DK001-84014	J	Lug, Test point	AE
R8805	9DK001-50110	J 0	1/10W Chip 2125	AB	TP8003	9DK001-84014	J	Lug, Test point	AE
R8806	9DK001-50110	J 0	1/10W Chip 2125	AB					
R8807	9DK001-50110	J 0	1/10W Chip 2125	AB					
R8808	9DK001-50110	J 0	1/10W Chip 2125	AB					
R8809	9DK001-50110	J 0	1/10W Chip 2125	AB					
R8810	9DK001-50110	J 0	1/10W Chip 2125	AB					
R8811	9DK001-50110	J 0	1/10W Chip 2125	AB					
R8812	9DK001-50110	J 0	1/10W Chip 2125	AB					
R8813	9DK001-50110	J 0	1/10W Chip 2125	AB					
R8814	9DK001-50110	J 0	1/10W Chip 2125	AB					
R8815	9DK001-50110	J 0	1/10W Chip 2125	AB					
R8816	9DK001-50110	J 0	1/10W Chip 2125	AB					
R8817	9DK001-50110	J 0	1/10W Chip 2125	AB					
R8818	9DK001-50110	J 0	1/10W Chip 2125	AB					
R8847	9DK001-50173	J 470	1/16W Chip 1608	AA					
R8848	9DK001-50212	J 100k	1/16W Chip 1608	AA					
R8856	9DK001-50110	J 0	1/10W Chip 2125	AB					
R8857	9DK001-50110	J 0	1/10W Chip 2125	AB					
R8860	9DK001-50171	J 330	1/16W	AA					
R8862	9DK001-50165	J 100	1/16W Chip 1608	AA					
R8864	9DK001-50177	J 1k	1/16W Chip 1608	AB					
R8866	9DK001-50177	J 1k	1/16W Chip 1608	AA					
R8867	9DK001-50275	J 6.8	1/10W Chip 2125	AB					
R8868	9DK001-50275	J 6.8	1/10W Chip 2125	AB					
R8869	9DK001-50275	J 6.8	1/10W Chip 2125	AB					
R8873	9DK001-50110	J 0	1/10W Chip 2125	AB					
R8875	9DK001-50162	J 56	1/16W	AB					

Ref. No.	Part No.	★	Description	Code	Ref. No.	Part No.	★	Description	Code
CABINET AND MECHANICAL PARTS									
1	<i>Not Available</i>	—	Top Cabinet Ass'y	—	3-4-5	LHLDZ2158CEKZ	J	Holder	AE
1-1	DBDYT1129CE02	J	Top Cabinet Ass'y	BS	3-4-6	LX-NZ3102CEFW	J	Nut	AB
1-1-1	<i>Not Available</i>	—	Top Cabinet	—	3-4-7	PCOVM9032CEKZ	J	Dust Cover, x2	AF
1-1-3	LHLDZ2037CEKZ	J	Holder (L)	AD	3-4-8	PFILD0117CEZZ	J	Filter	AF
1-1-4	LHLDZ2038CEKZ	J	Holder (R)	AD	3-5	GCOVA1218CEZZ	J	Cover	AA
1-1-5	PSPAT0062CEZZ	J	Spacer, x2	AB	3-6	GCOVH1302CEKC	J	Cover, x4	AD
1-1-6	PSPAT0067CEZZ	J	Spacer, x2	AC	3-7	GLEGP1032CEKA	J	Adjuster-Right	BA
1-2	CBDYF1112CE01	J	Front Cabinet Ass'y	BN	3-8	GLEGP3031CEKA	J	Adjuster-Left	BA
1-2-1	<i>Not Available</i>	—	Front Cabinet	—	3-9	LANGF9534CEFW	J	Angle, x3	AD
1-2-2	GCOVA1868CESA	J	R/C Cover, Front	AD	3-10	LANGK0644CEFD	J	Angle (RR)	AG
1-2-3	GCOVA1870CESA	J	LED Cover, x4	AD	3-11	LANGK0686CEFD	J	Angle (FR)	AN
1-2-4	HPNC-0450CE00	J	Punching	AL	3-12	LANGK0687CEFD	J	Angle (FL)	AM
1-2-5	PSPAT0050CEZZ	J	Teflon Tape, x2	AB	3-13	LANGK0688CEFD	J	Angle (RL)	AP
1-2-6	PSPAT0064CEZZ	J	Teflon Tape, x2	AB	3-14	LHLDZ2159CEKZ	J	Holder	AE
1-4	GCOVA1784CEKA	J	Filter Cover	AR	3-15	PCOVQ1002CEKZ	J	AC Switch Cover	AF
1-5	PFILD0108CEZZ	J	Filter	BB	3-16	PCOVQ1003CEKZ	J	Cover	AF
1-6	QSW-Z0524CEZZ	J	Operation Unit	AZ	3-17	PZETK0066CEKZ	J	AC Switch Barrier	AE
1-7	XEPSD30P10000	J	Screw, x7	AA	3-18	QCNW-5578CEZZ	J	AC Power Switch	AY
1-8	LANGF9551CEFW	J	Leaf Switch Angle	AD	3-19	QCNW-5596CEZZ	J	Wire	AG
1-9	XEPSD40P12000	J	Screw, x4	AA	3-20	VSP9050PB218A	J	Speaker, x2	AN
1-10	QCNW-5581CEZZ	J	Wire	AK	3-21	XEBSD30P10000	J	Screw, x2	AA
1-11	QCNW-5757CEZZ	J	Wire	AR	3-22	XEPSD40P16000	J	Screw, x31	AA
1-12	LHLDW1173CEZZ	J	Holder	AD	3-23	XEPSD40P20000	J	Screw, x8	AB
1-13	PSPAT0061CEZZ	J	Teflon Tape	AC	3-24	XJPSD30P10WS0	J	Screw, x8	AA
1-16	XBPSF26P06000	J	Screw, x2	AA	△ 4	CBiM-0001DE32	J	Bimetal Ass'y (R)	AW
1-17	XEPSD30P12000	J	Screw	AA	△ 5	CBiM-0001DE33	J	Bimetal Ass'y (L)	AX
1-18	LANGK0603CEFW	J	Leaf Switch Angle	AE	6	<i>Refer to Optics Mechanism Parts</i>			
1-19	PCOVM0104CEKZ	J	Dust Cover	AB	7	CCOVA1786CE01	J	Lens Cover, Bottom Ass'y	AY
2	<i>Not Available</i>	—	Rear Cabinet Ass'y	—	7-1	<i>Not Available</i>	—	Lens Cover, Bottom	—
2-1	DBDYR1077CE02	J	Rear Cabinet Ass'y	BL	7-2	PMLT-0340CEZZ	J	Spacer	AG
2-1-1	<i>Not Available</i>	—	Rear Cabinet	—	8	<i>Not Available</i>	—	Lamp Cover Ass'y	—
2-1-2	HiNDP5542CESA	J	AC SW Indication	AD	8-1	DCOVA1787CE02	J	Lamp Cover Ass'y	BF
2-1-3	LX-NZ3144CEFW	J	Nut	AC	8-1-1	<i>Not Available</i>	—	Lamp Cover	—
2-1-5	PSPAT0021CEZZ	J	Teflon Tape, x2	AC	8-1-2	HiNDP5652CESA	J	Caution Label	AD
2-1-6	HiNDP5657CESA	J	Label	AD	8-1-3	PSPAT0063CEZZ	J	Teflon Tape, x4	AC
2-2	GCOVA1869CESA	J	R/C Cover, Rear	AD	8-2	LX-BZ1009CEFN	J	Screw	AE
3	<i>Not Available</i>	—	Bottom Cabinet Ass'y	—	8-3	MSPRC0202CEFW	J	Spring	AB
3-1	<i>Not Available</i>	—	Right Cabinet Ass'y	—	8-4	XRESJ30-06000	J	E-Ring	AA
3-1-1	DBDYS1082CE01	J	Right Cabinet Ass'y	BN	9	CCOVA1789CE01	J	Terminal Cover Ass'y	BA
3-1-1-1	<i>Not Available</i>	—	Right Cabinet	—	9-1	<i>Not Available</i>	—	Terminal Cover	—
3-1-1-2	PSPAH1005CE00	J	Spacer	AC	9-2	LX-BZ3428CE01	J	Screw, x2	AD
3-1-1-3	PSPAT0062CEZZ	J	Teflon Tape, x2	AB	10	CCOVA1867CE01	J	Terminal Cover Ass'y (OP)	AU
3-1-2	HPNC-0448CESA	J	Speaker Punching	AM	10-1	<i>Not Available</i>	—	Terminal Cover (OP)	—
3-1-3	JHND A1047CESA	J	Handle	BM	10-2	HiNDP5540CESA	J	Indication	AF
3-1-4	LANGF9531CEFW	J	Angle, x2	AG	11	CCOVA1873CE02	J	Shutter Ass'y	AR
3-1-5	NSFTH0019CEFW	J	Handle Shaft, x2	AF	11-1	<i>Not Available</i>	—	Shutter (Upper)	—
3-1-6	XBPSD40P12J00	J	Screw, x4	AA	11-2	<i>Not Available</i>	—	Shutter (Lower)	—
3-1-7	XRESJ40-06000	J	E-Ring, x2	AA	11-3	PSPAT0069CEZZ	J	Teflon Tape, x2	AC
3-2	<i>Not Available</i>	—	Left Cabinet Ass'y	—	11-4	TLABH1397CEZZ	J	Caution Label	AF
3-2-1	DBDYS1083CE02	J	Left Cabinet Ass'y	BP	12	<i>Not Available</i>	—	Intake Fan Duct Ass'y	—
3-2-1-1	<i>Not Available</i>	—	Left Cabinet	—	12-1	NFANS0019CE00	J	Intake Fan	BA
3-2-1-2	HiNDP5619CESA	J	Inlet Indication	AK	12-2	PDUC-0107CEKZ	J	Duct, Top	AM
3-2-1-3	HiNDP5539CESA	J	Terminal Indication	AK	12-3	PDUC-0108CEKZ	J	Duct, Bottom	AM
3-2-1-4	LHLDW1173CEZZ	J	Holder	AD	12-4	PMLT-0376CEZZ	J	Spacer	AC
3-2-1-5	LX-NZ3144CEFW	J	Nut, x2	AC	12-5	PSPAT0023CEZZ	J	Teflon, Tape	AC
3-2-1-6	PSPAH1005CE00	J	Spacer	AC	12-6	PMLT-0380CEZZ	J	Spacer, x4	AB
3-2-1-7	PSPAT0062CEZZ	J	Teflon Tape, x2	AB	12-7	RH-HZ0082CEZZ	J	Thermister	AP
3-2-2	HPNC-0448CESA	J	Speaker Punching	AM	12-8	XEBSD40P08000	J	Screw	AA
3-3	<i>Not Available</i>	—	Door Ass'y	—	12-9	XEPSD30P10000	J	Screw, x2	AA
3-3-1	DDORU1009CE01	J	Door Ass'y	AS	12-10	XUPSD40P40000	J	Screw, x2	AB
3-3-1-1	<i>Not Available</i>	—	Door	—	13	<i>Not Available</i>	—	Relay Duct Ass'y	—
3-3-1-2	PSPAT0050CEZZ	J	Teflon Tape, x4	AB	13-1	PDUC-0109CEKZ	J	Relay Duct, Top	AL
3-3-2	LX-BZ3366CEFN	J	Screw	AD	13-2	PDUC-0110CEKZ	J	Relay Duct, Bottom	AF
3-3-3	XRESJ30-06000	J	E-Ring	AA	13-3	PMLT-0378CEZZ	J	Spacer	AC
3-4	DBDYU1085CE02	J	Bottom Cabinet Ass'y	BX	13-4	PMLT-0379CEZZ	J	Spacer	AC
3-4-1	<i>Not Available</i>	—	Bottom Cabinet	—	13-5	XEPSD30P10000	J	Screw, x2	AA
3-4-2	HiNDP5620CESA	J	Four Language Indication	AE					
3-4-3	HiNDP5618CESA	J	Model Label	AE					
3-4-4	LHLDW1028GEZZ	J	Holder, x2	AB					

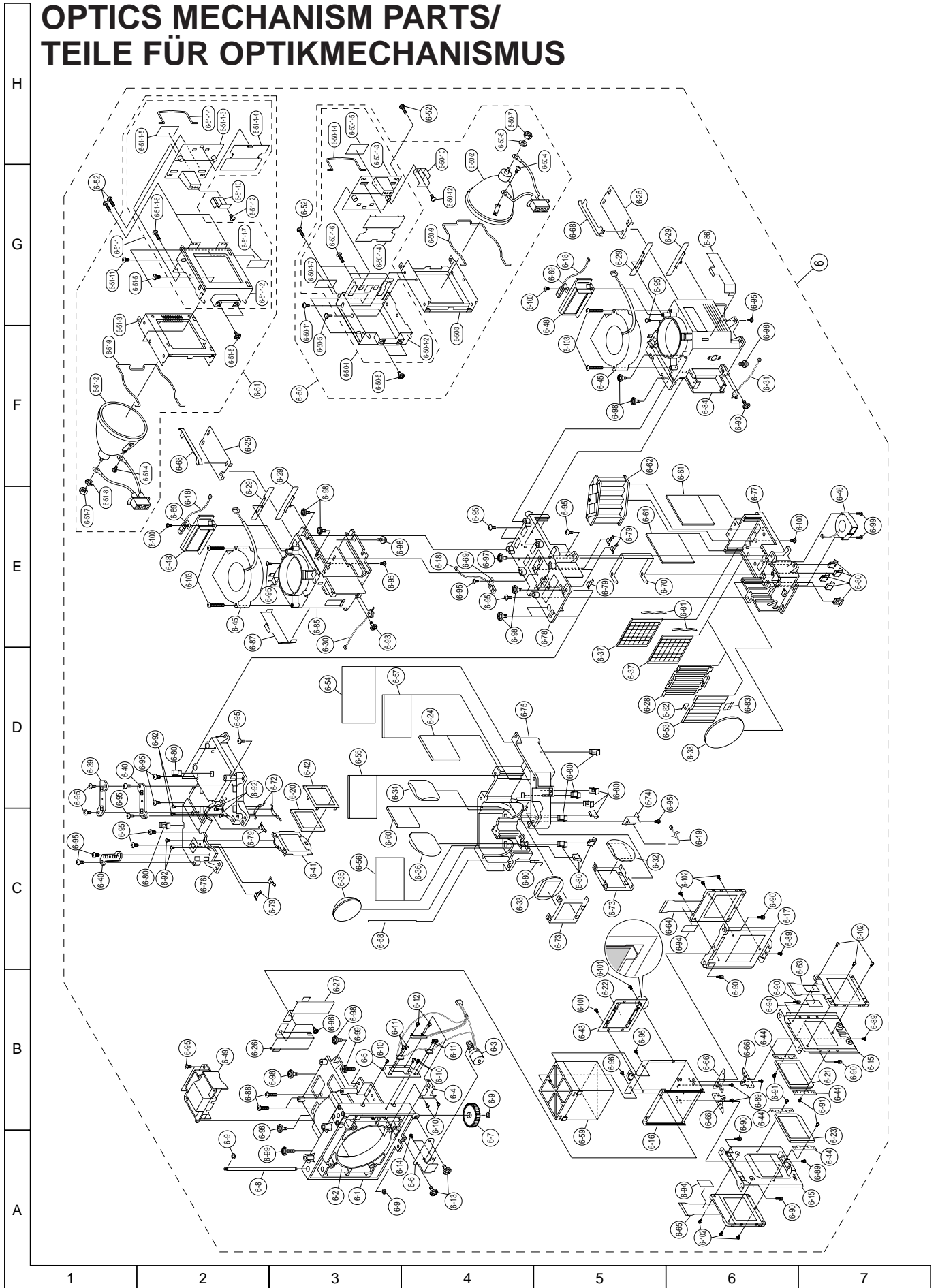
Ref. No.	Part No.	★	Description	Code	Ref. No.	Part No.	★	Description	Code
CABINET AND MECHANICAL PARTS									
(continued)									
16	CCOVA1785CE01	J	Lens Cover, Top Ass'y	AY	90	NSFTZ0145CEFW	J	Shaft	AD
16-1	<i>Not Available</i>	-	Lens Cover, Top	—	91	NSFTZ0159CEFW	J	Shaft	AD
16-2	HiNDP5405CESA	J	Lens Caution Label	AE	92	NSFTZ0161CEFW	J	Shaft, x4	AD
16-3	PMLT-0339CEZZ	J	Spacer	AF	93	PSLDM4548CEFW	J	Shield	AQ
					94	PZETK0067CEKZ	J	Shield	AE
					95	XBPSD30P08R00	J	Screw, x2	AB
17	<i>Not Available</i>	-	Output Unit	—	96	CHLDZ2110CE01	J	Shutter Holder Ass'y	AH
18	<i>Not Available</i>	-	Output Sub Unit	—	96-1	LHLDZ2110CEKZ	J	Shutter Holder	AF
19	<i>Not Available</i>	-	Signal Unit	—	96-2	PSPAT0060CEZZ	J	Teflon Tape	AE
20	<i>Not Available</i>	-	R/C Receiver-1 Unit	—	97	PSLDM4551CEFW	J	Shield	AR
21	<i>Not Available</i>	-	R/C Receiver-2 Unit	—	98	QEARP0100CEFW	J	Earth Shield	AK
22	<i>Not Available</i>	-	LED Unit	—	99	QEARP0116CEFW	J	Earth Shield	AF
23	<i>Not Available</i>	-	Input Unit	—	100	XEPSD30P10000	J	Screw	AA
24	<i>Not Available</i>	-	Inlet Unit	—	101	PDUC-0111CEKZ	J	Cover, Top	AK
25	<i>Not Available</i>	-	Power Unit	—		9FJ0S07003060	J	Screw	AB
26	<i>Not Available</i>	-	PC I/F Unit	—		LHLDW1064CEZZ	J	Holder	AB
29	NFANR0105CE00	J	Fan	AY		LHLDW1080CEZZ	J	Holder	AA
30	QEARP0101CEFW	J	Option Spring	AF					
31	PSLDM4551CEFW	J	Shielding Plate	AR					
32	NFANS0013CE00	J	Fan	AY					
33	LANGU9056CEFW	J	Angle	AH					
34	LANGF9529CEFW	J	Angle, x2	AL					
35	LHLDZ2165CEKZ	J	Socket Holder, x2	AG					
36	LX-HZ3106CEFD	J	Screw, x4	AB					
37	RDENC0301CEZZ	J	Ballast-1 Unit	CC					
			(The Ballast Unit is supplied only as an assembly.)						
38	RDENC0302CEZZ	J	Ballast-2 Unit	CC					
			(The Ballast Unit is supplied only as an assembly.)						
39	9FJON00002070	J	Case Base	AX					
40	9FJOG20002970	J	Circuit Board Spacer	AD					
41	9FJOS89000100	J	Screw	AB					
42	9FJOS89000070	J	Screw	AC					
43	9FJON00002080	J	Case Cover	AP					
45	9FJ0A11901640	J	Insulation Barrier	AL					
46	9FJOM41001200	J	FAN, x2	AZ					
47	9FJOS08004200	J	Screw	AC					
48	9FJON00002050	J	Case Base	AS					
49	9FJON00002060	J	Case Cover	AS					
50	9FJOS89000100	J	Screw	AB					
51	9FJOS89000070	J	Screw	AC					
52	9FJOS07003060	J	Screw	AB					
53	NSFTZ0160CEFW	J	Shaft, x4	AD					
54	LHLDW1003GEZZ	J	Holder	AA					
55	LHLDW1008GEZZ	J	Holder	AA					
59	LX-BZ3424CEFD	J	Screw, x2	AB					
60	PSPAZ0386CE00	J	Spacer, x2	AC					
61	XBPSD26P04000	J	Screw, x3	AA					
62	XBPSD30P06R00	J	Screw	AB					
64	XBPSD30P10000	J	Screw, x4	AA					
65	XBPSD30P25JS0	J	Screw	AA					
66	XBPSD40P12J00	J	Screw, x2	AA					
67	XBPSD40P35JS0	J	Screw	AA					
68	XBPSN30P10000	J	Screw, x13	AA					
70	XEBSD30P08000	J	Screw, x2	AA					
71	XEBSD30P10000	J	Screw, x9	AA					
72	XEBSD40P25000	J	Screw, x12	AA					
73	XEPSD30P06000	J	Screw, x2	AA					
74	XEPSD40P16000	J	Screw, x15	AA					
75	XEPSN30P10000	J	Screw	AA					
76	XEPSN40P14000	J	Screw, x29	AB					
77	XEPSN40P20000	J	Screw, x2	AB					
80	PSLDM4550CEFW	J	Shield	AG					
81	LANGU9055CEFN	J	Angel	AK					
83	HiNDP5543CEZZ	J	Serial No. Label	AD					
84	LANGF9535CEFW	J	Angle	AD					
85	LANGF9536CEFW	J	Angle	AE					
86	LANGF9651CEFW	J	Angle	AE					
87	LANGH0157CEFW	J	Angle	AE					
88	LANGU9054CEFW	J	Angle	AF					
89	LANGU9057CEFW	J	Angle	AE					

CABINET AND MECHANICAL PARTS / GEÄUSE UND MECHANISCHE BAUTEILE



Ref. No.	Part No.	★	Description	Code	Ref. No.	Part No.	★	Description	Code
OPTICS MECHANISM PARTS									
6	CCHSK0087CE01	J	Optics Macha Ass'y	**	6-51-1-1	LHLDZ3086CEFW	J	Handle	AE
6-1	CHLDZ3095CE01	J	Prism Holder Ass'y	CA	6-51-1-2	PCASZ1037CEKZ	J	Lamp Case	AR
6-2	CHLDZ3096CE01	J	L-Mount Ass'y	BS	6-51-1-3	PCOVZ1081CEKZ	J	Case Base	AM
6-3	C MOTM0000CE01	J	Motor Ass'y	BR	6-51-1-4	PSLDH3083CEFW	J	Shielding Plate	AE
6-4	LANGU9070CEFW	J	Lever	AG	6-51-1-5	TLABZ0742CEZZ	J	Caution Label	AA
6-5	LANGU9071CEFW	J	Angle	AH	6-51-1-6	XEPSD30P10000	J	Screw, x2	AA
6-6	LANGU9072CEFW	J	Angle	AG	6-51-1-7	TLABZ0758CEZZ	J	Caution Label	AD
6-7	NGERH0000CEZZ	J	Gear	AS	△ 6-51-2	CLMPF0064CE01	J	Lamp/Mirror Ass'y	CL
6-8	NSFTT0001CEFW	J	Guide	AU	6-51-3	LANGU9058CEZZ	J	Angle	AU
6-9	LX-WZ1028CEZZ	J	Washer, x3	AB	6-51-4	LX-BZ3270CEFN	J	Screw	AA
6-10	XSPSF20P05000	J	Screw, x5	AA	6-51-5	LX-BZ3427CEFD	J	Screw, x2	AC
6-11	XSPSD20P08000	J	Screw, x4	AA	6-51-6	LX-HZ3106CEFD	J	Screw, x2	AB
6-12	XSPSF17P04000	J	Screw, x2	AA	6-51-7	LX-NZ3108CEFN	J	Nut	AA
6-13	XBPSD30P08JS0	J	Screw, x2	AA	6-51-8	LX-WZ3102CEFN	J	Washer	AA
6-14	XBPSD30P04J00	J	Screw, x2	AA	6-51-9	MSPRK0059CEFW	J	Spring	AH
6-15	CANGT2136CE01	J	R/B Adjusting Plate, x2	AS	6-51-10	PCOVZ1092CEKZ	J	Cover	AF
6-16	LANGG1190CEFW	J	Guide Plate	AV	6-51-11	XBBSD40P08000	J	Screw, x3	AA
6-17	LANGT2137CEFW	J	G Adjusting Plate	AP	6-51-12	XEPSD30P10000	J	Screw	AA
6-18	RH-HZ0080CEZZ	J	Thermister, x3	AL	6-52	XBTSC40P12000	J	Screw, x6	AB
6-19	RH-HZ0081CEZZ	J	Thermister	AL	6-53	PMiR-0254CEZZ	J	PBS	CE
6-20	PFILW0231CEZZ	J	Polarizer Input Filter-B	BT	6-54	PMiR-0255CEZZ	J	Mirror-M2	BH
6-21	PFILW0269CEZZ	J	Polarizer Output Filter-R	BS	6-55	PMiR-0256CEZZ	J	Mirror-M3	BD
6-22	PFILW0267CEZZ	J	Polarizer Output Filter-G	BS	6-56	PMiR-0257CEZZ	J	Mirror-M4	AM
6-23	PFILW0268CEZZ	J	Polarizer Output Filter-B	BK	6-57	PMiR-0258CEZZ	J	Mirror-M5	AM
6-24	PFILW0266CEZZ	J	UV Filter	BK	6-58	PMiR-0259CEZZ	J	Mirror-M6	AK
6-25	PSLDH3084CEFW	J	Shielding Plate, x2	AF	6-59	PMiR-0260CEZZ	J	Cross Prism	CR
6-26	PSLDP0105CEZZ	J	Light Shielding Plate (R)	AF	6-60	PMiR-0261CEZZ	J	B Trim Filter	BA
6-27	PSLDP0106CEZZ	J	Light Shielding Plate (L)	AF	6-61	PMiR-0262CEZZ	J	UV-IR Filter, x2	BD
6-28	PSLDP3074CEFW	J	PBS Aperture	AG	6-62	PMiR-0263CEZZ	J	Mirror Prism	BZ
6-29	PSLDP3079CEFW	J	Shielding Plate, x4	AK	6-63	RLCDP0099CEZZ	J	LCD Module Unit, Red	FE
6-30	QCNW-5584CEZZ	J	Wire (LL)	AG	6-64	RLCDP0100CEZZ	J	LCD Module Unit, Green	FE
6-31	QCNW-5585CEZZ	J	Wire (RL)	AG	6-65	RLCDP0101CEZZ	J	LCD Module Unit, Blue	FE
6-32	PLNS-0180CEZZ	J	L2 (R)	BK	6-66	LANGG1126CEFW	J	Adjusting plate, x3	AG
6-33	PLNS-0181CEZZ	J	L2 (G)	BS	6-68	LANGG1193CEFW	J	Lamp Guide Angle, x2	AE
6-34	PLNS-0199CEZZ	J	G01	BE	6-69	LANGK0738CEFW	J	Angle, for Temp. Sensor, x3	AM
6-35	PLNS-0200CEZZ	J	G02	BQ	6-70	LANGK0740CEFW	J	PBS Adjust	AF
6-36	PLNS-0201CEZZ	J	G03	BD	6-72	LANGU9064CEFW	J	L2 Adjusting Plate, x2	AD
6-37	PLNS-0202CEZZ	J	Flyeye Lens, x2	BK	6-73	LANGU9065CEFW	J	L2 Fitting Plate, x2	AE
6-38	PLNS-0203CEZZ	J	L1	BD	6-74	LANGU9068CEFW	J	Angle, for Temp. Sensor	AF
6-39	LHLDZ3087CEZZ	J	M3 Adjust Lever Ass'y	AK	6-75	LCHSK0090CEKZ	J	Optics Mecha, Base	BC
6-40	LHLDZ3088CEZZ	J	M5/M6 Adjust Lever Ass'y, x2	AK	6-76	LCHSK0091CEKZ	J	Optics Mecha, Cover	BA
6-41	LHLDZ3089CEFW	J	Adjusting Plate	AD	6-77	LCHSK0092CEK1	J	Light Base	AZ
6-42	LHLDZ3090CEFW	J	Fitting Plate	AF	6-78	LCHSK0093CEK1	J	Light Cover	AZ
6-43	LHLDZ3092CEFF	J	Holder	AK	6-79	MSPRK0065CEFW	J	Lens Fitting Spring, x7	AC
6-44	LHLDZ3094CEFF	J	Holder, x4	AE	6-80	MSPRP1198CEFW	J	Mirror Fitting Spring, x17	AD
6-45	NFANS0020CE00	J	Exhaust Fan, x2	BA	6-81	MSPRP1199CEFW	J	Flyeye Fitting Spring, x2	AD
6-46	NFANS0021CE00	J	PBS Fan	BA	6-82	PCOVZ1088CEZZ	J	Cover	AD
6-48	PDUC-0115CEKZ	J	Exhaust Duct, x2	AK	6-83	PCOVZ1089CEZZ	J	Cover	AD
6-49	PDUC-0116CEKZ	J	Duct, Bottom	AK	6-84	PCOVZ1082CEKZ	J	Lamp House (R)	AU
△ 6-50	BQC-XGV10WU/1	J	Lamp Unit-1	CQ	6-85	PCOVZ1083CEKZ	J	Lamp House (L)	AU
6-50-1	CCOVZ1081CE01	J	Lamp Case Base	AX	6-86	PCOVZ3020CEFW	J	Puncting	AH
6-50-1-1	LHLDZ3086CEFW	J	Handle	AE	6-87	PCOVZ3021CEFW	J	Puncting	AH
6-50-1-2	PCASZ1037CEKZ	J	Lamp Case	AR	6-88	LX-BZ3049GEFD	J	Screw, x3	AA
6-50-1-3	PCOVZ1081CEKZ	J	Case Base	AM	6-89	LX-BZ3370CEFD	J	Screw, x6	AB
6-50-1-4	PSLDH3083CEFW	J	Shielding Plate	AE	6-90	LX-BZ3388CEFD	J	Screw, x6	AE
6-50-1-5	TLABZ0742CEZZ	J	Caution Label	AA	6-91	LX-BZ3395CEFF	J	Screw, x4	AC
6-50-1-6	XEPSD30P10000	J	Screw, x2	AA	6-92	LX-BZ3435CEFD	J	Screw, x6	AB
6-50-1-7	TLABZ0758CEZZ	J	Caution Label	AD	6-93	LX-HZ3106CEFD	J	Screw, x2	AB
△ 6-50-2	CLMPF0064CE01	J	Lamp/Mirror Ass'y	CL	6-94	PSPAT0042CEZZ	J	Teflon Tape, x3	AD
6-50-3	LANGU9058CEZZ	J	Angle	AU	6-95	XBBSD30P08000	J	Screw, x24	AA
6-50-4	LX-BZ3270CEFN	J	Screw	AA	6-96	XBBSF30P05000	J	Screw, x4	AB
6-50-5	LX-BZ3427CEFD	J	Screw, x2	AC	6-97	XBPSD26P10JS0	J	Screw	AA
6-50-6	LX-HZ3106CEFD	J	Screw, x2	AB	6-98	XBPSD40P12JS0	J	Screw, x13	AA
6-50-7	LX-NZ3108CEFN	J	Nut	AA	6-99	XBPSD40P20JS0	J	Screw, x4	AA
6-50-8	LX-WZ3102CEFN	J	Washer	AA	6-100	XEBSD30P08000	J	Screw, x3	AA
6-50-9	MSPRK0059CEFW	J	Spring	AH	6-101	XiPSF20P02000	J	Screw, x2	AA
6-50-10	PCOVZ1092CEKZ	J	Cover	AF	6-102	XSSSF20P06000	J	Screw, x9	AA
6-50-11	XBBSD40P08000	J	Screw, x3	AA	6-103	XUPSD40P40000	J	Screw, x4	AB
6-50-12	XEPSD30P10000	J	Screw	AA					
△ 6-51	BQC-XGV10WU/1	J	Lamp Unit-2	CQ					
6-51-1	CCOVZ1081CE01	J	Lamp Case Base	AX					

OPTICS MECHANISM PARTS/ TEILE FÜR OPTIKMECHANISMUS



Ref. No. Part No. ★ Description Code

SUPPLIED ACCESSORIES

ACCESSORIES

△	CCOVA1789CE01	J	Terminal Cover	BA
△	PFILD0110CEZZ	J	Extra Air Filter	BB
	QACCB5024CENA	J	AC Cord(for UK)	AZ
	QACCV4002CEZZ	J	AC Cord(for Europe)	AZ
	QCNW-5304CEZZ	J	RGB Cable	AV
	QCNW-5113CEZZ	J	PS/2 Mouse Control Cable	AN
	QCNW-5680CEZZ	J	USB Mouse Control Cable	AP
	RUNTK0673CEZZ	J	Remote Mouse Receiver	BM
	RRMCG1565CESA	J	Wireless R/C Unit	BP
	UDSKA0027CEN1	J	CD-ROM	AQ
	TiNS-6975CEZZ	J	Operation Manual	AZ
	TiNS-6981CEZZ	J	Quick Reference-1	AH
	TiNS-6982CEZZ	J	Quick Reference-2	AH
	TiNS-6983CEZZ	J	Quick Reference-3	AG
	TiNS-6993CEZZ	J	CD-ROM Manual	AP

ACCESSORIES (NOT REPLACEMENT ITEM)

	TCAUZ3036CEZZ	-	Soft Wear Caution	—
	TGANE0050TAZZ	-	Guarantee Card (Australia)	—
	TCADE3003CEZZ	-	Question Card	—
	—	-	Two AA Size Batteries	—

Ref. No. Part No. ★ Description Code

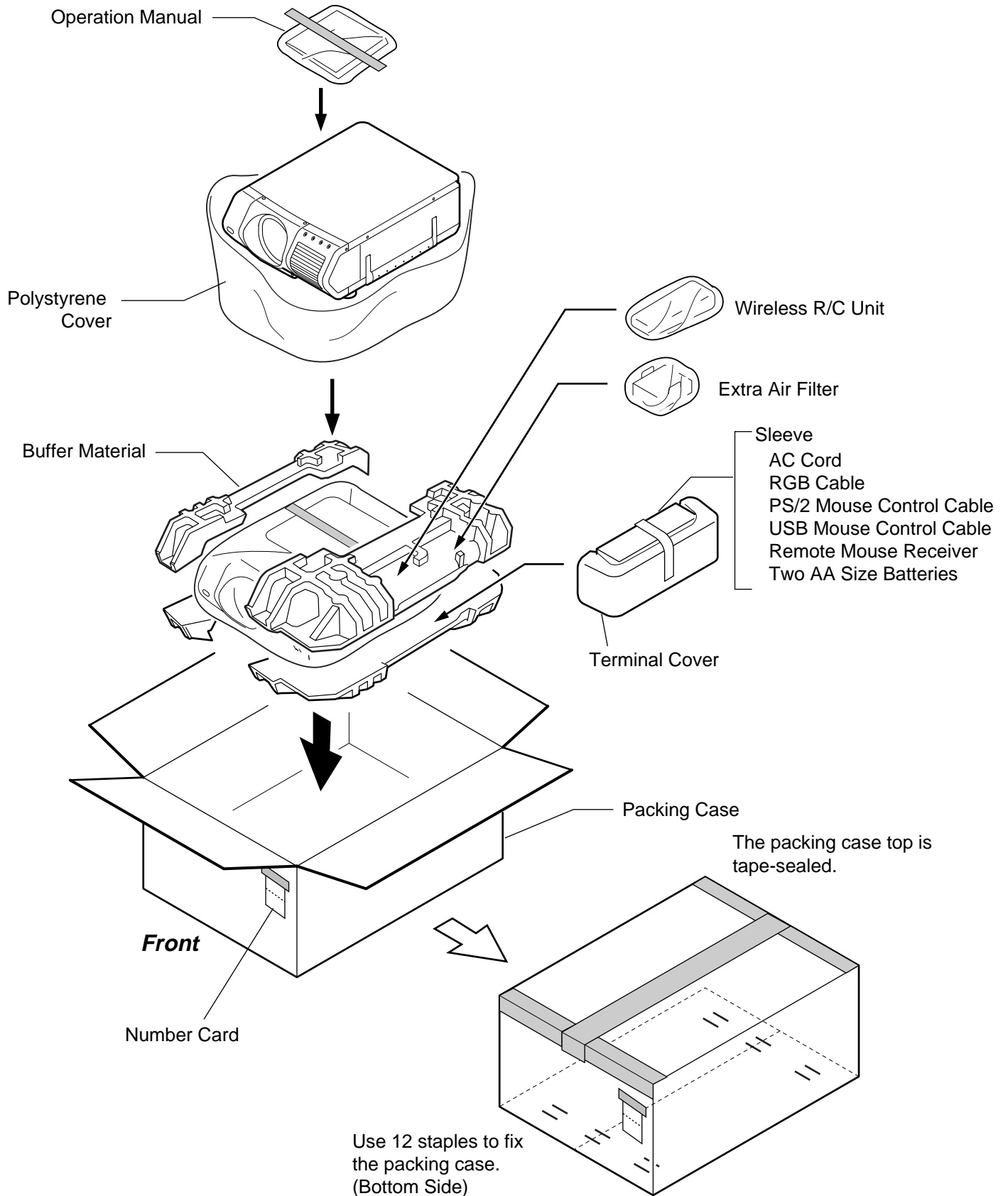
SERVICE JIGS (Use for servicing)

	9DASPN-XGNV1U	J	Spanna, 3.2mm (Off-set Cam Adjustment)	BL
	9EQDRIVER-NV1A	J	Off-set Driver (Focus Adjustment)	CA
	9EQDRIVER-NV1B	J	Screwdriver, (-) (Focus Adjustment)	BL
	9EQLNC-XGNV1U	J	Hexagon Wrench, 2mm (Convergence Adjustment)	BA
	QCNW-4851CEZZ	J	Extension Cable 60-pin Output (PA)-PC I/F (PA), Output (PB)-PC I/F (PB) Output (PC)-PC I/F (PC)	BX
	QCNW-4852CEZZ	J	Extension Cable 32-pin LCD Panel-Output	BH
	QCNW-5699CEZZ	J	Extension Cable 40-pin Signal (PI)-Input (PI) Signal (VI)-Input (VI) Signal (ES)-Optional SDI Unit (ES) or Optional 422 Unit (ES)	BT
	QCNW-5595CEZZ	J	Extension Cable 100-pin Signal (SA)-Output (SA)	CC
	QSW-Z0524CEZZ	J	Operation Unit	AZ

PACKING PARTS (NOT REPLACEMENT ITEM)

	SPAKC5291CEZZ	-	Packing Case	—
	SPAKP0841CEZZ	-	Polystyrene Cover	—
	SPAKX2865CEZZ	-	Buffer Material	—
	SPAKF0458CEZZ	-	Sleeve(Box for Accessories)	—
	TLABK0001TAZZ	-	Number Card	—
	TLABN0252CEZZ	-	Serial Number Label	—

PACKING OF THE SET / VERPACKEN DES GERÄTS

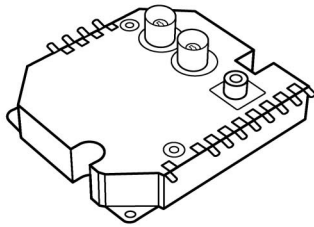


OPTIONAL BOARDS / WAHLWEISE PLATINE

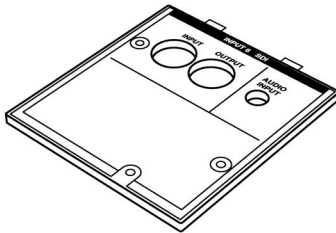
AN-SD1

SDI BOARD

Included Items



1 SDI BOARD

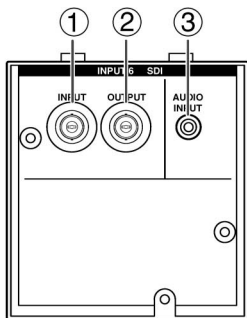


1 Plotter



7 Screws

Part Names



Warning:

SDI Board installation/uninstallation must be performed by authorised service personnel only.

Warning

This is a class A product. In a domestic environment this product may cause radio interference in which case the user may be required to take adequate measures.

The AN-SD1 serial digital interface (SDI) board can be installed in a Sharp projector to input and output SDI composite and component signals to and from D1, D2, D3, DVC Pro, Digital Betacam and other digital VTRs and video equipment. Before installing and using this SDI board, be sure to thoroughly read the operation manual accompanying the projector.

Part Names

- ① **SDI INPUT (BNC) terminal**
Connects to VTR and video equipment with SDI connections for inputting SMPTE 259M-A (composite SDI) and SMPTE 259M-C (component SDI) signals.
- ② **SDI OUTPUT (BNC) terminal**
Outputs digital signals input through the INPUT terminal when power on the projector and video equipment is on. (Active through output)
- ③ **AUDIO INPUT terminal (ø3.5 mm stereo minijack)**
Inputs analog audio signals.

NOTE

- The SDI INPUT terminal only decodes video signals.
- To input analog audio signals, use the AUDIO INPUT terminal.
- The following cables are recommended for use with the SDI INPUT/OUTPUT terminals: 5C-2V (JIS certified) or RG-6A/U (UL certified) coaxial cables.

Major Specifications

INPUT: BNC (1)
SMPTE 259M-A (serial digital NTSC composite),
SMPTE 259M-C (serial digital component)

OUTPUT: BNC (1), Active through output
SMPTE 259M-A (serial digital NTSC composite), SMPTE 259M-C (serial digital component)

AUDIO INPUT: ø3.5 mm stereo minijack (1)

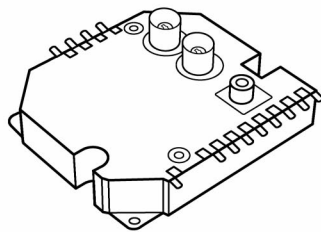
Checking the Status of the SDI Board

1. When the SDI board is installed, select "Options" from the menu screen. "SDI Board" will appear for the Option Board setting.
2. Select "SDI Board" and the SDI board status will be displayed.

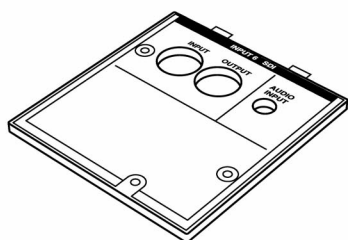
NOTE

- See the operation manual of your Sharp projector for details.

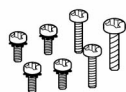
Mitgelieferte Gegenstände



1 SDI-BOARD

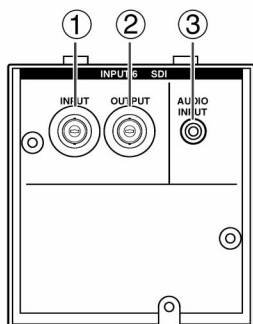


1 Plotter



7 Schrauben

Lage der Bedienelemente



Warnung:

Die Installation bzw. Entfernung des SDI-Boards darf nur durch autorisiertes Wartungspersonal vorgenommen werden.

Warnung

Dieses ist ein Computer-Produkt der Klasse A. In einem Wohnbereich kann dieses Produkt zu Interferenzen beim Radio- und Fernsehempfang führen, die durch den Benutzer dieses Produktes durch entsprechende Maßnahmen behoben werden sollten.

Das AN-SD1 serielle Digital-Interface-Board (SDI) kann in einem Projektor von Sharp für den Eingang und Ausgang von gemischten oder Komponenten-Signalen zu einem D1-, D2-, D3- DVC Pro-, Digital Betacam- oder anderen digitalen Videorekordern und Videogeräten verwendet werden. Lesen Sie vor der Installation und Verwendung des SDI-Boards die Bedienungsanleitung des Projektors von Sharp gründlich durch.

Lage der Bedienelemente

- ① **SDI INPUT (BNC)-Anschluß**
Anschluß von Videorekordern und Videogeräten mit SDI-Anschlüssen zur Eingabe von SMPTE 259M-A (Gemischtes SDI)- und SMPTE 259M-C (Komponenten-SDI)-Signalen.
- ② **SDI OUTPUT (BNC)-Anschluß**
Ausgabe von Digital-Signalen, die durch den INPUT-Anschluß eingegeben werden, wenn der Projektor und das Videogerät eingeschaltet sind. (Aktive Durchgangsverbinding)
- ③ **AUDIO INPUT-Anschluß (ø 3,5 mm Stereo-Minibuchse)**
Eingang für analoge Audiosignale.

HINWEIS

- Über den SDI INPUT-Anschluß werden nur Videosignale decodiert.
- Zur Eingabe von analogen Audiosignalen sollte der AUDIO INPUT-Anschluß verwendet werden.
- Die folgenden Kabel werden zur Verwendung mit den SDI INPUT/OUTPUT-Anschlüssen empfohlen: 5C-2V (JIS-zertifiziert)- oder RG-6A/U (UL-zertifiziert)-Koaxial-Kabel.

Technische Daten

- EINGANG: BNC (1)
SMPTE 259M-A (serielles Digital-NTSC-Signalgemisch), SMPTE 259M-C (serielles Digital-Komponenten-Signal)
- AUSGANG: BNC (1), Aktive Durchgangsverbinding
SMPTE 259M-A (serielles Digital-NTSC-Signalgemisch), SMPTE 259M-C (serielles Digital-Komponenten-Signal)
- AUDIO EINGANG: ø 3,5 mm Stereo-Minibuchse (1)

Überprüfen des Status des SDI-Boards

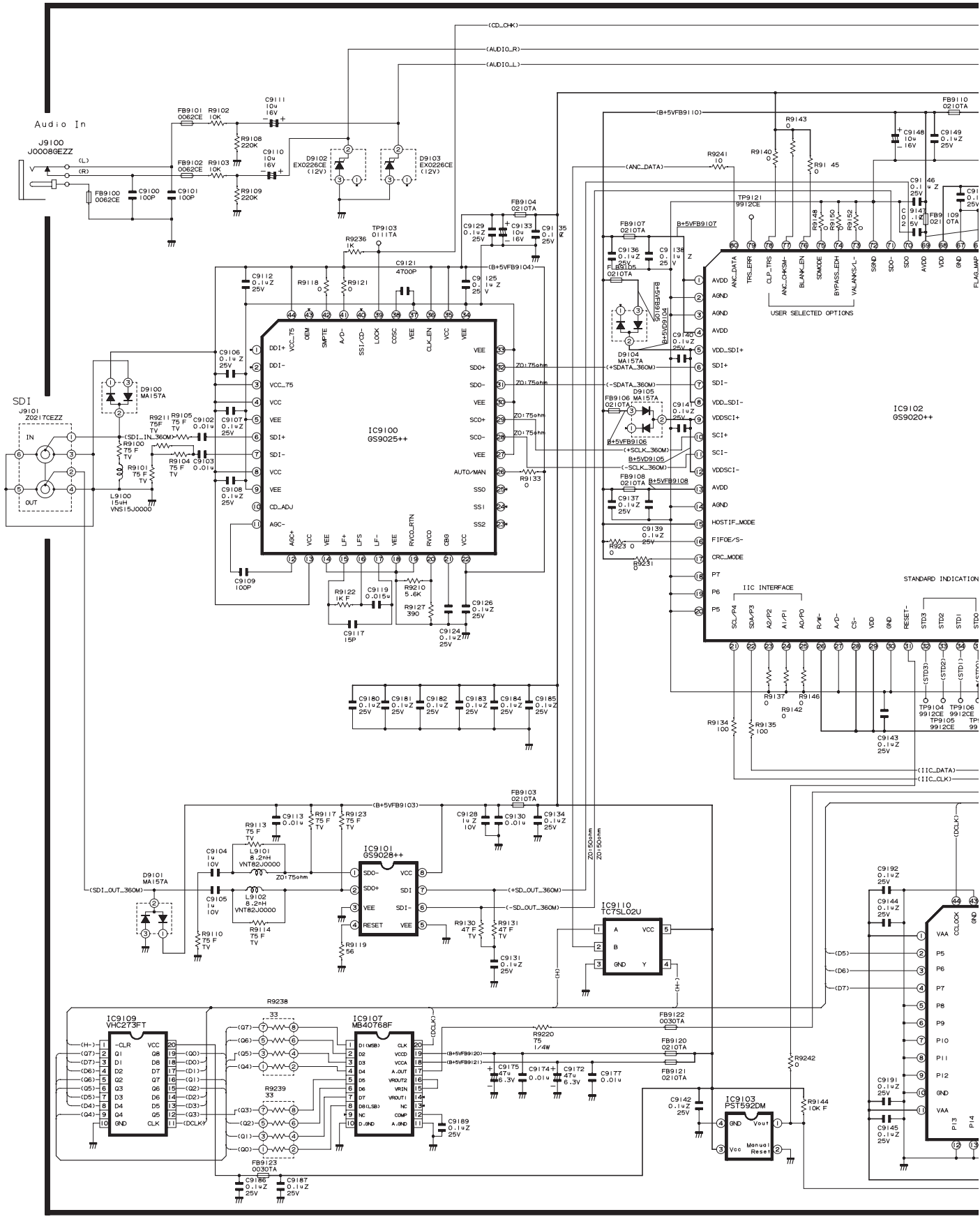
1. Nach der Installation des SDI-Boards „Optionen“ im Menü-Bildschirm wählen. „SDI-Board“ wird für die Einstellung eine optionalen Boards angezeigt.
2. „SDI-Board“ wählen; der Status des SDI-Boards wird angezeigt.

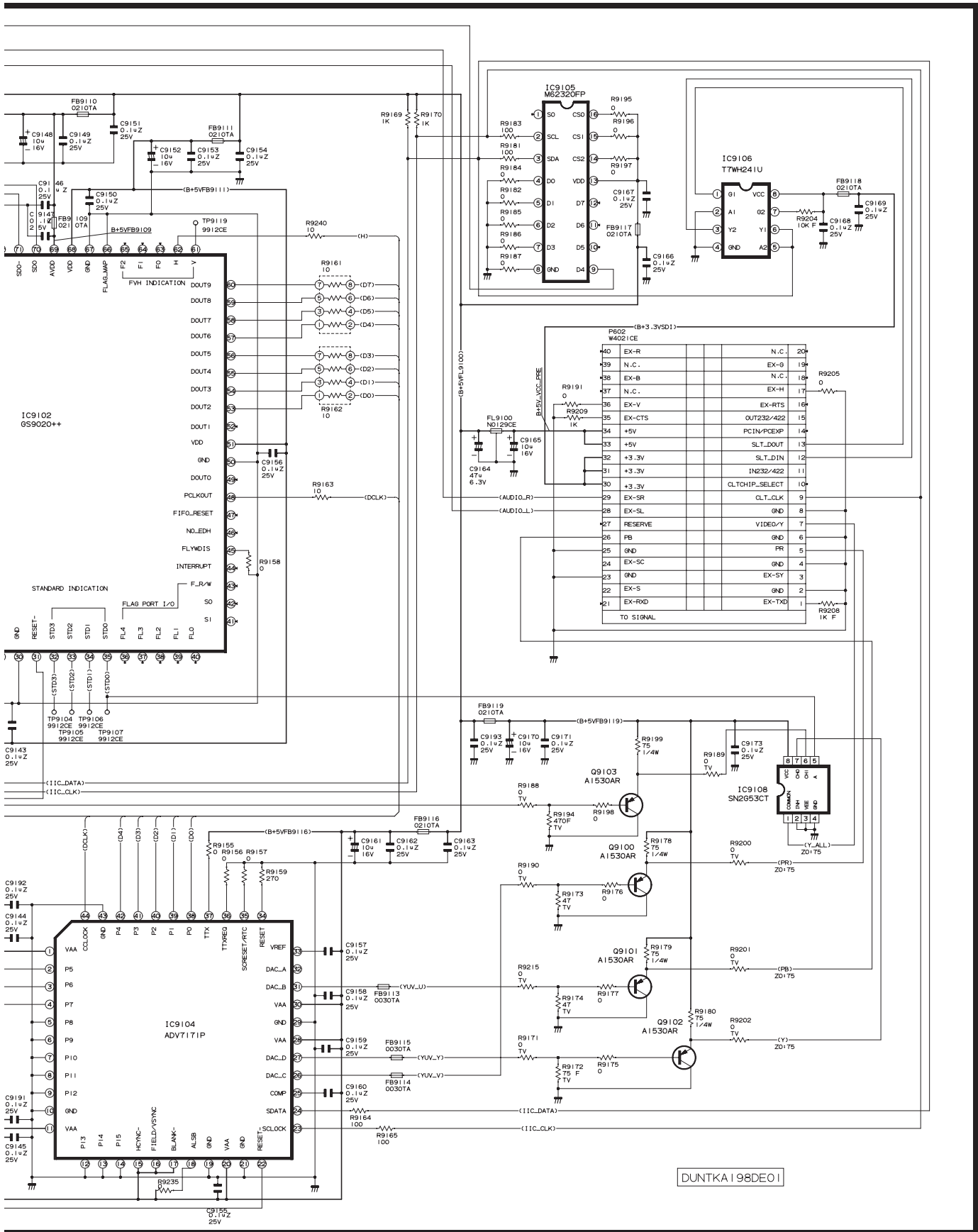
HINWEIS

- Siehe die Bedienungsanleitung des Projektor von Sharp für weitere Hinweise.

SDI UNIT / SDI-EINHEIT

H
G
F
E
D
C
B
A





DUNTKA I98DE01

10	11	12	13	14	15	16	17	18	19
----	----	----	----	----	----	----	----	----	----

PARTS LIST

PARTS REPLACEMENT

Replacement parts which have these special safety characteristics identified in this manual: electrical components having such features are identified by "△" in the Replacement Parts Lists. The use of a substitute replacement part which does not have the same safety characteristics as the factory recommended replacement parts shown in this service manual may create shock, fire or other hazards.

"HOW TO ORDER REPLACEMENT PARTS"

To have your order filled promptly and correctly, please furnish the following informations.

- | | |
|-----------------|----------------|
| 1. MODEL NUMBER | 2. REF. NO. |
| 3. PART NO. | 4. DESCRIPTION |
| 5. CODE | 6. QUANTITY |

★ MARK : SPARE PARTS-DELIVERY SECTION

Ref. No.	Part No.	★	Description	Code
DUNTKA198DE01 SDI UNIT				
INTEGRATED CIRCUITS				
IC9100	VHiGS9025++-1	J	GS9025	CA
IC9101	VHiGS9028++-1	J	GS9028	BC
IC9102	VHiGS9020++-1	J	GS9020	BW
IC9103	VHiPST592DM-1	J	PST592DM	AF
IC9104	VHiADV7171P-1	J	ADV7171P	BC
IC9105	VHiM62320FP-1	J	M62320FP	AK
IC9106	VHiT7WH241U-1	J	TC7WH241FU	AF
IC9107	VHiMB40768F-1	J	MB40768PF	AP
IC9108	VHiSN2G53CT-1	J	SN74AHC2G53HDC	AE
IC9109	VHiVHC273FT-1	J	TC74VHC273FT	AH
IC9110	VHiTC7SL02U-1	J	TC7SI02FU	AE
TRANSISTORS				
Q9100	VS2SA1530AR-1	J	2SA1530AR	AB
Q9101	VS2SA1530AR-1	J	2SA1530AR	AB
Q9102	VS2SA1530AR-1	J	2SA1530AR	AB
Q9103	VS2SA1530AR-1	J	2SA1530AR	AB
DIODES				
D9100	VHDMA157A/-1	J	Diode	AC
D9101	VHDMA157A/-1	J	Diode	AC
D9102	RH-EX0226CEZZ	J	Zener Diode	AB
D9103	RH-EX0226CEZZ	J	Zener Diode	AB
D9104	VHDMA157A/-1	J	Diode	AC
D9105	VHDMA157A/-1	J	Diode	AC
FILTER AND COILS				
FL9100	RFILN0129CEZZ	J	Filter	AD
L9100	VPBVNS15J0000	J	Peaking	AC
L9101	VPBVNT82J0000	J	Peaking T800µH	AC
L9102	VPBVNT82J0000	J	Peaking T800µH	AC
CAPACITORS				
C9100	VCCCCY1HH101J	J	100p 50V Ceramic	AA
C9101	VCCCCY1HH101J	J	100p 50V Ceramic	AA
C9102	VCKYCY1HB103K	J	0.01 50V Ceramic	AA
C9103	VCKYCY1HB103K	J	0.01 50V Ceramic	AA
C9104	VCKYTV1AB105K	J	1.0 10V Ceramic	AD
C9105	VCKYTV1AB105K	J	1.0 10V Ceramic	AD
C9106	VCKYCY1EF104Z	J	0.1 25V Ceramic	AA
C9107	VCKYCY1EF104Z	J	0.1 25V Ceramic	AA
C9108	VCKYCY1EF104Z	J	0.1 25V Ceramic	AA
C9109	VCCCCY1HH101J	J	100p 50V Ceramic	AA

ERSATZTEILLISTE

AUSTAUSCH VON TEILEN

Ersatzteile, die besondere Sicherheitseigenschaften haben, sind in dieser Anleitung markiert. Elektrische Komponenten mit solchen Eigenschaften sind in den Ersatzteil durch "△" gekennzeichnet. Der Gebrauch von Ersatzteilen, die nicht dieselben Sicherheitseigenschaften haben wie die vom Hersteller empfohlenen und in der Bedienungsanleitung angegebenen, können zur Ursache von Blitzeinschlägen, Bränden und anderen Gefahren werden.

"WIE MAN ERSATZTEILE BESTELLT"

Damit Ihre Bestellung prompt und korrekt ausgeführt wird, geben Sie bitte folgende Informationen.

- | | |
|-------------------|-----------------|
| 1. MODELL NR. | 2. REF. NR. |
| 3. ERSATZTEIL NR. | 4. BESCHREIBUNG |
| 5. KODE | 6. QUANTITÄT |

★ MARKIERUNG : ERSATZTEILE-LIEFERUNG

Ref. No.	Part No.	★	Description	Code
C9110	VCEAPF1CW106M	J	10 16V Electrolytic	AB
C9111	VCEAPF1CW106M	J	10 16V Electrolytic	AB
C9112	VCKYCY1EF104Z	J	0.1 25V Ceramic	AA
C9113	VCKYCY1HB103K	J	0.01 50V Ceramic	AA
C9117	VCCCCY1HH150J	J	15p 50V Ceramic	AA
C9119	VCKYCY1HB153K	J	0.015 50V Ceramic	AA
C9121	VCKYCY1HB472K	J	4700p 50V Ceramic	AA
C9124	VCKYCY1EF104Z	J	0.1 25V Ceramic	AA
C9125	VCKYCY1EF104Z	J	0.1 25V Ceramic	AA
C9126	VCKYCY1EF104Z	J	0.1 25V Ceramic	AA
C9128	VCKYCY1AF105Z	J	1.0 10V Ceramic	AC
C9129	VCKYCY1EF104Z	J	0.1 25V Ceramic	AA
C9130	VCKYCY1HB103K	J	0.01 50V Ceramic	AA
C9131	VCKYCY1EF104Z	J	0.1 25V Ceramic	AA
C9133	VCEAPF1CW106M	J	10 16V Electrolytic	AB
C9134	VCKYCY1EF104Z	J	0.1 25V Ceramic	AA
C9135	VCKYCY1EF104Z	J	0.1 25V Ceramic	AA
C9136	VCKYCY1EF104Z	J	0.1 25V Ceramic	AA
C9137	VCKYCY1EF104Z	J	0.1 25V Ceramic	AA
C9138	VCKYCY1EF104Z	J	0.1 25V Ceramic	AA
C9139	VCKYCY1EF104Z	J	0.1 25V Ceramic	AA
C9140	VCKYCY1EF104Z	J	0.1 25V Ceramic	AA
C9141	VCKYCY1EF104Z	J	0.1 25V Ceramic	AA
C9142	VCKYCY1EF104Z	J	0.1 25V Ceramic	AA
C9143	VCKYCY1EF104Z	J	0.1 25V Ceramic	AA
C9144	VCKYCY1EF104Z	J	0.1 25V Ceramic	AA
C9145	VCKYCY1EF104Z	J	0.1 25V Ceramic	AA
C9146	VCKYCY1EF104Z	J	0.1 25V Ceramic	AA
C9147	VCKYCY1EF104Z	J	0.1 25V Ceramic	AA
C9148	VCEAPF1CW106M	J	10 16V Electrolytic	AB
C9149	VCKYCY1EF104Z	J	0.1 25V Ceramic	AA
C9150	VCKYCY1EF104Z	J	0.1 25V Ceramic	AA
C9151	VCKYCY1EF104Z	J	0.1 25V Ceramic	AA
C9152	VCEAPF1CW106M	J	10 16V Electrolytic	AB
C9153	VCKYCY1EF104Z	J	0.1 25V Ceramic	AA
C9154	VCKYCY1EF104Z	J	0.1 25V Ceramic	AA
C9155	VCKYCY1EF104Z	J	0.1 25V Ceramic	AA
C9156	VCKYCY1EF104Z	J	0.1 25V Ceramic	AA
C9157	VCKYCY1EF104Z	J	0.1 25V Ceramic	AA
C9158	VCKYCY1EF104Z	J	0.1 25V Ceramic	AA
C9159	VCKYCY1EF104Z	J	0.1 25V Ceramic	AA
C9160	VCKYCY1EF104Z	J	0.1 25V Ceramic	AA
C9161	VCEAPF1CW106M	J	10 16V Electrolytic	AB
C9162	VCKYCY1EF104Z	J	0.1 25V Ceramic	AA
C9163	VCKYCY1EF104Z	J	0.1 25V Ceramic	AA
C9164	VCEAPF0JW476M	J	47 6.3V Electrolytic	AB
C9165	VCEAPF1CW106M	J	10 16V Electrolytic	AB
C9166	VCKYCY1EF104Z	J	0.1 25V Ceramic	AA
C9167	VCKYCY1EF104Z	J	0.1 25V Ceramic	AA

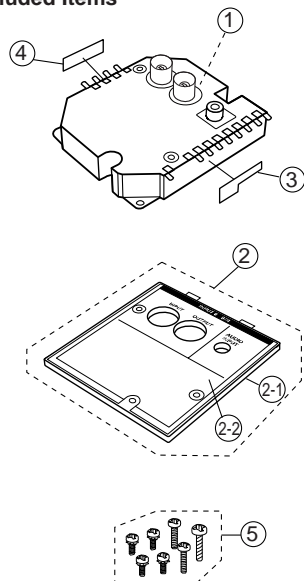
Ref. No.	Part No.	★	Description	Code	Ref. No.	Part No.	★	Description	Code
DUNTKA198DE01									
SDI UNIT (Continued)									
C9168	VCKYCY1EF104Z	J 0.1	25V Ceramic	AA	R9174	VRS-TV1JD470J	J 47	1/16W Metal Oxide	AA
C9169	VCKYCY1EF104Z	J 0.1	25V Ceramic	AA	R9175	VRS-CY1JF000J	J 0	1/16W Metal Oxide	AA
C9170	VCEAPF1CW106M	J 10	16V Electrolytic	AB	R9176	VRS-CY1JF000J	J 0	1/16W Metal Oxide	AA
C9171	VCKYCY1EF104Z	J 0.1	25V Ceramic	AA	R9177	VRS-CY1JF000J	J 0	1/16W Metal Oxide	AA
C9172	VCEAPF0JW476M	J 47	6.3V Electrolytic	AB	R9178	VRS-TW2ED750J	J 75	1/4W Metal Oxide	AA
C9173	VCKYCY1EF104Z	J 0.1	25V Ceramic	AA	R9179	VRS-TW2ED750J	J 75	1/4W Metal Oxide	AA
C9174	VCKYCY1HB103K	J 0.01	50V Ceramic	AA	R9180	VRS-TW2ED750J	J 75	1/4W Metal Oxide	AA
C9175	VCEAPF0JW476M	J 47	6.3V Electrolytic	AB	R9181	VRS-CY1JF101J	J 100	1/16W Metal Oxide	AA
C9177	VCKYCY1HB103K	J 0.01	50V Ceramic	AA	R9182	VRS-CY1JF000J	J 0	1/16W Metal Oxide	AA
C9180	VCKYCY1EF104Z	J 0.1	25V Ceramic	AA	R9183	VRS-CY1JF101J	J 100	1/16W Metal Oxide	AA
C9181	VCKYCY1EF104Z	J 0.1	25V Ceramic	AA	R9184	VRS-CY1JF000J	J 0	1/16W Metal Oxide	AA
C9182	VCKYCY1EF104Z	J 0.1	25V Ceramic	AA	R9185	VRS-CY1JF000J	J 0	1/16W Metal Oxide	AA
C9183	VCKYCY1EF104Z	J 0.1	25V Ceramic	AA	R9186	VRS-CY1JF000J	J 0	1/16W Metal Oxide	AA
C9184	VCKYCY1EF104Z	J 0.1	25V Ceramic	AA	R9187	VRS-CY1JF000J	J 0	1/16W Metal Oxide	AA
C9185	VCKYCY1EF104Z	J 0.1	25V Ceramic	AA	R9188	VRS-TV1JD000J	J 0	1/16W Metal Oxide	AA
C9186	VCKYCY1EF104Z	J 0.1	25V Ceramic	AA	R9189	VRS-TV1JD000J	J 0	1/16W Metal Oxide	AA
C9187	VCKYCY1EF104Z	J 0.1	25V Ceramic	AA	R9190	VRS-TV1JD000J	J 0	1/16W Metal Oxide	AA
C9189	VCKYCY1EF104Z	J 0.1	25V Ceramic	AA	R9191	VRS-CY1JF000J	J 0	1/16W Metal Oxide	AA
C9191	VCKYCY1EF104Z	J 0.1	25V Ceramic	AA	R9194	VRS-TV1JD471F	J 470	1/16W Metal Oxide	AA
C9192	VCKYCY1EF104Z	J 0.1	25V Ceramic	AA	R9195	VRS-CY1JF000J	J 0	1/16W Metal Oxide	AA
C9193	VCKYCY1EF104Z	J 0.1	25V Ceramic	AA	R9196	VRS-CY1JF000J	J 0	1/16W Metal Oxide	AA
RESISTORS									
R9100	VRS-TV1JD750F	J 75	1/16W Metal Oxide	AA	R9197	VRS-CY1JF000J	J 0	1/16W Metal Oxide	AA
R9101	VRS-TV1JD750F	J 75	1/16W Metal Oxide	AA	R9198	VRS-CY1JF000J	J 0	1/16W Metal Oxide	AA
R9102	VRS-CY1JF103J	J 10k	1/16W Metal Oxide	AA	R9199	VRS-TW2ED750J	J 75	1/4W Metal Oxide	AA
R9103	VRS-CY1JF103J	J 10k	1/16W Metal Oxide	AA	R9200	VRS-TV1JD000J	J 0	1/16W Metal Oxide	AA
R9104	VRS-TV1JD750F	J 75	1/16W Metal Oxide	AA	R9201	VRS-TV1JD000J	J 0	1/16W Metal Oxide	AA
R9105	VRS-TV1JD750F	J 75	1/16W Metal Oxide	AA	R9202	VRS-TV1JD000J	J 0	1/16W Metal Oxide	AA
R9108	VRS-CY1JF224J	J 220k	1/16W Metal Oxide	AA	R9204	VRS-CY1JF103F	J 10k	1/16W Metal Oxide	AA
R9109	VRS-CY1JF224J	J 220k	1/16W Metal Oxide	AA	R9205	VRS-CY1JF000J	J 0	1/16W Metal Oxide	AA
R9110	VRS-TV1JD750F	J 75	1/16W Metal Oxide	AA	R9208	VRS-CY1JF102F	J 1.0k	1/16W Metal Oxide	AA
R9113	VRS-TV1JD750F	J 75	1/16W Metal Oxide	AA	R9209	VRS-CY1JF102J	J 1.0k	1/16W Metal Oxide	AA
R9114	VRS-TV1JD750F	J 75	1/16W Metal Oxide	AA	R9210	VRN-CY1JF562D	J 5.6k	1/16W Metal Film	AB
R9117	VRS-TV1JD750F	J 75	1/16W Metal Oxide	AA	R9211	VRS-TV1JD750F	J 75	1/16W Metal Oxide	AA
R9118	VRS-CY1JF000J	J 0	1/16W Metal Oxide	AA	R9215	VRS-TV1JD000J	J 0	1/16W Metal Oxide	AA
R9119	VRS-CY1JF560J	J 56	1/16W Metal Oxide	AA	R9220	VRS-TW2ED750J	J 75	1/4W Metal Oxide	AA
R9121	VRS-CY1JF000J	J 0	1/16W Metal Oxide	AA	R9230	VRS-CY1JF000J	J 0	1/16W Metal Oxide	AA
R9122	VRS-CY1JF102F	J 1.0k	1/16W Metal Oxide	AA	R9231	VRS-CY1JF000J	J 0	1/16W Metal Oxide	AA
R9123	VRS-TV1JD750F	J 75	1/16W Metal Oxide	AA	R9235	VRS-CY1JF000J	J 0	1/16W Metal Oxide	AA
R9127	VRN-CY1JF391D	J 390	1/16W Metal Film	AB	R9236	VRS-CY1JF102J	J 1.0k	1/16W Metal Oxide	AA
R9130	VRS-TV1JD470F	J 47	1/16W Metal Oxide	AA	R9238	VRS-CB1JF330J	J 33	1/16W Metal Oxide	AC
R9131	VRS-TV1JD470F	J 47	1/16W Metal Oxide	AA	R9239	VRS-CB1JF330J	J 33	1/16W Metal Oxide	AC
R9133	VRS-CY1JF000J	J 0	1/16W Metal Oxide	AA	R9240	VRS-CY1JF100J	J 10	1/16W Metal Oxide	AA
R9134	VRS-CY1JF101J	J 100	1/16W Metal Oxide	AA	R9241	VRS-CY1JF100J	J 10	1/16W Metal Oxide	AA
R9135	VRS-CY1JF101J	J 100	1/16W Metal Oxide	AA	R9242	VRS-CY1JF000J	J 0	1/16W Metal Oxide	AA
R9137	VRS-CY1JF000J	J 0	1/16W Metal Oxide	AA	MISCELLANEOUS PARTS				
R9140	VRS-CY1JF000J	J 0	1/16W Metal Oxide	AA	FB9100	RBLN-0062CEZZ	J	Ferrite Bead	AC
R9142	VRS-CY1JF000J	J 0	1/16W Metal Oxide	AA	FB9101	RBLN-0062CEZZ	J	Ferrite Bead	AC
R9143	VRS-CY1JF000J	J 0	1/16W Metal Oxide	AA	FB9102	RBLN-0062CEZZ	J	Ferrite Bead	AC
R9144	VRS-CY1JF103F	J 10k	1/16W Metal Oxide	AA	FB9103	RBLN-0210TAZZ	J	Ferrite Bead	AB
R9145	VRS-CY1JF000J	J 0	1/16W Metal Oxide	AA	FB9104	RBLN-0210TAZZ	J	Ferrite Bead	AB
R9146	VRS-CY1JF000J	J 0	1/16W Metal Oxide	AA	FB9105	RBLN-0210TAZZ	J	Ferrite Bead	AB
R9148	VRS-CY1JF000J	J 0	1/16W Metal Oxide	AA	FB9106	RBLN-0210TAZZ	J	Ferrite Bead	AB
R9150	VRS-CY1JF000J	J 0	1/16W Metal Oxide	AA	FB9107	RBLN-0210TAZZ	J	Ferrite Bead	AB
R9152	VRS-CY1JF000J	J 0	1/16W Metal Oxide	AA	FB9108	RBLN-0210TAZZ	J	Ferrite Bead	AB
R9155	VRS-CY1JF000J	J 0	1/16W Metal Oxide	AA	FB9109	RBLN-0210TAZZ	J	Ferrite Bead	AB
R9156	VRS-CY1JF000J	J 0	1/16W Metal Oxide	AA	FB9110	RBLN-0210TAZZ	J	Ferrite Bead	AB
R9157	VRS-CY1JF000J	J 0	1/16W Metal Oxide	AA	FB9111	RBLN-0210TAZZ	J	Ferrite Bead	AB
R9158	VRS-CY1JF000J	J 0	1/16W Metal Oxide	AA	FB9113	RBLN-0030TAZZ	J	Ferrite Bead	AB
R9159	VRS-CY1JF271J	J 270	1/16W Metal Oxide	AA	FB9116	RBLN-0210TAZZ	J	Ferrite Bead	AB
R9161	VRS-CB1JF100J	J 10	1/16W Metal Oxide	AA	FB9117	RBLN-0210TAZZ	J	Ferrite Bead	AB
R9162	VRS-CB1JF100J	J 10	1/16W Metal Oxide	AA	FB9118	RBLN-0210TAZZ	J	Ferrite Bead	AB
R9163	VRS-CY1JF100J	J 10	1/16W Metal Oxide	AA	FB9119	RBLN-0210TAZZ	J	Ferrite Bead	AB
R9164	VRS-CY1JF101J	J 100	1/16W Metal Oxide	AA	FB9120	RBLN-0210TAZZ	J	Ferrite Bead	AB
R9165	VRS-CY1JF101J	J 100	1/16W Metal Oxide	AA	FB9121	RBLN-0210TAZZ	J	Ferrite Bead	AB
R9169	VRS-CY1JF102J	J 1.0k	1/16W Metal Oxide	AA	FB9122	RBLN-0030TAZZ	J	Ferrite Bead	AB
R9170	VRS-CY1JF102J	J 1.0k	1/16W Metal Oxide	AA	FB9123	RBLN-0030TAZZ	J	Ferrite Bead	AB
R9171	VRS-TV1JD000J	J 0	1/16W Metal Oxide	AA	J9100	QJAKJ0008GEZZ	J	Jack Audio IN	AD
R9172	VRS-TV1JD750F	J 75	1/16W Metal Oxide	AA	J9101	QTANZ0217CEZZ	J	SDI IN/OUT	AM
R9173	VRS-TV1JD470J	J 47	1/16W Metal Oxide	AA	P602	QCNCW4021CEZZ	J	Plug 40-Pin	AL
						PSLDM4621CEFW	J	Shield	AM
						QEARB0038CEFW	J	Earth	AG
						QEARP0091CEFN	J	Earth Plate	AE
						QEARP0110CEFW	J	Earth Plate	AA
						XBPSD30P04J00	J	Screw	AA
						XBPSD26P04000	J	Screw	AA

Ref. No.	Part No.	★	Description	Code
----------	----------	---	-------------	------

AN-SD1E

1	DUNTKA198DE01	—	SDI Unit	—
2	CCOVA1892CE01	J	Terminal Cover Ass'y	AU
2-1	<i>Not Available</i>	—	Terminal Cover	—
2-2	HiNDP5563CESA	J	Indication Plate	—
3	TLABM4230CEZZ	J	Model Label	AE
4	TLABN0256CEZZ	J	No. Label	AE
5	LX-BZ3430CE01	J	Screw	AF

Included Items



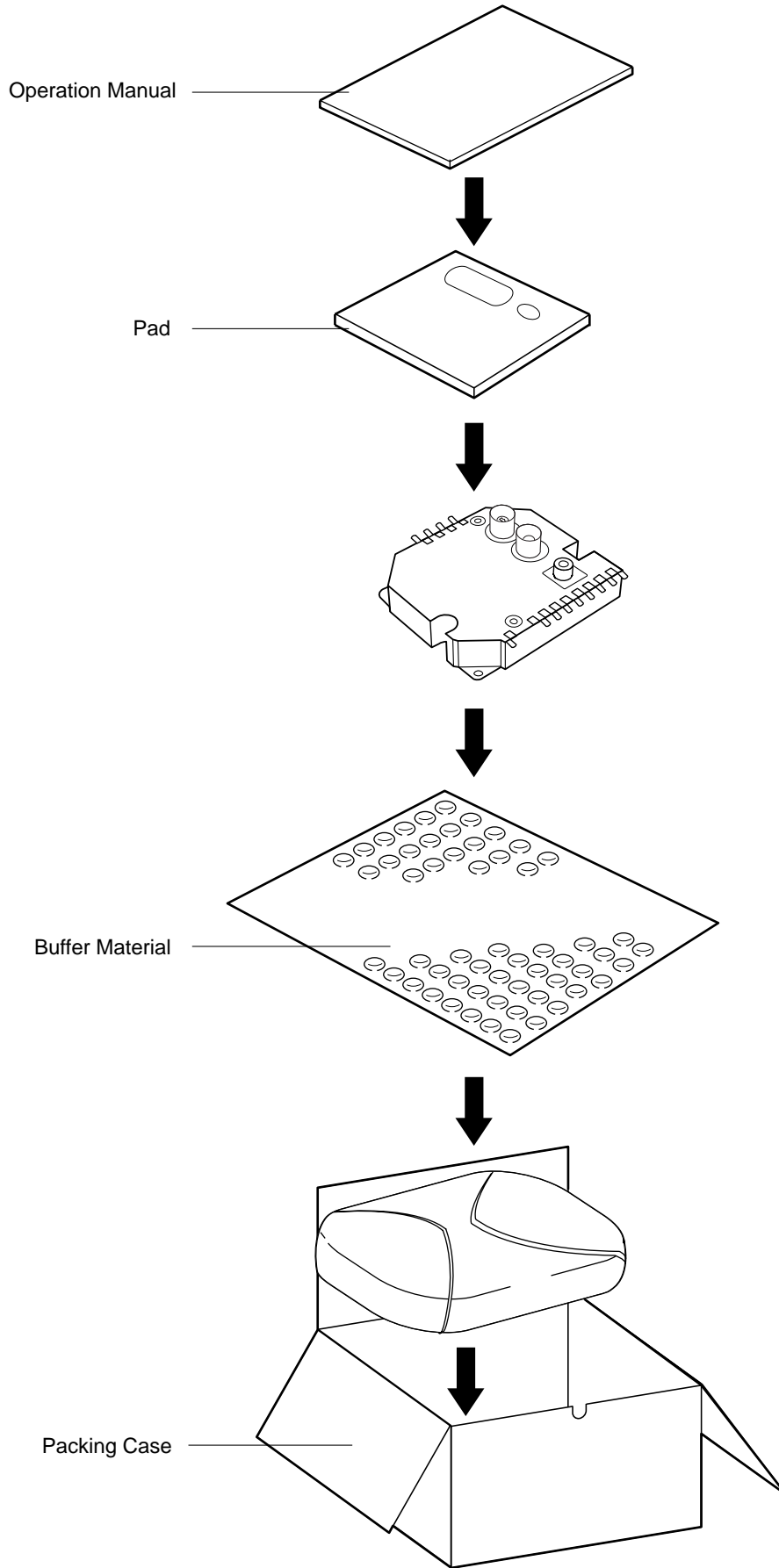
SUPPLIED ACCESSORIES

TINS-7044CEN1	J	Operation Manual	AG
---------------	---	------------------	----

PACKING PARTS (NOT REPLACEMENT ITEM)

SPAKC5288CEZZ	—	Packing Case	—
SPAKP0895CEZZ	—	Buffer Material	—
SPAKP0886CEZZ	—	Pad	—
SPAKF0466CEZZ	—	Sleeve	—

PACKING OF THE SET / VERPACKEN DES GERÄTS

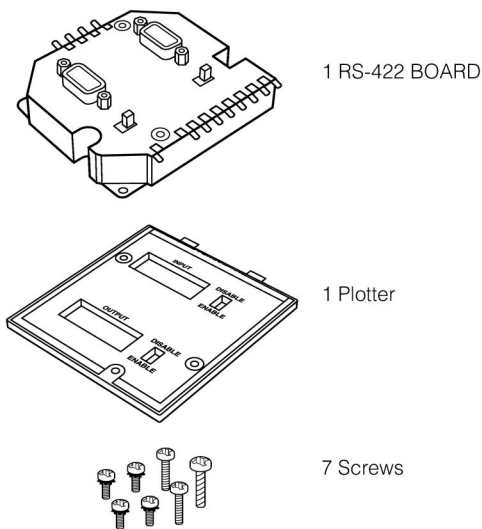


AN-S422

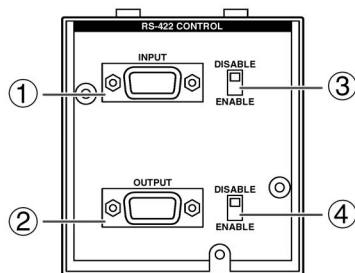
OP06-JKG
TINS-7091CEN1

RS-422 BOARD

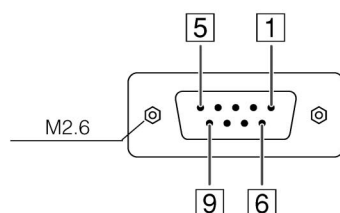
Included Items



Part Names



Connecting Pin Assignments



Warning:

RS-422 Board installation/uninstallation must be performed by authorised service personnel only.

Warning

This is a class A product. In a domestic environment this product may cause radio interference in which case the user may be required to take adequate measures.

The AN-S422 RS-422 board can be installed in an expansion slot on a Sharp projector to control the projector by RS-422 interface. Before installing and using this board, be sure to thoroughly read the operation manuals accompanying the projector and Sharp Advanced Presentation Software.

Part Names

- ① **RS-422 INPUT terminal**
Connects to the RS-422 OUTPUT terminal on another Sharp projector or the RS-422 terminal on a PC or control system.
- ② **RS-422 OUTPUT terminal**
Connects to the RS-422 INPUT terminal on another Sharp projector to daisy chain several projectors in a network.
- ③ **INPUT ENABLE/DISABLE switch**
Set this switch to ENABLE when using the RS-422 INPUT terminal on this board. Set this switch to DISABLE when using the RS-232C INPUT terminal on the projector.
- ④ **OUTPUT ENABLE/DISABLE switch**
Set this switch to ENABLE when using the RS-422 OUTPUT terminal on this board. Set this switch to DISABLE when using the RS-232C OUTPUT terminal on the projector.

NOTE

- When connecting to the RS-422 terminal, use a low impedance cable that matches the connecting pin assignments below.
- Use the tip of a ballpoint pen or similar object to carefully slide the ENABLE/DISABLE switch to the desired position.

RS-422 Board Switch		Control Signal	
INPUT	OUTPUT	INPUT	OUTPUT
Enable	Enable	RS-422	RS-422
Enable	Disable	RS-422	RS-232C
Disable	Enable	RS-232C	RS-422
Disable	Disable	RS-232C	RS-232C

Connecting Pin Assignments

D-sub 9-pin (female)

- | | |
|-----------------------------|--------------------------|
| ① NC No Connection | ⑥ RXD- Received Data (-) |
| ② TXD- Transmitted Data (-) | ⑦ RXD+ Received Data (+) |
| ③ TXD+ Transmitted Data (+) | ⑧ CTS- Clear To Send (-) |
| ④ RTS- Request To Send (-) | ⑨ CTS+ Clear To Send (+) |
| ⑤ RTS+ Request To Send (+) | |

NOTE

- When the data received is garbled, it is possible that the cable you are using and the differential signal pin assignments of the terminal are mismatched. So check that you are using the correct cable.

Major Specifications

INTERFACE

Standard: Conforms to EIA-422-B

Max. transmission speed: 115.2 kbps*

Max. transmission range: 4,000 ft. (Approx. 1.2 km)*

Receiver input impedance: 100 Ω

*Varies depending on the operating environment or the type of cable used.

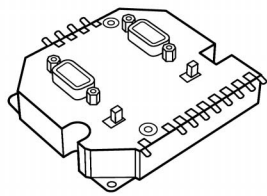
Checking the Status of the RS-422 Board

1. When the RS-422 board is installed, select "Options" from the menu screen. "RS-422 Board" will appear for the Option Board setting.
2. Select "RS-422 Board" and the RS-422 board status will be displayed.

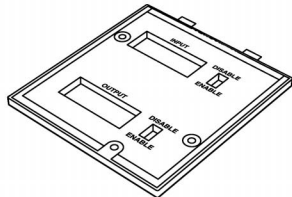
NOTE

- See the operation manual of your Sharp projector for details.

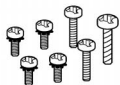
Mitgelieferte Gegenstände



1 RS-422-BOARD

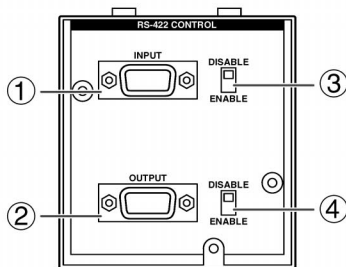


1 Plotter

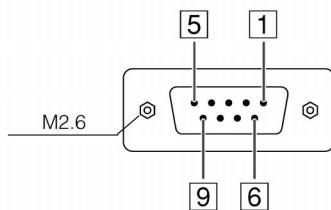


7 Schrauben

Lage der Bedienelemente



Belegung der Anschlußstifte



Warnung:

Die Installation bzw. Entfernung des RS-422-Boards darf nur durch autorisiertes Wartungspersonal vorgenommen werden.

Warnung

Dieses ist ein Computer-Produkt der Klasse A. In einem Wohnbereich kann dieses Produkt zu Interferenzen beim Radio- und Fernsehempfang führen, die durch den Benutzer dieses Produktes durch entsprechende Maßnahmen behoben werden sollten.

Das AN-S422 RS-422-Board kann in einem Erweiterungssteckplatz eines Projektors von Sharp zur Steuerung des Projektors mit dem RS-422-Interface installiert werden. Lesen Sie vor der Installation und Verwendung des Boards die Bedienungsanleitung des Projektors und der Advanced Presentation Software von Sharp gründlich durch.

Lage der Bedienelemente

① RS-422 INPUT-Anschluß

Anschluß für den RS-422 OUTPUT-Anschluß an einem anderen Projektor von Sharp, dem RS-422 OUTPUT-Anschluß an einem PC oder einem Steuersystem.

② RS-422 OUTPUT-Anschluß

Anschluß für den RS-422 INPUT-Anschluß an einem anderen Projektor von Sharp zur Verkettung mehrerer Projektoren in einem Netzwerk.

③ INPUT ENABLE/DISABLE-Schalter

Bei Verwendung des RS-422 INPUT-Anschlusses auf diesem Board sollte der Schalter auf die Position ENABLE eingestellt werden. Bei Verwendung des RS-232C INPUT-Anschlusses auf dem Projektor sollte der Schalter auf die Position DISABLE eingestellt werden.

④ OUTPUT ENABLE/DISABLE-Schalter

Bei Verwendung des RS-422 OUTPUT-Anschlusses auf diesem Board sollte der Schalter auf die Position ENABLE eingestellt werden. Bei Verwendung des RS-232C OUTPUT-Anschlusses auf dem Projektor sollte der Schalter auf die Position DISABLE eingestellt werden.

HINWEIS

- Bei Verwendung des RS-422-Anschlusses sollte ein Kabel mit geringer Impedanz verwendet werden, das mit den folgenden Anschlußstift-Belegungen übereinstimmt.
- Die Spitze eines Kugelschreibers oder eines ähnlichen Gegenstandes zum Umschalten des ENABLE/DISABLE-Schalters auf die gewünschte Position verwenden.

RS-422-Board-Schalter		Steuersignal	
INPUT	OUTPUT	INPUT	OUTPUT
Enable	Enable	RS-422	RS-422
Enable	Disable	RS-422	RS-232C
Disable	Enable	RS-232C	RS-422
Disable	Disable	RS-232C	RS-232C

Belegung der Anschlußstifte

D-Sub 9-PIN (Steckanschluß)

- | | |
|-------------------------------------|-------------------------------|
| ① NC – keine Verbindung | ⑥ RXD – Daten empfangen (-) |
| ② TXD – Übertragene Daten (-) | ⑦ RXD+ Daten empfangen (+) |
| ③ TXD+ Übertragene Daten (+) | ⑧ CTS – Bereit zum Senden (-) |
| ④ RTS – Aufforderung zum Senden (-) | ⑨ CTS+ Bereit zum Senden (+) |
| ⑤ RTS+ Aufforderung zum Senden (+) | |

HINWEIS

- Wenn die empfangenen Daten verstümmelt sind, kann es möglich sein, daß das verwendete Kabel und die Differential-Signal-Stiftbelegung des Anschlusses nicht übereinstimmen. Sicherstellen, daß das richtige Kabel verwendet wird.

Technische Daten

INTERFACE

Standard: Entspricht EIA-422-B

Maximale Übertragungsgeschwindigkeit: 115,2 kbps*

Maximaler Übertragungsbereich: 4.000 feet (ca. 1,2 km)*

Empfänger-Eingangsimpedanz: 100 Ω

*Abhängig von der Betriebsumgebung und dem verwendeten Kabeltyp.

Überprüfen des Status des RS-422-Boards

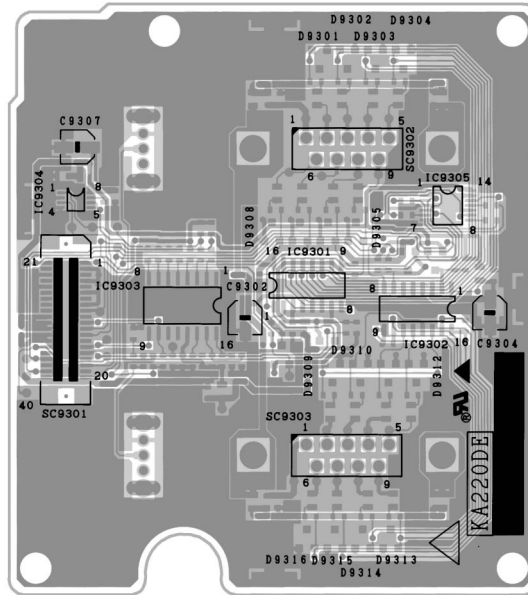
1. Nach der Installation des RS-422-Boards „Optionen“ im Menü-Bildschirm wählen. „RS-422 Board“ wird für die Einstellung eine optionalen Boards angezeigt.
2. „RS-422 Board“ wählen; der Status des RS-422-Boards wird angezeigt.

HINWEIS

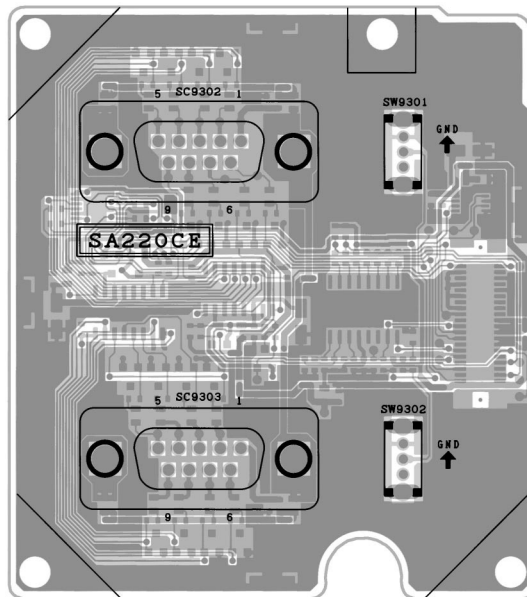
- Siehe die Bedienungsanleitung des Projektor von Sharp für weitere Hinweise.

PRINTED WIRING BOARD ASSEMBLIES / LEITERPLATTENEINHEITEN

H
G
F
E
D
C
B
A



RS-422 Unit (Wiring Side)
RS-422-einheit (Leiterbahnseite)

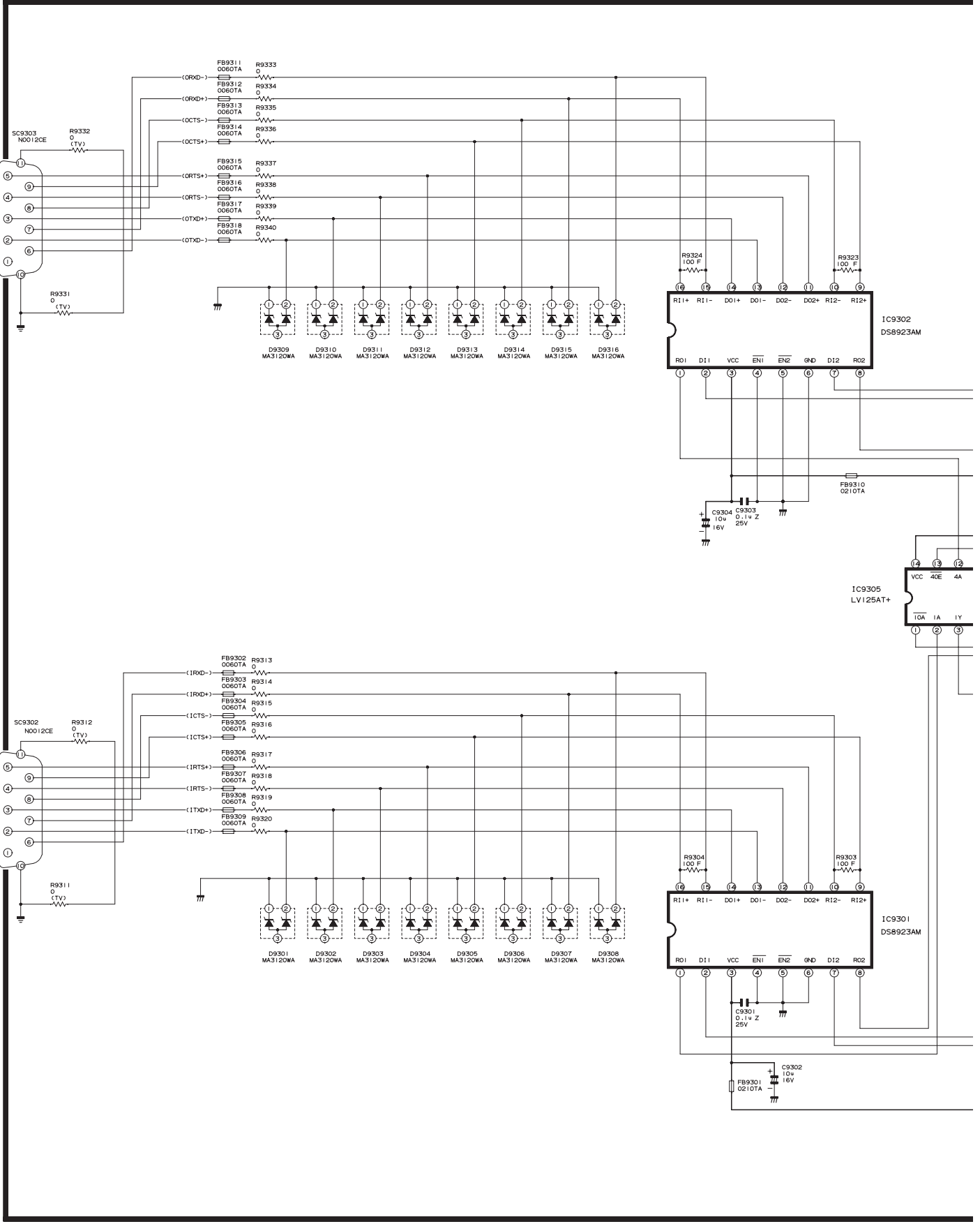


RS-422 Unit (Component Side)
RS-422-einheit (Bestückungsseite)

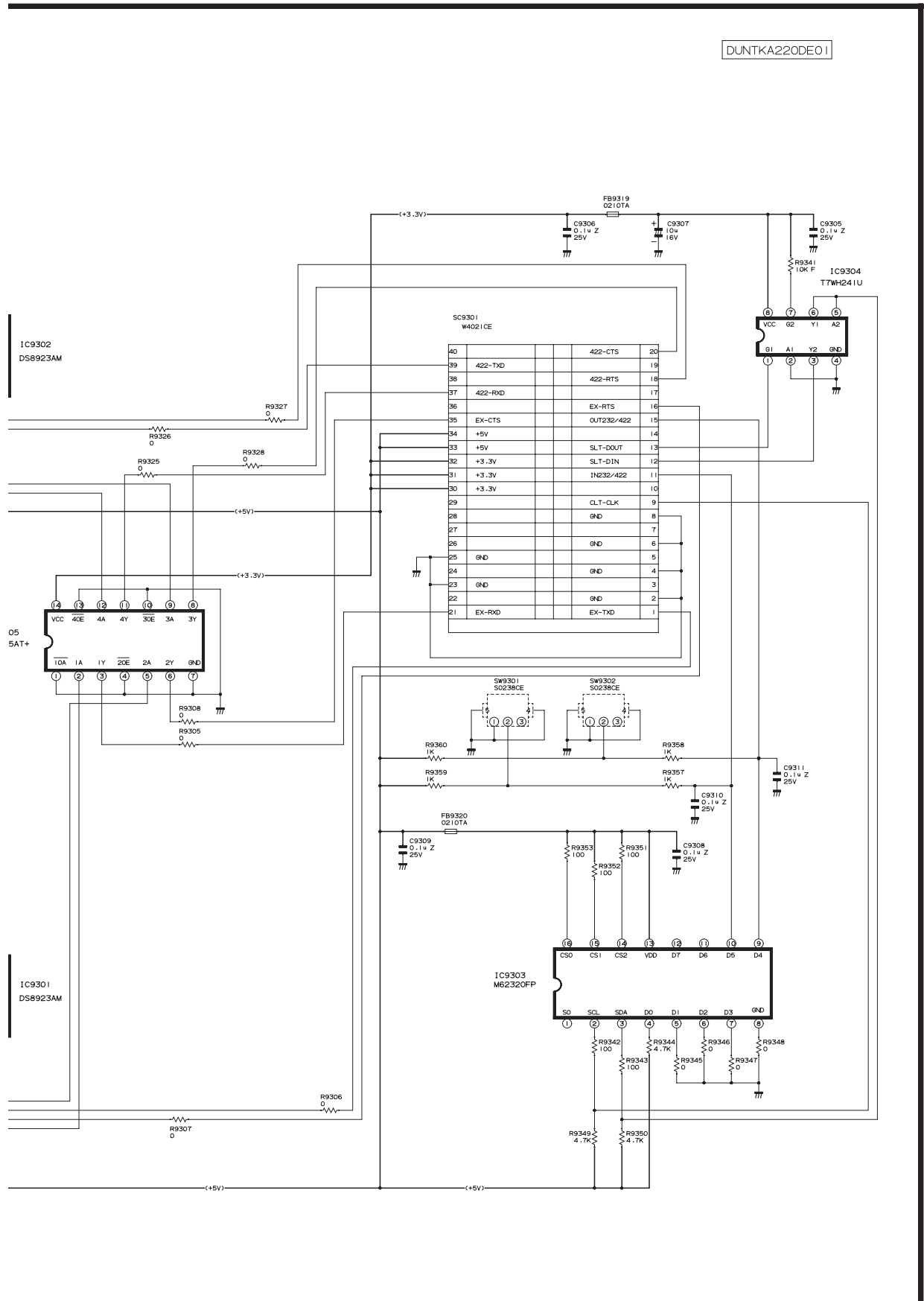
1 2 3 4 5 6

RS-422 UNIT /RS-422

H
G
F
E
D
C
B
A



1 2 3 4 5 6 7 8 9 10



10	11	12	13	14	15	16	17	18	19
----	----	----	----	----	----	----	----	----	----

PARTS LIST

PARTS REPLACEMENT

Replacement parts which have these special safety characteristics identified in this manual: electrical components having such features are identified by "△" in the Replacement Parts Lists. The use of a substitute replacement part which does not have the same safety characteristics as the factory recommended replacement parts shown in this service manual may create shock, fire or other hazards.

"HOW TO ORDER REPLACEMENT PARTS"

To have your order filled promptly and correctly, please furnish the following informations.

- | | |
|-----------------|----------------|
| 1. MODEL NUMBER | 2. REF. NO. |
| 3. PART NO. | 4. DESCRIPTION |
| 5. CODE | 6. QUANTITY |

★ MARK : SPARE PARTS-DELIVERY SECTION

ERSATZTEILLISTE

AUSTAUSCH VON TEILEN

Ersatzteile, die besondere Sicherheitseigenschaften haben, sind in dieser Anleitung markiert. Elektrische Komponenten mit solchen Eigenschaften sind in den Ersatzteil durch "△" gekennzeichnet. Der Gebrauch von Ersatzteilen, die nicht dieselben Sicherheitseigenschaften haben wie die vom Hersteller empfohlenen und in der Bedienungsanleitung angegebenen, können zur Ursache von Blitzeinschlägen, Bränden und anderen Gefahren werden.

"WIE MAN ERSATZTEILE BESTELLT"

Damit Ihre Bestellung prompt und korrekt ausgeführt wird, geben Sie bitte folgende Informationen.

- | | |
|-------------------|-----------------|
| 1. MODELL NR. | 2. REF. NR. |
| 3. ERSATZTEIL NR. | 4. BESCHREIBUNG |
| 5. KODE | 6. QUANTITÄT |

★ MARKIERUNG : ERSATZTEILE-LIEFERUNG

Ref. No.	Part No.	★	Description	Code
DUNTKA220DE01 RS-422 UNIT				
INTEGRATED CIRCUITS				
IC9301	VHiDS8923AM-1	J	DS8923AM	AQ
IC9302	VHiDS8923AM-1	J	DS8923AM	AQ
IC9303	VHiM62320FP-1	J	M62320FP	AK
IC9304	VHiT7WH241U-1	J	TC7WH241FU	AF
IC9305	VHiLV125AT+-1	J	SN74LV125APWR	AE
DIODES				
D9301	VHDMA3120WA-1	J	Diode	AK
D9302	VHDMA3120WA-1	J	Diode	AK
D9303	VHDMA3120WA-1	J	Diode	AK
D9304	VHDMA3120WA-1	J	Diode	AK
D9305	VHDMA3120WA-1	J	Diode	AK
D9306	VHDMA3120WA-1	J	Diode	AK
D9307	VHDMA3120WA-1	J	Diode	AK
D9308	VHDMA3120WA-1	J	Diode	AK
D9309	VHDMA3120WA-1	J	Diode	AK
D9310	VHDMA3120WA-1	J	Diode	AK
D9311	VHDMA3120WA-1	J	Diode	AK
D9312	VHDMA3120WA-1	J	Diode	AK
D9313	VHDMA3120WA-1	J	Diode	AK
D9314	VHDMA3120WA-1	J	Diode	AK
D9315	VHDMA3120WA-1	J	Diode	AK
D9316	VHDMA3120WA-1	J	Diode	AK
CAPACITORS				
C9301	VCKYCY1EF104Z	J	0.1 25V Ceramic	AA
C9302	VCEAPF1CW106M	J	10 16V Electrolytic	AB
C9303	VCKYCY1EF104Z	J	0.1 25V Ceramic	AA
C9304	VCEAPF1CW106M	J	10 16V Electrolytic	AB
C9305	VCKYCY1EF104Z	J	0.1 25V Ceramic	AA
C9306	VCKYCY1EF104Z	J	0.1 25V Ceramic	AA
C9307	VCEAPF1CW106M	J	10 16V Electrolytic	AB
C9308	VCKYCY1EF104Z	J	0.1 25V Ceramic	AA
C9309	VCKYCY1EF104Z	J	0.1 25V Ceramic	AA
C9310	VCKYCY1EF104Z	J	0.1 25V Ceramic	AA
C9311	VCKYCY1EF104Z	J	0.1 25V Ceramic	AA
RESISTORS				
R9303	VRSCY1JF101F	J	100 1/16W Metal Oxide	AA
R9304	VRSCY1JF101F	J	100 1/16W Metal Oxide	AA
R9305	VRSCY1JF000J	J	0 1/16W Metal Oxide	AA
R9306	VRSCY1JF000J	J	0 1/16W Metal Oxide	AA
R9307	VRSCY1JF000J	J	0 1/16W Metal Oxide	AA

Ref. No.	Part No.	★	Description	Code
R9308	VRSCY1JF000J	J	0 1/16W Metal Oxide	AA
R9311	VRSTV1JD000J	J	0 1/16W Metal Oxide	AA
R9312	VRSTV1JD000J	J	0 1/16W Metal Oxide	AA
R9313	VRSCY1JF000J	J	0 1/16W Metal Oxide	AA
R9314	VRSCY1JF000J	J	0 1/16W Metal Oxide	AA
R9315	VRSCY1JF000J	J	0 1/16W Metal Oxide	AA
R9316	VRSCY1JF000J	J	0 1/16W Metal Oxide	AA
R9317	VRSCY1JF000J	J	0 1/16W Metal Oxide	AA
R9318	VRSCY1JF000J	J	0 1/16W Metal Oxide	AA
R9319	VRSCY1JF000J	J	0 1/16W Metal Oxide	AA
R9320	VRSCY1JF000J	J	0 1/16W Metal Oxide	AA
R9323	VRSCY1JF101F	J	100 1/16W Metal Oxide	AA
R9324	VRSCY1JF101F	J	100 1/16W Metal Oxide	AA
R9325	VRSCY1JF000J	J	0 1/16W Metal Oxide	AA
R9326	VRSCY1JF000J	J	0 1/16W Metal Oxide	AA
R9327	VRSCY1JF000J	J	0 1/16W Metal Oxide	AA
R9328	VRSCY1JF000J	J	0 1/16W Metal Oxide	AA
R9331	VRSTV1JD000J	J	0 1/16W Metal Oxide	AA
R9332	VRSTV1JD000J	J	0 1/16W Metal Oxide	AA
R9333	VRSCY1JF000J	J	0 1/16W Metal Oxide	AA
R9334	VRSCY1JF000J	J	0 1/16W Metal Oxide	AA
R9335	VRSCY1JF000J	J	0 1/16W Metal Oxide	AA
R9336	VRSCY1JF000J	J	0 1/16W Metal Oxide	AA
R9337	VRSCY1JF000J	J	0 1/16W Metal Oxide	AA
R9338	VRSCY1JF000J	J	0 1/16W Metal Oxide	AA
R9339	VRSCY1JF000J	J	0 1/16W Metal Oxide	AA
R9340	VRSCY1JF000J	J	0 1/16W Metal Oxide	AA
R9341	VRSCY1JF103F	J	10k 1/16W Metal Oxide	AA
R9342	VRSCY1JF101J	J	100 1/16W Metal Oxide	AA
R9343	VRSCY1JF101J	J	100 1/16W Metal Oxide	AA
R9344	VRSCY1JF472J	J	4.7k 1/16W Metal Oxide	AA
R9345	VRSCY1JF000J	J	0 1/16W Metal Oxide	AA
R9346	VRSCY1JF000J	J	0 1/16W Metal Oxide	AA
R9347	VRSCY1JF000J	J	0 1/16W Metal Oxide	AA
R9348	VRSCY1JF000J	J	0 1/16W Metal Oxide	AA
R9349	VRSCY1JF472J	J	4.7k 1/16W Metal Oxide	AA
R9350	VRSCY1JF472J	J	4.7k 1/16W Metal Oxide	AA
R9351	VRSCY1JF101J	J	100 1/16W Metal Oxide	AA
R9352	VRSCY1JF101J	J	100 1/16W Metal Oxide	AA
R9353	VRSCY1JF101J	J	100 1/16W Metal Oxide	AA
R9357	VRSCY1JF102J	J	1.0k 1/16W Metal Oxide	AA
R9358	VRSCY1JF102J	J	1.0k 1/16W Metal Oxide	AA
R9359	VRSCY1JF103J	J	10k 1/16W Metal Oxide	AA
R9360	VRSCY1JF103J	J	10k 1/16W Metal Oxide	AA
MISCELLANEOUS PARTS				
FB9301	RBLN-0210TAZZ	J	Ferrite Bead	AB
FB9302	RBLN-0060TAZZ	J	Ferrite Bead	AB
FB9303	RBLN-0060TAZZ	J	Ferrite Bead	AB

Ref. No. Part No. ★ Description Code

DUNTKA220DE01
RS-422 UNIT (Continued)

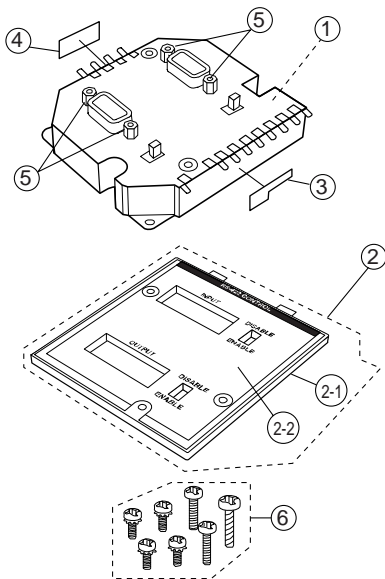
FB9304	RBLN-0060TAZZ	J	Ferrite Bead	AB
FB9305	RBLN-0060TAZZ	J	Ferrite Bead	AB
FB9306	RBLN-0060TAZZ	J	Ferrite Bead	AB
FB9307	RBLN-0060TAZZ	J	Ferrite Bead	AB
FB9308	RBLN-0060TAZZ	J	Ferrite Bead	AB
FB9309	RBLN-0060TAZZ	J	Ferrite Bead	AB
FB9310	RBLN-0210TAZZ	J	Ferrite Bead	AB
FB9311	RBLN-0060TAZZ	J	Ferrite Bead	AB
FB9312	RBLN-0060TAZZ	J	Ferrite Bead	AB
FB9313	RBLN-0060TAZZ	J	Ferrite Bead	AB
FB9314	RBLN-0060TAZZ	J	Ferrite Bead	AB
FB9315	RBLN-0060TAZZ	J	Ferrite Bead	AB
FB9316	RBLN-0060TAZZ	J	Ferrite Bead	AB
FB9317	RBLN-0060TAZZ	J	Ferrite Bead	AB
FB9318	RBLN-0060TAZZ	J	Ferrite Bead	AB
FB9319	RBLN-0210TAZZ	J	Ferrite Bead	AB
FB9320	RBLN-0210TAZZ	J	Ferrite Bead	AB
SC9301	QCNCW4021CEZZ	J	Socket 40-Pin	AL
SC9302	QSOCN0012CEZZ	J	Socket 9-Pin	AL
SC9303	QSOCN0012CEZZ	J	Socket 9-Pin	AL
SW9301	QSW-S0238CEZZ	J	Slide Switch	AF
SW9302	QSW-S0238CEZZ	J	Slide Switch	AF
	PSLDM4622CEFW	J	Shield	AM
	QEARP0111CEFW	J	Earth Plate	AM
	XBPSD26P04J00	J	Screw	AA

Ref. No.	Part No.	★	Description	Code
----------	----------	---	-------------	------

AN-S422E

1	DUNTKA220DE01	—	RS-422 Unit	—
2	CCOVA1893CE01	J	Terminal Cover Ass'y	AU
2-1	<i>Not Available</i>	—	Terminal Cover	—
2-2	HiNDP5564CESA	J	Indication Plate	AF
3	TLABM4231CEZZ	J	Model Label	AE
4	TLABN0257CEZZ	J	No. Label	AE
5	NSFTZ0166CEFW	J	Shaft	AC
6	LX-BZ3430CE01	J	Screw	AF

Included Items



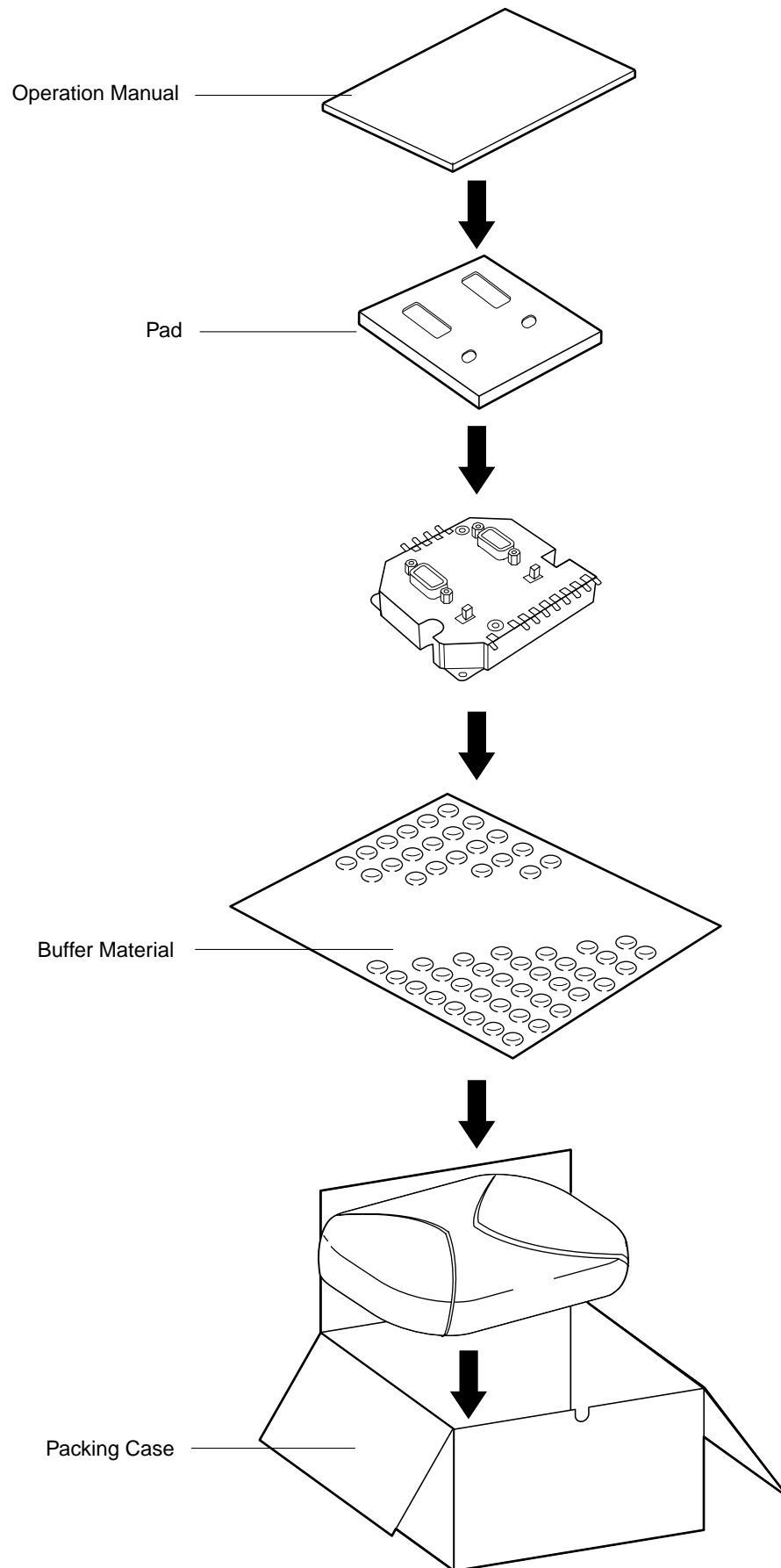
SUPPLIED ACCESSORIES

TINS-7091CEN1	J	Operation Manual	AG
---------------	---	------------------	----

PACKING PARTS (NOT REPLACEMENT ITEM)

SPAKC5289CEZZ	—	Packing Case	—
SPAKP0895CEZZ	—	Buffer Material	—
SPAKP0887CEZZ	—	Pad	—
SPAKF0466CEZZ	—	Sleeve	—

PACKING OF THE SET / VERPACKEN DES GERÄTS



SHARP

COPYRIGHT © 2000 BY SHARP CORPORATION

ALL RIGHTS RESERVED.

No part of this publication may be reproduced, stored in a retrieval system, or transmitted in any form or by any means, electronic, mechanical, photocopying, recording, or otherwise, without prior written permission of the publisher.

For Customers in the U.S.A.

THIS DEVICE COMPLIES WITH PART 15 OF THE FCC RULES. OPERATION IS SUBJECT TO THE FOLLOWING TWO CONDITIONS:
(1) THIS DEVICE MAY NOT CAUSE HARMFUL INTERFERENCE, AND
(2) THIS DEVICE MUST ACCEPT ANY INTERFERENCE RECEIVED, INCLUDING INTERFERENCE THAT MAY CAUSE UNDESIRE OPERATION.

WARNING:

FCC Regulations state that any unauthorized changes or modifications to this equipment not expressly approved by the manufacturer could void the user's authority to operate this equipment.

INFORMATION

This equipment has been tested and found to comply with the limits for a Class A digital device, pursuant to Part 15 of the FCC Rules. These limits are designed to provide reasonable protection against harmful interference when the equipment is operated in a commercial environment. This equipment generates, uses, and can radiate radio frequency energy and, if not installed and used in accordance with the operation manual, may cause harmful interference to radio communications. Operation of this equipment in a residential area is likely to cause harmful interference, in which case the user will be required to correct the interference at his own expense.

For Customers in Canada

THIS CLASS A DIGITAL APPARATUS COMPLIES WITH CANADIAN ICES-003.

CET APPAREIL NUMÉRIQUE DE LA CLASSE A EST CONFORME À LA NORME NMB-003 DU CANADA.

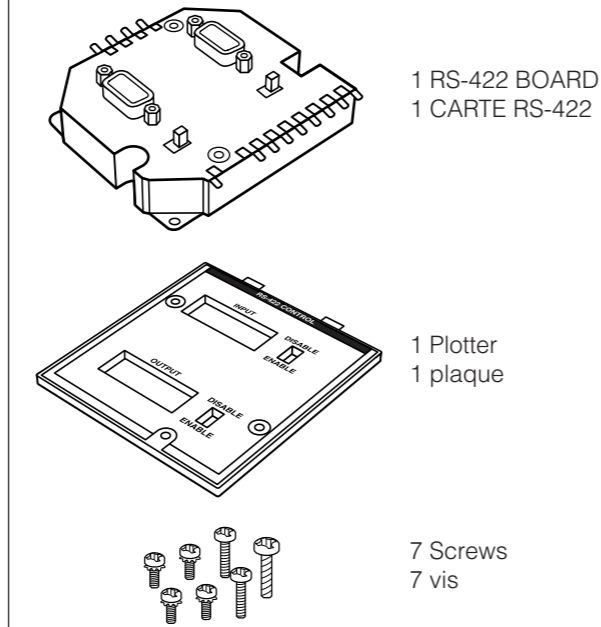
This equipment complies with the requirements of Directives 89/336/EEC and 73/23/EEC as amended by 93/68/EEC.

Ce matériel répond aux exigences contenues dans les directives 89/336/CEE et 73/23/CEE modifiées par la directive 93/68/CEE.

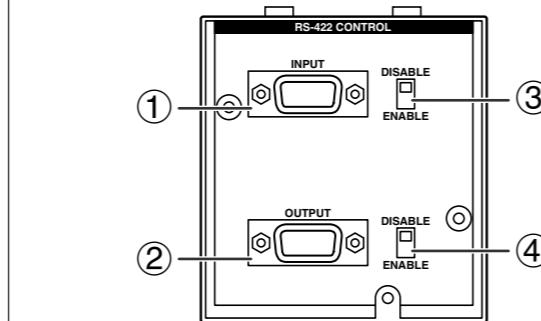
Dieses Gerät entspricht den Anforderungen der EG-Richtlinien 89/336/EWG und 73/23/EWG mit Änderung 93/68/EWG.

Este aparato satisface las exigencias de las Directivas 89/336/CEE y 73/23/CEE, modificadas por medio de la 93/68/CEE.

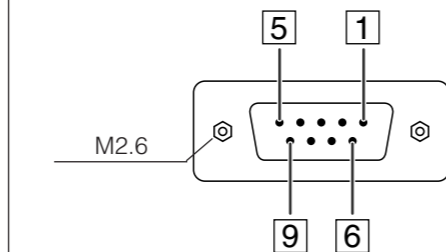
Included Items Matériel compris



Part Names Nomenclature des organes



Connecting Pin Assignments Affectation des broches de connexion



ENGLISH

Warning:

RS-422 Board installation/uninstallation must be performed by authorized service personnel only.

Warning

This is a class A product. In a domestic environment this product may cause radio interference in which case the user may be required to take adequate measures.

The AN-S422 RS-422 board can be installed in an expansion slot on a Sharp projector to control the projector by RS-422 interface. Before installing and using this board, be sure to thoroughly read the operation manuals accompanying the projector and Sharp Advanced Presentation Software.

Part Names

- RS-422 INPUT terminal**
Connects to the RS-422 OUTPUT terminal on another Sharp projector or the RS-422 terminal on a PC or control system.
- RS-422 OUTPUT terminal**
Connects to the RS-422 INPUT terminal on another Sharp projector to daisy chain several projectors in a network.
- INPUT ENABLE/DISABLE switch**
Set this switch to ENABLE when using the RS-422 INPUT terminal on this board. Set this switch to DISABLE when using the RS-232C INPUT terminal on the projector.
- OUTPUT ENABLE/DISABLE switch**
Set this switch to ENABLE when using the RS-422 OUTPUT terminal on this board. Set this switch to DISABLE when using the RS-232C OUTPUT terminal on the projector.

NOTE

- When connecting to the RS-422 terminal, use a low impedance cable that matches the connecting pin assignments below.
- Use the tip of a ballpoint pen or similar object to carefully slide the ENABLE/DISABLE switch to the desired position.

RS-422 Board Switch		Control Signal	
INPUT	OUTPUT	INPUT	OUTPUT
Enable	Enable	RS-422	RS-422
Enable	Disable	RS-422	RS-232C
Disable	Enable	RS-232C	RS-422
Disable	Disable	RS-232C	RS-232C

Connecting Pin Assignments

D-sub 9-pin (female)

- | | |
|-----------------------------|--------------------------|
| ① NC No Connection | ⑥ RXD- Received Data (-) |
| ② TXD- Transmitted Data (-) | ⑦ RXD+ Received Data (+) |
| ③ TXD+ Transmitted Data (+) | ⑧ CTS- Clear To Send (-) |
| ④ RTS- Request To Send (-) | ⑨ CTS+ Clear To Send (+) |
| ⑤ RTS+ Request To Send (+) | |

NOTE

- When the data received is garbled, it is possible that the cable you are using and the differential signal pin assignments of the terminal are mismatched. So check that you are using the correct cable.

Major Specifications

INTERFACE

Standard: Conforms to EIA-422-B

Max. transmission speed: 115.2 kbps*

Max. transmission range: 4,000 ft. (Approx. 1.2 km)*

Receiver input impedance: 100 Ω

*Varies depending on the operating environment or the type of cable used.

Checking the Status of the RS-422 Board

- When the RS-422 board is installed, select "Options" from the menu screen. "RS-422 Board" will appear for the Option Board setting.
- Select "RS-422 Board" and the RS-422 board status will be displayed.

NOTE

- See the operation manual of your Sharp projector for details.

FRANÇAIS

Avertissement:

L'installation/désinstallation de la carte RS-422 ne doit être réalisée que par un personnel de service autorisé.

Avertissement

Cet appareil est un produit de classe A. Dans un environnement domestique, il peut causer des interférences radio contre lesquelles l'utilisateur est requis de prendre les mesures appropriées.

La carte AN-S422 RS-422 peut être installée dans une des fentes d'extension d'un projecteur Sharp afin de commander le projecteur par l'interface RS-422. Avant d'installer et d'utiliser cette carte, lisez attentivement les modes d'emploi fournis avec le projecteur et le logiciel de présentation avancé Sharp.

Nomenclature des organes

- Terminal d'entrée RS-422 INPUT**
Se connecte sur le terminal de sortie RS-422 OUTPUT d'un autre projecteur Sharp ou sur le terminal RS-422 d'un ordinateur ou d'un système de commande.
- Terminal de sortie RS-422 OUTPUT**
Se connecte sur le terminal d'entrée RS-422 INPUT d'un autre projecteur Sharp permettant une connexion en chaîne de plusieurs projecteurs en un réseau.
- Commutateur d'activation/désactivation de l'entrée (INPUT ENABLE/DISABLE)**
Réglez ce commutateur sur la position ENABLE lors de l'utilisation du terminal d'entrée RS-422 INPUT de cette carte. Réglez ce commutateur sur la position DISABLE lors de l'utilisation du terminal d'entrée RS-232C INPUT du projecteur.
- Commutateur d'activation/désactivation de la sortie (OUTPUT ENABLE/DISABLE)**
Réglez ce commutateur sur la position ENABLE lors de l'utilisation du terminal de sortie RS-422 OUTPUT de cette carte. Réglez ce commutateur sur la position DISABLE lors de l'utilisation du terminal de sortie RS-232C OUTPUT du projecteur.

REMARQUE

- Lors de l'utilisation du terminal RS-422, utilisez un câble à basse impédance qui correspond à l'affectation des broches de connexion ci-dessous.
- Utilisez la pointe d'un stylo-bille ou un objet similaire pour glisser doucement le commutateur ENABLE/DISABLE sur la position souhaitée.

Commutateur de la carte RS-422		Signal de commande	
INPUT	OUTPUT	INPUT	OUTPUT
Enable	Enable	RS-422	RS-422
Enable	Disable	RS-422	RS-232C
Disable	Enable	RS-232C	RS-422
Disable	Disable	RS-232C	RS-232C

Affectation des broches de connexion

D-sub à 9 broches (femelle)

- | | |
|---------------------------------------|-------------------------------|
| ① NC Aucune connexion | ⑥ RXD- Données reçues (-) |
| ② TXD- Transmission de données (-) | ⑦ RXD+ Données reçues (+) |
| ③ TXD+ Transmission de données (+) | ⑧ CTS- Prêt à transmettre (-) |
| ④ RTS- Demande d'envoi de données (-) | ⑨ CTS+ Prêt à transmettre (+) |
| ⑤ RTS+ Demande d'envoi de données (+) | |

REMARQUE

- Si les données reçues sont corrompues, il est possible que le câble que vous utilisez et l'affectation des broches du signal différentiel soient incorrects. Assurez-vous d'utiliser le câble correct.

Spécifications principales

INTERFACE

Standard: Conforme à EIA-422-B

Vitesse de transmission maximale: 115,2 kbps*

Plage de transmission maximale: 4.000 pieds (environ 1,2 km)*

Impédance d'entrée du récepteur: 100 Ω

*Varie en fonction de l'environnement de fonctionnement ou du type de câble utilisé.

Vérification de l'état de la carte RS-422

- Quand la carte RS-422 est installée, choisissez «Options» à partir de l'écran de menus. «Carte RS-422» apparaît pour le réglage de la carte optionnelle.
- Choisissez «Carte RS-422» et l'état de la carte RS-422 est affiché.

REMARQUE

- Reportez-vous au mode d'emploi de votre projecteur Sharp pour plus de détails.

For Customers in the U.S.A.

THIS DEVICE COMPLIES WITH PART 15 OF THE FCC RULES.

OPERATION IS SUBJECT TO THE FOLLOWING TWO CONDITIONS:

- (1) THIS DEVICE MAY NOT CAUSE HARMFUL INTERFERENCE, AND
- (2) THIS DEVICE MUST ACCEPT ANY INTERFERENCE RECEIVED, INCLUDING INTERFERENCE THAT MAY CAUSE UNDESIRED OPERATION.

WARNING:

FCC Regulations state that any unauthorized changes or modifications to this equipment not expressly approved by the manufacturer could void the user's authority to operate this equipment.

INFORMATION

This equipment has been tested and found to comply with the limits for a Class A digital device, pursuant to Part 15 of the FCC Rules. These limits are designed to provide reasonable protection against harmful interference when the equipment is operated in a commercial environment. This equipment generates, uses, and can radiate radio frequency energy and, if not installed and used in accordance with the operation manual, may cause harmful interference to radio communications. Operation of this equipment in a residential area is likely to cause harmful interference, in which case the user will be required to correct the interference at his own expense.

For Customers in Canada

THIS CLASS A DIGITAL APPARATUS COMPLIES WITH CANADIAN ICES-003.

CET APPAREIL NUMÉRIQUE DE LA CLASSE A EST CONFORME À LA NORME NMB-003 DU CANADA.

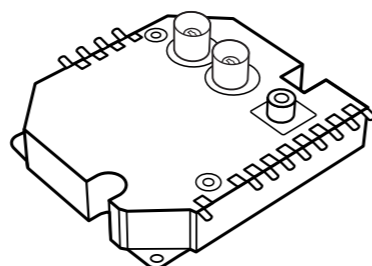
This equipment complies with the requirements of Directives 89/336/EEC and 73/23/EEC as amended by 93/68/EEC.

Ce matériel répond aux exigences contenues dans les directives 89/336/CEE et 73/23/CEE modifiées par la directive 93/68/CEE.

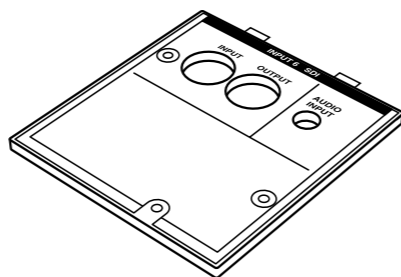
Dieses Gerät entspricht den Anforderungen der EG-Richtlinien 89/336/EWG und 73/23/EWG mit Änderung 93/68/EWG.

Este aparato satisface las exigencias de las Directivas 89/336/CEE y 73/23/CEE, modificadas por medio de la 93/68/CEE.

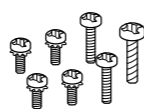
Included Items Matériel compris



1 SDI BOARD
1 CARTE SDI

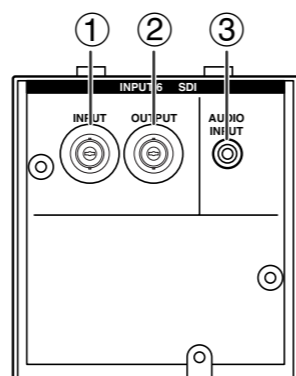


1 Plotter
1 plaque



7 Screws
7 vis

Part Names Nomenclature des organes



ENGLISH

Warning:

SDI Board installation/uninstallation must be performed by authorized service personnel only.

Warning

This is a class A product. In a domestic environment this product may cause radio interference in which case the user may be required to take adequate measures.

The AN-SD1 serial digital interface (SDI) board can be installed in a Sharp projector to input and output SDI composite and component signals to and from D1, D2, D3, DVC Pro, Digital Betacam and other digital VTRs and video equipment. Before installing and using this SDI board, be sure to thoroughly read the operation manual accompanying the projector.

Part Names

- ① **SDI INPUT (BNC) terminal**
Connects to VTR and video equipment with SDI connections for inputting SMPTE 259M-A (composite SDI) and SMPTE 259M-C (component SDI) signals.
- ② **SDI OUTPUT (BNC) terminal**
Outputs digital signals input through the INPUT terminal when power on the projector and video equipment is on. (Active through output)
- ③ **AUDIO INPUT terminal (ø3.5 mm stereo minijack)**
Inputs analog audio signals.

NOTE

- The SDI INPUT terminal only decodes video signals.
- To input analog audio signals, use the AUDIO INPUT terminal.
- The following cables are recommended for use with the SDI INPUT/OUTPUT terminals: 5C-2V (JIS certified) or RG-6A/U (UL certified) coaxial cables.

Major Specifications

INPUT: BNC (1)
SMPTE 259M-A (serial digital NTSC composite),
SMPTE 259M-C (serial digital component)

OUTPUT: BNC (1), Active through output
SMPTE 259M-A (serial digital NTSC composite), SMPTE 259M-C (serial digital component)

AUDIO INPUT: ø3.5 mm stereo minijack (1)

Checking the Status of the SDI Board

1. When the SDI board is installed, select "Options" from the menu screen. "SDI Board" will appear for the Option Board setting.
2. Select "SDI Board" and the SDI board status will be displayed.

NOTE

- See the operation manual of your Sharp projector for details.

FRANÇAIS

Avertissement:

L'installation/désinstallation de la carte SDI ne doit être réalisée que par un personnel de service autorisé.

Avertissement

Cet appareil est un produit de classe A. Dans un environnement domestique, il peut causer des interférences radio contre lesquelles l'utilisateur est requis de prendre les mesures appropriées.

L'interface numérique série AN-SD1 (SDI) peut être installée dans un projecteur Sharp pour l'entrée et la sortie de signaux composites en en composantes SDI vers et à partir d'appareils vidéo D1, D2, D3, DVC Pro, Digital Betacam ou d'autres appareils numériques. Avant d'installer et d'utiliser cette carte SDI, lisez attentivement les modes d'emploi fournis avec le projecteur.

Nomenclature des organes

- ① **Prise d'entrée SDI INPUT (BNC)**
Se connecte à un magnétoscope ou un appareil vidéo muni de connexions SDI pour l'entrée de signaux SMPTE 259M-A (Composite SDI) et SMPTE 259M-C (Composante SDI).
- ② **Prise de sortie SDI OUTPUT (BNC)**
Sort les signaux numériques entrés par le terminal d'entrée INPUT quand le projecteur et l'appareil vidéo sont sous tension. (En boucle lorsque l'appareil est sous tension)
- ③ **Prise d'entrée audio (AUDIO INPUT) (prise mini stéréo de 3,5 mm ø)**
Pour entrer les signaux audio analogique

REMARQUE

- La prise d'entrée SDI INPUT décode uniquement les signaux vidéo.
- Pour entrer les signaux audio analogiques, utilisez la prise d'entrée audio (AUDIO INPUT).
- Nous vous recommandons d'utiliser les câbles suivants avec les prises d'entrée sortie SDI: câbles coaxiaux 5C-2V (certifié JIS) ou RG-6A/U (certifié UL)

Spécifications principales

Entrée (INPUT): BNC (1)
SMPTE 259M-A (composite NTSC numérique série), SMPTE 259M-C (composantes numériques série)

Sortie (OUTPUT): BNC (1), en boucle lorsque l'appareil est sous tension
SMPTE 259M-A (composite NTSC numérique série), SMPTE 259M-C (composantes numériques série)

Entrée audio (AUDIO INPUT): prise mini stéréo de 3,5 mm ø (1)

Vérification de l'état de la carte SDI

1. Quand la carte SDI est installée, choisissez «Options» à partir de l'écran de menus. «Carte numérique SDI» apparaît pour le réglage de la carte optionnelle.
2. Choisissez «Carte numérique SDI» et l'état de la carte SDI est affiché.

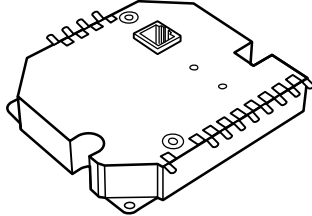
REMARQUE

- Reportez-vous au mode d'emploi de votre projecteur Sharp pour plus de détails.

SHARP SERVICE MANUAL

SERVICE-ANLEITUNG

S2108AN-L10T/



10BASE-T BOARD

10BASE-T-BOARD

for LCD PROJECTOR

für LCD PROJEKTOR

MODEL
MODELL

AN-L10T

In the interests of user-safety (Required by safety regulations in some countries) the set should be restored to its original condition and only parts identical to those specified should be used.

Im Interesse der Benutzersicherheit (erforderliche Sicherheitsregeln in einigen Ländern) muß das Gerät in seinen Originalzustand gebracht werden. Außerdem dürfen für die spezifizierten Bauteile nur identische Teile verwendet werden.

CONTENTS

INHALT

	Page		Seite
• OPERATION MANUAL	2	• BEDIENUNGSANLEITUNG	3
• SCHEMATIC DIAGRAM	4	• SCHEMATISCHER SCHALTPLAN	4
• PRINTED WIRING BOARD ASSEMBLIES	6	• LEITERPLATTENEINHEITEN	6
• PARTS LIST		• ERSATZTEILLISTE	
■ ELECTRICAL PARTS	7	■ ELEKTRISCHE BAUTEILE	7
■ MECHANICAL PARTS	8	■ MEKANISCHE BAUTEILE	8
■ SUPPLIED ACCESSORIES	8	■ ZUBEHÖRTEILE	8
■ PACKING PARTS	8	■ VERPACKUNGSTEILE	8
• PACKING OF THE SET	9	• VERPACKEN DES GERÄTS	9

OPERATION MANUAL

ENGLISH

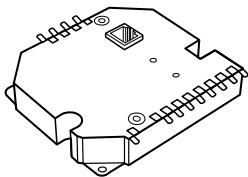
Warning:

10BASE-T Board installation/uninstallation must be performed by authorized service personnel only.

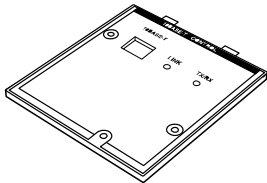
Warning

This is a class A product. In a domestic environment this product may cause radio interference in which case the user may be required to take adequate measures.

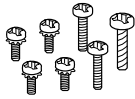
Included Items



1 10BASE-T BOARD

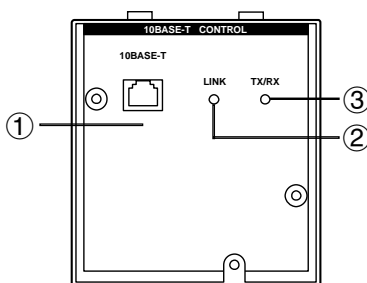


1 Plotter



7 Screws

Part Names



The AN-L10T 10BASE-T board can be installed in an expansion slot on a Sharp projector to control the projector by 10BASE-T interface.

Before installing and using this board, be sure to thoroughly read the operation manuals accompanying the projector and Sharp Advanced Presentation Software Professional Edition.

Part Names

① 10BASE-T port

Use UTP cables for 10BASE-T/100BASE-TX (category5). When connecting a PC to this board, use a cross type cable; and when connecting a Hub to this board, use a straight type cable.

② LED indicator (LINK)

Lights up when this board is linked.

③ Status LED (TX/RX)

Lights up when data is transmitted or received.

Set up

A. "Setting Up" the Projector

1. Select "Options" from the menu screen of the projector which the 10BASE-T board is installed.
2. Select "LAN board".
Sub menu screen for set up appears.
3. Select "IP Address Set" and enter the address assigned for this board.
4. Enter the Gateway address and Subnet mask.

NOTE

- If the IP address, Gateway address or Subnet mask is unknown, refer to a network administrator.

B. Setting Up the Sharp Advanced Presentation Software Professional Edition

Enter the IP address as in step A-3.

When setting the "Operation Mode" to the "Single Projector Operation Mode", enter the address in the "Projector Setting" menu, and to the "Multiple Projector Operation Mode", enter it in the "Scan Setting" menu.

Troubleshooting

If it does not operate correctly, check cable connection and each setting related to IP address, Gateway address, Subnet mask, etc.

Use the Sharp Advanced Presentation Software Professional Edition Version 1.3 or higher.

Download the latest version from our website using the following URL:

<http://www.sharp-world.com/projector/>

Major Specifications (Interface)

Standard: Conforms to IEEE802.3

- Connector: RJ-45
 - Max. transmission speed: 10 Mbps*
 - Max. transmission range: 330 ft. (Appr ox. 100m)*
- *Between the hub and this board

- Note that the specifications and the appearance of this board are subject to change without prior notice for the purpose of design improvements.

BEDIENUNGSANLEITUNG

DEUTSCH

Warnung:

Die Installation bzw. Entfernung des 10BASE-T-Boards darf nur durch autorisiertes Wartungspersonal vorgenommen werden.

Warnung

Dieses ist ein Computer-Produkt der Klasse A. In einem Wohnbereich kann dieses Produkt zu Interferenzen beim Radio- und Fernsehempfang führen, die durch den Benutzer dieses Produktes durch entsprechende Maßnahmen behoben werden sollten.

Das AN-L10T 10BASE-T-Board kann in deinem Erweiterungssteckplatz eines Projektors von Sharp zur Steuerung des Projektors mit dem 10BASE-T-Interface installiert werden. Lesen Sie vor der Installation und Verwendung des Boards die Bedienungsanleitung des Projektors und der Sharp Advanced Presentation Software Professional Edition gründlich durch.

Lage der Bedienelemente

① 10BASE-T-Port

UTP-Kabel für 10BASE-T/100BASE-TX (Kategorie 5) verwenden. Beim Anschluß eines PCs an dieses Board ein gekreuztes Kabel verwenden und bei Anschluß einer Hub-Buchse an dieses Board ein normales Kabel verwenden.

② LED-Anzeige (LINK)

Leuchtet bei Verbindung mit diesem Board auf.

③ Status-LED (TX/RX)

Leuchtet beim Senden und Empfangen von Daten auf.

Einstellung

A. „Einstellung“ des Projektors

1. „Optionen“ aus der Menü-Anzeige des Projektors wählen, in dem das 10BASE-T-Board installiert ist.
2. Das „LAN-Board“ wählen.
Das Untermenü für die Einstellung wird angezeigt.
3. „IP Adresse Set“ wählen und die diesem Board zugewiesene Adresse eingeben.
4. Die Gateway-Adresse und die Subnet Mask eingeben.

HINWEIS

- Wenn die IP-Adresse, Gateway-Adresse oder Subnet Mask nicht bekannt ist, wenden Sie sich bitte an einen Netzwerk-Administrator.

B. Einstellung der Sharp Advanced Presentation Software Professional Edition.

Die IP-Adresse wie in Schritt A-3 beschrieben eingeben. Bei Einstellung des „Operation Mode“ auf „Single Projector Operation Mode“ die Adresse im Menü für „Projector Setting“ eingeben und im „Multiple Projector Operation Mode“ die Adresse im Menü für „Scan Setting“ eingeben.

Fehlersuche

Wenn diese Einstellung nicht richtig funktioniert, prüfen Sie die Kabel-Anschlüsse und die einzelnen Einstellungen der IP-Adresse, Gateway-Adresse, Subnet Mask usw.

Die Sharp Advanced Presentation Software Professional Edition Version 1.3 oder höher verwenden. Die letzte Version kann von unserer Web-Seite unter Verwendung des folgenden URL heruntergeladen werden:

<http://www.sharp-world.com/projector/>

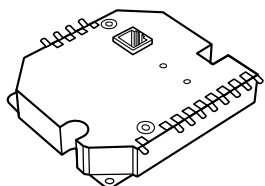
Technische Daten (Interface)

Standard: Übereinstimmung mit IEEE802.3

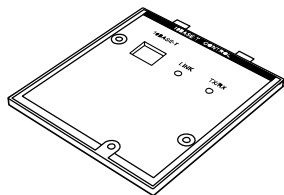
- Anschluß: RJ-45
 - Max. Übertragungsgeschwindigkeit: 10 Mbps*
 - Max. Übertragungsbereich: 330 feet (ca. 100 m)*
- *Zwischen der Hub-Buchse und diesem Board

- Änderungen der technischen Daten und der Gestaltung dieses Boards ohne vorherige Ankündigung für Verbesserungen vorbehalten.

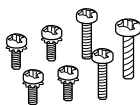
Mitgelieferte Gegenstände



1 10BASE-T-BOARD

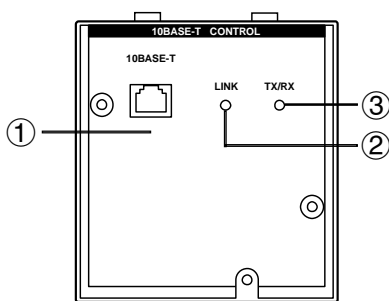


1 Plotter



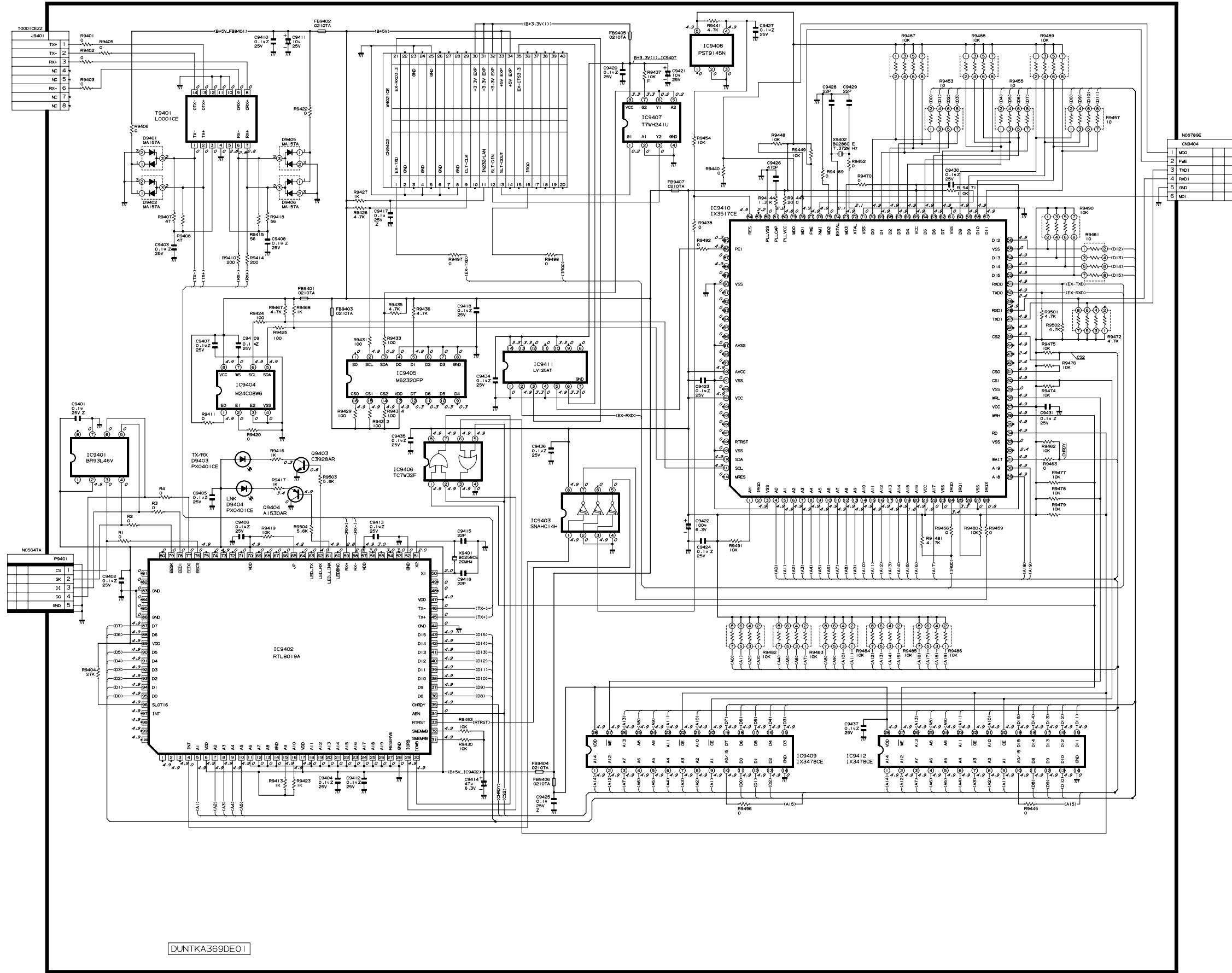
7 Schrauben

Lage der Bedienelemente



10 BASE-T BOARD / 10BASE-T-BOARD-EINHEIT

H
G
F
E
D
C
B
A



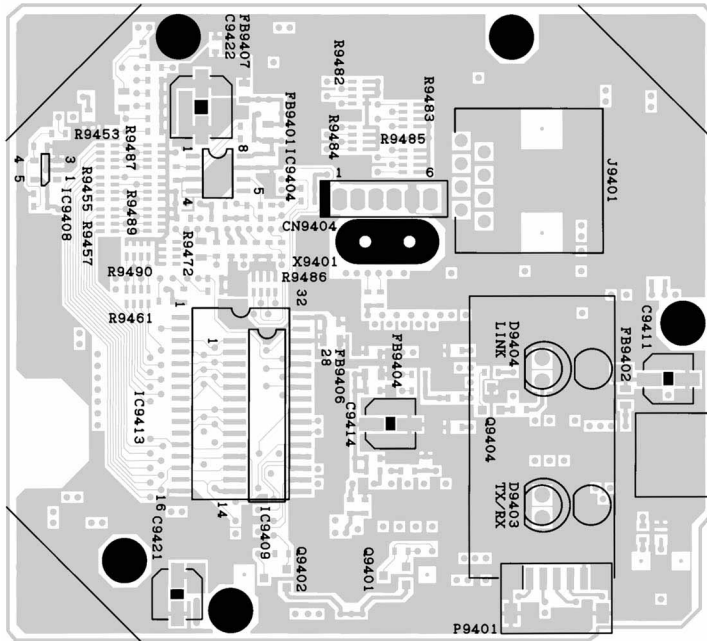
DUNTKA369DE01

1 2 3 4 5 6 7 8 9 10 11 12

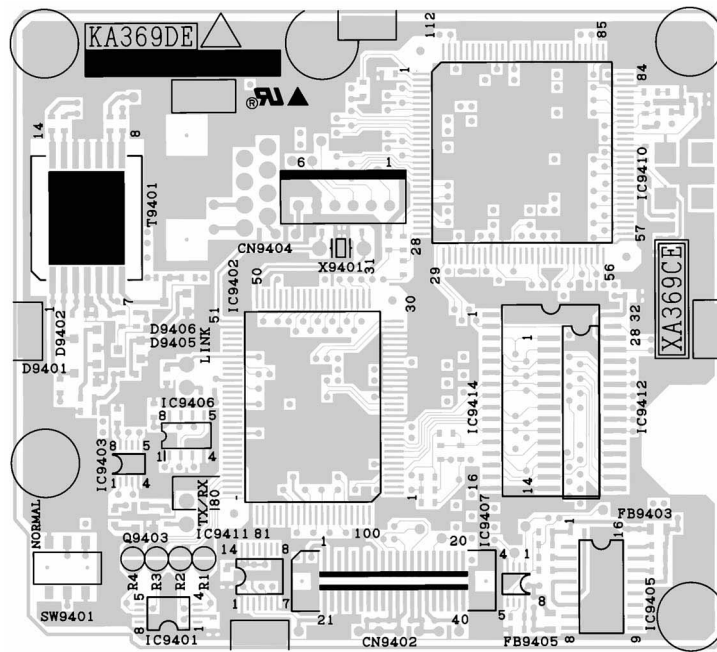
**PRINTED WIRING BOARD ASSEMBLIES
LEITERPLATTEN EINHEIT**

H
G
F
E
D
C
B
A

1 2 3 4 5 6



**10 BASE-T BOARD Unit (Wiring Side)
10 BASE-T-BBOARD Einheit (Leiterbahnseite)**



**10 BASE-T BOARD Unit (Component Side)
10 BASE-T-BBOARD Einheit (Bestückungsseite)**

PARTS LIST

PARTS REPLACEMENT

Replacement parts which have these special safety characteristics identified in this manual; electrical components having such features are identified by Δ and shaded areas in the Replacement Parts Lists and Schematic Diagrams. The use of a substitute replacement part which does not have the same safety characteristic as the factory recommended replacement parts shown in this service manual may create shock, fire or other hazards.

"HOW TO ORDER REPLACEMENT PARTS"

To have your order filled promptly and correctly, please furnish the following information.

1. MODEL NUMBER
2. REF. NO.
3. PART NO.
4. DESCRIPTION

in **USA**: Contact your nearest SHARP Parts Distributor to order.
For location of SHARP Parts Distributor, Please call Toll-Free; 1-800-BE-SHARP

in **CANADA**: Contact SHARP Electronics of Canada Limited
Phone (416) 890-2100.

★ MARK: SPARE PARTS-DELIVERY SECTION

Ref. No.	Part No.	★	Description	Code
DUNTKA369DE01				
10BASE-T BOARD UNIT				
INTEGRATED CIRCUITS				
IC9401	VHIBR93L46V-1	J	BR93LC46FV-E2	AF
IC9402	VHIRTL8019A-1Q	J	RTL8019A	AZ
IC9403	VHISNAHC14H-1	J	SN74AHC2G14HDC	AE
IC9404	VHIM24C08W6-1	J	M24C08-WMM6T	AH
IC9405	VHIM62320FP-1	J	M62320FP	AK
IC9406	VHITC7W32F/-1	J	TC7W32F	AE
IC9407	VHIT7WH241U-1	J	TC7WH241FU	AF
IC9408	VHIPST9145N-1*	J	PST9145NR	AE
IC9409	RH-iX3478CEZZ*	J	IS61C256AH-12J	AN
IC9410	RH-iX3517CEZZQ	J	IX3517CE	BQ
IC9411	VHILV125AT+/-1	J	SN74LV125APWR	AE
IC9412	RH-iX3478CEZZ*	J	IS61C256AH-12J	AN
TRANSISTORS				
Q9403	VS2SC3928AR-1	J	2SC3928AR	AB
Q9404	VS2SA1530AR-1	J	2SA1530AR	AB
DIODES				
D9401	VHDM157A//1	J	MA157A	AC
D9402	VHDM157A//1	J	MA157A	AC
D9403	RH-PX0401CEZZ	J	LED, TX/PX	AC
D9404	RH-PX0401CEZZ	J	LED, LINK	AC
D9405	VHDM157A//1	J	MA157A	AC
D9406	VHDM157A//1	J	MA157A	AC
CRYSTALS				
X9401	RCRSB0258CEZZ	J	Crystal, 20MHz	AG
X9402	RCRSB0286CEZZ	J	Crystal, 14.318MHz	AH
TRANSFORMER				
T9401	RTRNL0001CEZZ*	J	Transformer	AS
CAPACITORS				
C9401	VCKYCY1EF104Z	J	0.1 25V Ceramic	AA
C9402	VCKYCY1EF104Z	J	0.1 25V Ceramic	AA
C9403	VCKYCY1EF104Z	J	0.1 25V Ceramic	AA
C9404	VCKYCY1EF104Z	J	0.1 25V Ceramic	AA
C9405	VCKYCY1EF104Z	J	0.1 25V Ceramic	AA
C9406	VCKYCY1EF104Z	J	0.1 25V Ceramic	AA
C9407	VCKYCY1EF104Z	J	0.1 25V Ceramic	AA
C9408	VCKYCY1EF104Z	J	0.1 25V Ceramic	AA
C9409	VCKYCY1EF104Z	J	0.1 25V Ceramic	AA
C9410	VCKYCY1EF104Z	J	0.1 25V Ceramic	AA

ERSATZTEILLISTE

AUSTAUSCH VON TEILEN

Ersatzteile, die besondere Sicherheitseigenschaften haben, sind in dieser Anleitung markiert. Elektrische Komponenten mit solchen Eigenschaften sind in den Ersatzteil durch " Δ " gekennzeichnet. Der Gebrauch von Ersatzteilen, die nicht dieselben Sicherheitseigenschaften haben wie die vom Hersteller empfohlenen und in der Bedienungsanleitung angegebenen, können zur Ursache von Blitzeinschlägen, Bränden und anderen Gefahren werden.

"WIE MAN ERSATZTEILE BESTELLT"

Damit Ihre Bestellung prompt und korrekt ausgeführt wird, geben Sie bitte folgende Informationen.

1. MODELL NR.
2. REF. NR.
3. ERSATZTEIL NR.
4. BESCHREIBUNG

★ MARKIERUNG : ERSATZTEILE-LIEFERUNG

Ref. No.	Part No.	★	Description	Code
C9411	VCEAPF1EW106M	J	10 25V Electrolytic	AB
C9412	VCKYCY1EF104Z	J	0.1 25V Ceramic	AA
C9413	VCKYCY1EF104Z	J	0.1 25V Ceramic	AA
C9414	VCEAPF0JW476M	J	47 6.3V Electrolytic	AB
C9415	VCCCCY1HH220J	J	22p 50V Ceramic	AA
C9416	VCCCCY1HH220J	J	22p 50V Ceramic	AA
C9417	VCKYCY1EF104Z	J	0.1 25V Ceramic	AA
C9418	VCKYCY1EF104Z	J	0.1 25V Ceramic	AA
C9420	VCKYCY1EF104Z	J	0.1 25V Ceramic	AA
C9421	VCEAPF1EW106M	J	10 25V Electrolytic	AB
C9422	VCEAPF0JW107M	J	100 6.3V Electrolytic	AC
C9423	VCKYCY1EF104Z	J	0.1 25V Ceramic	AA
C9424	VCKYCY1EF104Z	J	0.1 25V Ceramic	AA
C9425	VCKYCY1EF104Z	J	0.1 25V Ceramic	AA
C9426	VCCCCY1HH471J	J	470p 50V Ceramic	AA
C9427	VCKYCY1EF104Z	J	0.1 25V Ceramic	AA
C9428	VCCCCY1HH220J	J	22p 50V Ceramic	AA
C9429	VCCCCY1HH220J	J	22p 50V Ceramic	AA
C9430	VCKYCY1EF104Z	J	0.1 25V Ceramic	AA
C9431	VCKYCY1EF104Z	J	0.1 25V Ceramic	AA
C9434	VCKYCY1EF104Z	J	0.1 25V Ceramic	AA
C9435	VCKYCY1EF104Z	J	0.1 25V Ceramic	AA
C9436	VCKYCY1EF104Z	J	0.1 25V Ceramic	AA
C9437	VCKYCY1EF104Z	J	0.1 25V Ceramic	AA
RESISTORS				
R9401	VRS-CY1JF000J	J	0 1/16W Metal Oxide	AA
R9402	VRS-CY1JF000J	J	0 1/16W Metal Oxide	AA
R9403	VRS-CY1JF000J	J	0 1/16W Metal Oxide	AA
R9404	VRS-CY1JF273J	J	27k 1/16W Metal Oxide	AA
R9405	VRS-CY1JF000J	J	0 1/16W Metal Oxide	AA
R9406	VRS-CY1JF000J	J	0 1/16W Metal Oxide	AA
R9407	VRS-CY1JF470J	J	47 1/16W Metal Oxide	AA
R9408	VRS-CY1JF470J	J	47 1/16W Metal Oxide	AA
R9410	VRS-CY1JF201J	J	200 1/16W Metal Oxide	AA
R9411	VRS-CY1JF000J	J	0 1/16W Metal Oxide	AA
R9413	VRS-CY1JF102J	J	1.0k 1/16W Metal Oxide	AA
R9414	VRS-CY1JF201J	J	200 1/16W Metal Oxide	AA
R9415	VRS-CY1JF560J	J	56 1/16W Metal Oxide	AA
R9416	VRS-CY1JF102J	J	1.0k 1/16W Metal Oxide	AA
R9417	VRS-CY1JF102J	J	1.0k 1/16W Metal Oxide	AA
R9418	VRS-CY1JF560J	J	56 1/16W Metal Oxide	AA
R9419	VRS-CY1JF103J	J	10k 1/16W Metal Oxide	AA
R9420	VRS-CY1JF000J	J	0 1/16W Metal Oxide	AA
R9422	VRS-CY1JF000J	J	0 1/16W Metal Oxide	AA
R9423	VRS-CY1JF102J	J	1.0k 1/16W Metal Oxide	AA
R9424	VRS-CY1JF101J	J	100 1/16W Metal Oxide	AA
R9425	VRS-CY1JF101J	J	100 1/16W Metal Oxide	AA
R9426	VRS-CY1JF472J	J	4.7k 1/16W Metal Oxide	AA

Ref. No.	Part No.	★	Description	Code
DUNTKA369DE01				
10BASE-T BOARD UNIT(Continued)				
R9427	VRS-CY1JF102J	J	1.0k 1/16W Metal Oxide	AA
R9429	VRS-CY1JF101J	J	100 1/16W Metal Oxide	AA
R9430	VRS-CY1JF103J	J	10k 1/16W Metal Oxide	AA
R9431	VRS-CY1JF101J	J	100 1/16W Metal Oxide	AA
R9432	VRS-CY1JF101J	J	100 1/16W Metal Oxide	AA
R9433	VRS-CY1JF101J	J	100 1/16W Metal Oxide	AA
R9434	VRS-CY1JF101J	J	100 1/16W Metal Oxide	AA
R9435	VRS-CY1JF472J	J	4.7k 1/16W Metal Oxide	AA
R9436	VRS-CY1JF472J	J	4.7k 1/16W Metal Oxide	AA
R9437	VRS-CY1JF103F	J	10k 1/16W Metal Oxide	AA
R9438	VRS-CY1JF000J	J	0 1/16W Metal Oxide	AA
R9440	VRS-CY1JF000J	J	0 1/16W Metal Oxide	AA
R9441	VRS-CY1JF472J	J	4.7k 1/16W Metal Oxide	AA
R9444	VRS-CY1JF132J	J	1.3k 1/16W Metal Oxide	AA
R9445	VRS-CY1JF000J	J	0 1/16W Metal Oxide	AA
R9446	VRS-CY1JF201J	J	200 1/16W Metal Oxide	AA
R9448	VRS-CY1JF103J	J	10k 1/16W Metal Oxide	AA
R9449	VRS-CY1JF103J	J	10k 1/16W Metal Oxide	AA
R9452	VRS-CY1JF000J	J	0 1/16W Metal Oxide	AA
R9453	VRS-CB1JF100J	J	10 1/16W Metal Oxide	AA
R9454	VRS-CY1JF103J	J	10k 1/16W Metal Oxide	AA
R9455	VRS-CB1JF100J	J	10 1/16W Metal Oxide	AA
R9456	VRS-CY1JF000J	J	0 1/16W Metal Oxide	AA
R9457	VRS-CB1JF100J	J	10 1/16W Metal Oxide	AA
R9459	VRS-CY1JF000J	J	0 1/16W Metal Oxide	AA
R9461	VRS-CB1JF100J	J	10 1/16W Metal Oxide	AA
R9462	VRS-CY1JF103J	J	10k 1/16W Metal Oxide	AA
R9463	VRS-CY1JF000J	J	0 1/16W Metal Oxide	AA
R9467	VRS-CY1JF472J	J	4.7k 1/16W Metal Oxide	AA
R9468	VRS-CY1JF102J	J	1.0k 1/16W Metal Oxide	AA
R9469	VRS-CY1JF000J	J	0 1/16W Metal Oxide	AA
R9470	VRS-CY1JF000J	J	0 1/16W Metal Oxide	AA
R9471	VRS-CY1JF103J	J	10k 1/16W Metal Oxide	AA
R9472	VRS-CB1JF472J	J	4.7k 1/16W Metal Oxide	AC
R9474	VRS-CY1JF103J	J	10k 1/16W Metal Oxide	AA
R9475	VRS-CY1JF103J	J	10k 1/16W Metal Oxide	AA
R9476	VRS-CY1JF103J	J	10k 1/16W Metal Oxide	AA
R9477	VRS-CY1JF103J	J	10k 1/16W Metal Oxide	AA
R9478	VRS-CY1JF103J	J	10k 1/16W Metal Oxide	AA
R9479	VRS-CY1JF103J	J	10k 1/16W Metal Oxide	AA
R9480	VRS-CY1JF103J	J	10k 1/16W Metal Oxide	AA
R9481	VRS-CY1JF472J	J	4.7k 1/16W Metal Oxide	AA
R9482	VRS-CB1JF103J	J	10k 1/16W Metal Oxide	AA
R9483	VRS-CB1JF103J	J	10k 1/16W Metal Oxide	AA
R9484	VRS-CB1JF103J	J	10k 1/16W Metal Oxide	AA
R9485	VRS-CB1JF103J	J	10k 1/16W Metal Oxide	AA
R9486	VRS-CB1JF103J	J	10k 1/16W Metal Oxide	AA
R9487	VRS-CB1JF103J	J	10k 1/16W Metal Oxide	AA
R9488	VRS-CB1JF103J	J	10k 1/16W Metal Oxide	AA
R9489	VRS-CB1JF103J	J	10k 1/16W Metal Oxide	AA
R9490	VRS-CB1JF103J	J	10k 1/16W Metal Oxide	AA
R9491	VRS-CY1JF103J	J	10k 1/16W Metal Oxide	AA
R9492	VRS-CY1JF000J	J	0 1/16W Metal Oxide	AA
R9493	VRS-CY1JF103J	J	10k 1/16W Metal Oxide	AA
R9496	VRS-CY1JF000J	J	0 1/16W Metal Oxide	AA
R9497	VRS-CY1JF000J	J	0 1/16W Metal Oxide	AA
R9498	VRS-CY1JF000J	J	0 1/16W Metal Oxide	AA
R9501	VRS-CY1JF472J	J	4.7k 1/16W Metal Oxide	AA
R9502	VRS-CY1JF472J	J	4.7k 1/16W Metal Oxide	AA
R9503	VRS-CY1JF562J	J	5.6k 1/16W Metal Oxide	AA
R9504	VRS-CY1JF562J	J	5.6k 1/16W Metal Oxide	AA

MISCELLANEOUS PARTS

CN9402	QCNCW4021CEZZ	J	Plug, 40-pin	AL
CN9404	QPLGN0678GEZZ	J	Lead Relay Plug	AB
FB9401	RBLN-0210TAZZ	J	Ferrite Bead	AB
FB9402	RBLN-0210TAZZ	J	Ferrite Bead	AB
FB9403	RBLN-0210TAZZ	J	Ferrite Bead	AB
FB9404	RBLN-0210TAZZ	J	Ferrite Bead	AB
FB9405	RBLN-0210TAZZ	J	Ferrite Bead	AB
FB9406	RBLN-0210TAZZ	J	Ferrite Bead	AB
FB9407	RBLN-0210TAZZ	J	Ferrite Bead	AB

Ref. No.	Part No.	★	Description	Code
J9401	QJAKT0001CEZZ	J	Jack, 10BASE-T port	AK
P9401	QPLGN0564TAZZ	J	Plug, 5-pin	AC
	PSLDM4623CEFW	J	Shield	AK
	QEARP0112CEFW	J	Earth Shield	AM
	LHLDZ9156CEZZ	J	Holder	AB
	PMLT-0265CE00	J	Spacer	AC
	XBPSD26P04000	J	Screw	AA

SUPPLIED ACCESSORIES

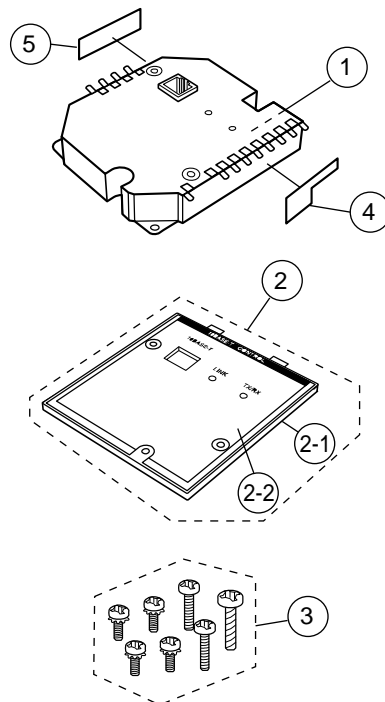
TGAN-1642CEZZ	J	Guaranty	AC
TGAN-1650CEZZ	J	Guaranty	AD
TiNS-7235CEN1	J	Setting Manual	AF
TiNS-7267CEZZ	J	Operation Manual	AG

PACKING PARTS
(NOT REPLACEMENT ITEM)

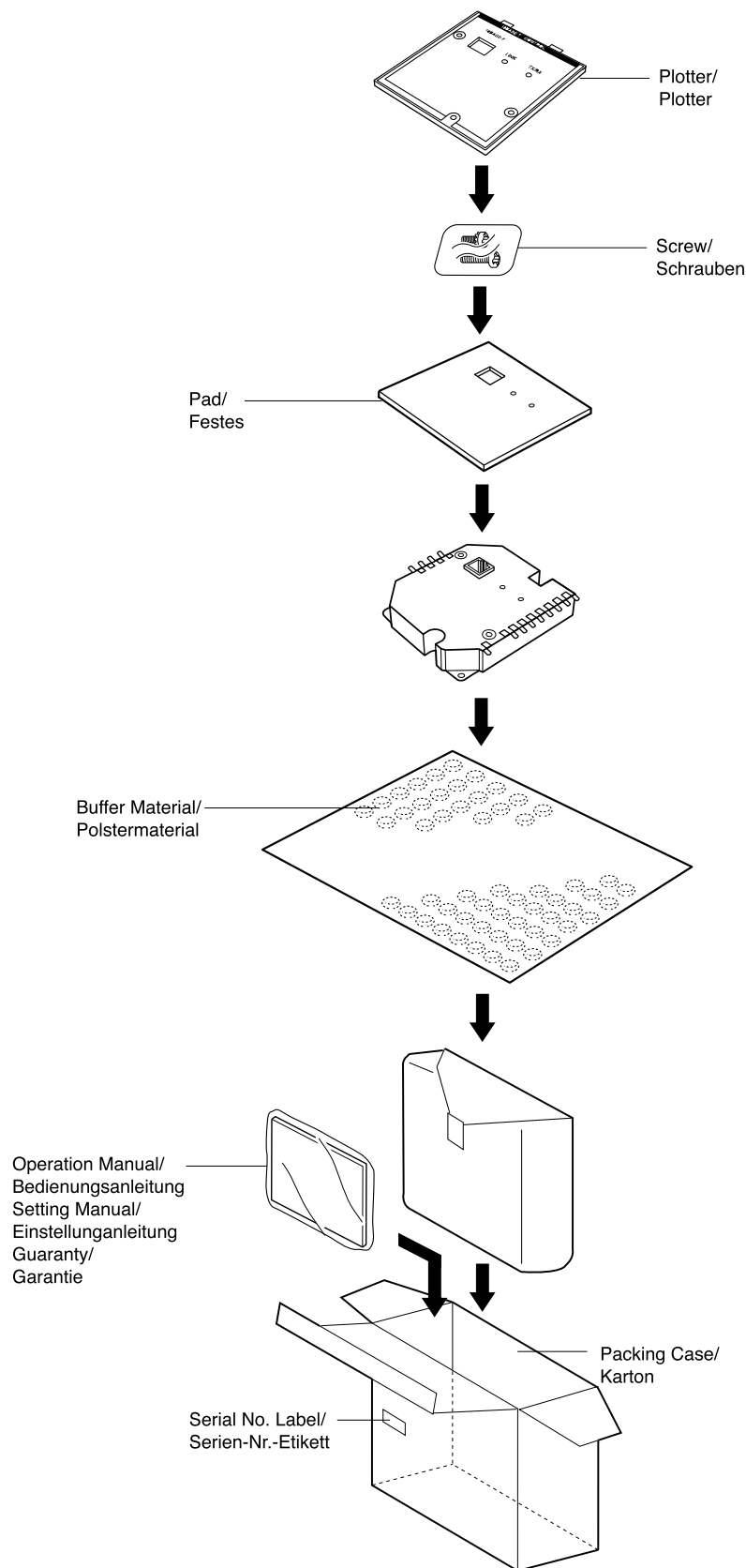
TLABE0008CEZZ	-	Barcode Label	—
TLABN0279CEZZ	-	Serial No. Label (for packing case)	—
SPAKC5290CEZZ	-	Packing Case	—
SPAKP0879CEZZ	-	Buffer Material	—
SPAKP0888CEZZ	-	Pad	—

MECHANICAL PARTS

1	DUNTKA369DE01	-	10 BASE-T BOARD Unit	—
2	CCOVA1894CE01	J	Plotter Ass'y	AU
2-1	<i>Not Available</i>			—
2-2	HiNDP5574CESA	J	Indication Plate	AH
3	LX-BZ3430CE01	J	Screws	AF
4	TLABM4232CEZZ	J	Model Label	AF
5	TLABN0242CEZZ	J	Serial No. Label (for unit)	AE



PACKING OF THE SET VERPACKEN DES GERÄTS



SHARP

COPYRIGHT © 2001 BY SHARP CORPORATION

ALL RIGHTS RESERVED.

No part of this publication may be reproduced, stored in a retrieval system, or transmitted in any form or by any means, electronic, mechanical, photocopying, recording, or otherwise, without prior written permission of the publisher.