

BBK

Extreme 2 Series

SERVICE MANUAL

CONTENT

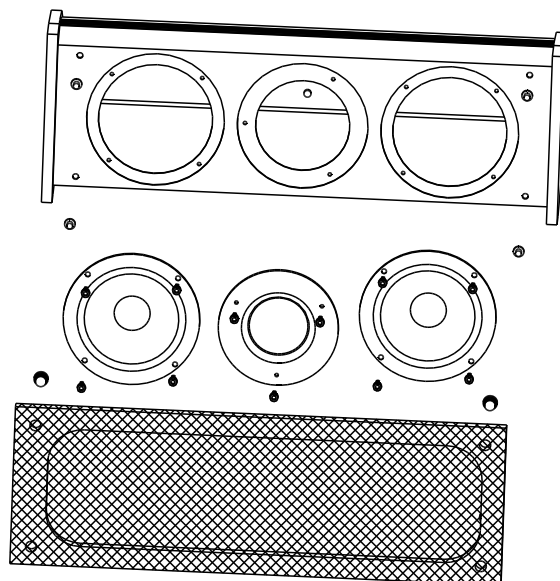
SPECIFICATIONS	2
GENERAL CHART	2
Extreme 2C	2
Extreme 2F	3
Extreme 2S	3
BILL OF MATERIAL	4

SPECIFICATIONS

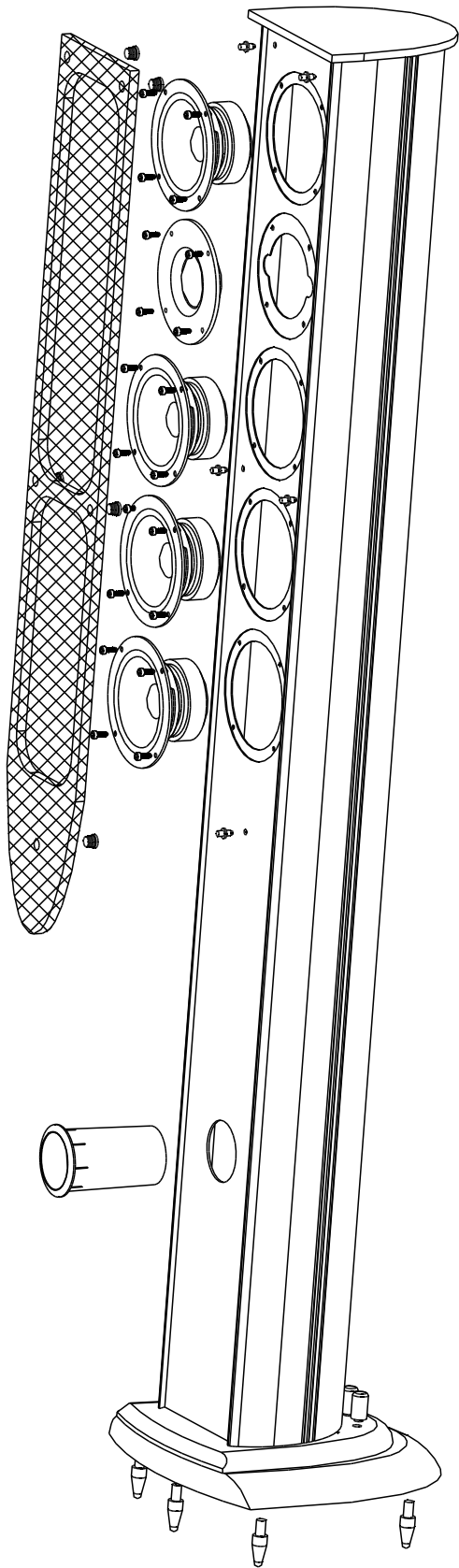
Model Number	Extreme 2C	Extreme 2F	Extreme 2S
Speaker System	Centre Speaker	Front Speaker	Surround Speaker
Component	1 " tweeter 4 " woofer x 2	1 " tweeter 4 " woofer x 4	1 " tweeter 4 " woofer x 2
Cabinet Type	Seal	Vented	Seal
Speaker Terminals	Binding Post	Binding Post	Binding Post
Dimensions (WxDxH)mm	150 x 157 x 438 mm	274 x 271 x 1309 mm	150 x 157 x 438 mm
Weight(net)	4.3 kg/pc	10.0 kg/pc	4.3 kg/pc

GENERAL CHART

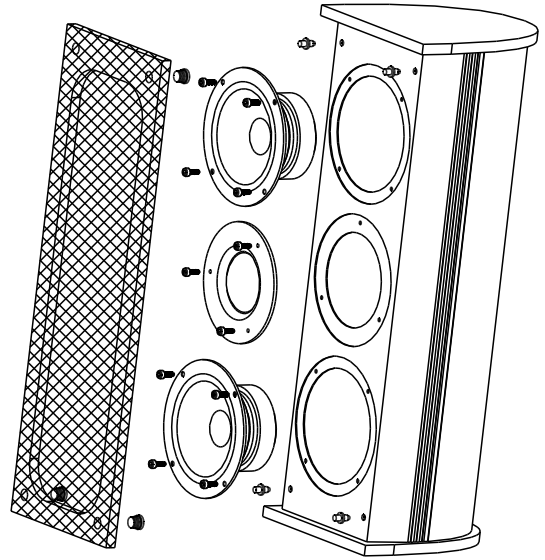
Extreme 2C



Extreme 2F



Extreme 2S



BILL OF MATERIAL

Model: Extreme 2C

Unit: 1pc

Item	Material Code	Material Name	Specification	Unit	Dosage	Remark
30	D1110R70B8A25-4	Tweeter Antimagnetic panel 110 round magnet 70 ferrite 8 Ω	ASV coil 25 core	PCS	1.0000	
31	W1100R70B4A25-14	Woofers Antimagnetic bracket 100 round magnet 70 ferrite 4 Ω	ASV coil 25 core	PCS	2.0000	

Model: Extreme 2F

Unit: 1pc

Item	Material Code	Material Name	Specification	Unit	Dosage	Remark
35	D0110R70B8A25-1	Tweeter Unantimagnetic panel 110 round magnet 70 ferrite 8 Ω	ASV coil 25 core	PCS	1.0000	
36	W0100R70B8A25-18	Woofers Unantimagnetic bracket 100 round magnet 70 ferrite 4 Ω	ASV coil 25 core	PCS	4.0000	

Model: Extreme 2S

Unit: 1pc

Item	Material Code	Material Name	Specification	Unit	Dosage	Remark
33	D0110R70B8A25-1	Tweeter Unantimagnetic panel 110 round magnet 70 ferrite 8 Ω	ASV coil 25 core	PCS	1.0000	
34	W0100R70B4A25-11	Woofers Unantimagnetic bracket 100 round magnet 70 ferrite 4 Ω	ASV coil 25 core	PCS	2.0000	

IBK