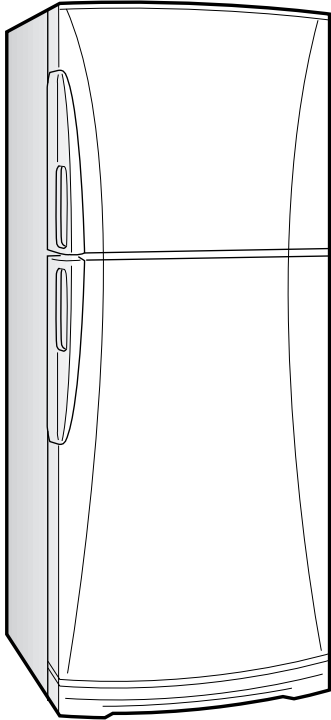


SHARP SERVICE MANUAL

S1105SE60APN3



REFRIGERATOR-FREEZER

MODEL SJ-68L-T2S

In the interests of user-safety (Required by safety regulations in some countries) the set should be restored to its original condition and only parts identical to those specified should be used.



This equipment complies with the requirements of Directives 96/57/EC,89/336/EEC and 73/23/EEC as amended by 93/68/EEC.

DESTINATION 3

Refrigerant; HFC-134a

Refer to "HFC-134a COOLING UNIT" Service Manual for handling this refrigerant.

This is a supplemental Service Manual for SJ-68L-T2S.
This model is quite similar to Base Model SJ-58L-T2G/T2A, SJ-63L-T2G/T2A/T2W, SJ-68L-T2G/T2A (Refer No. is S8018SE60APR3).
Use this supplemental manual together with the Base Model Service Manual.
Refer to the Base Model Service Manual for complete operation, service information, etc.

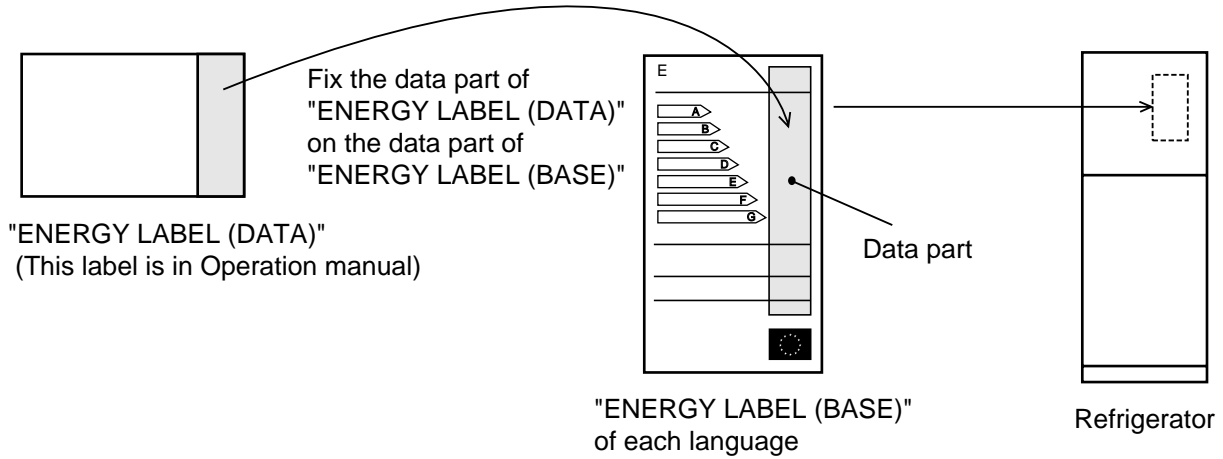
TABLE OF CONTENTS

	page
ENERGY LABEL	2
INSTALLATION	2
CAUTIONS AND INFORMATIONS	3
SPECIFICATIONS	4
DESIGNATION OF VARIOUS PARTS	5
LIST OF ELECTRICAL PARTS	6
THE FICHE	7
WIRING DIAGRAM	8
REPLACEMENT PARTS LIST	9

ENERGY LABEL

Usage of "the ENERGY LABEL"

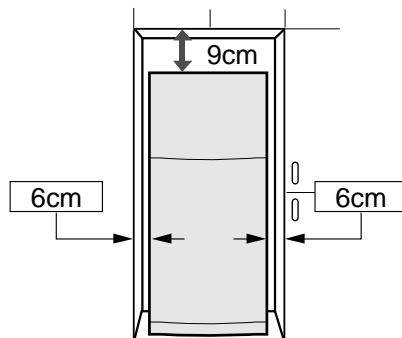
When displaying this refrigerator in the shop-window, attach the "ENERGY LABEL" to it in the following procedure.



INSTALLATION

Free standing type

To ensure adequate ventilation for this refrigerator, install with 6 cm space at the rear and both sides, with a minimum space of 9 cm above the refrigerator.



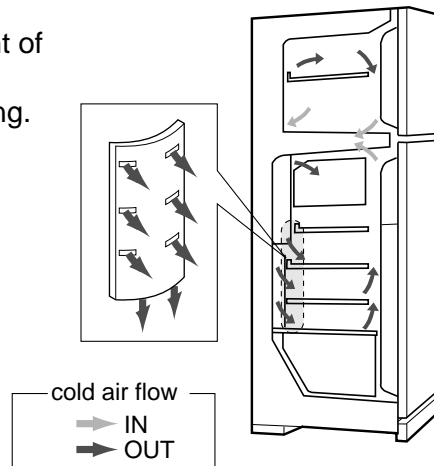
- This refrigerator shall be used under the ordinary place condition between +5°C and +43°C of ambient temperature, and also not be left under -10°C for long days.
- To be used this refrigerator within the range of the rated voltage $\pm 6\%$.

CAUTIONS AND INFORMATIONS


In case of following troubles, the cause is not related with the failure of refrigerator.
Please mention the correct way to the customer for the use of refrigerator when the repairing.

1. Some foods froze in the refrigerator compartment.

Do not place food directly in front of cold air outlet.
This may lead to the food freezing.



2. Some plastic parts were cracked or splitted.



Some household cleaning chemicals may affect the internal food liner and plastic parts resulting in splitting or cracks occurring.

When cleaning all plastic parts inside this refrigerator, only use diluted dishwashing liquid(soapy water). Make sure that all plastic parts are thoroughly rinsed with water after cleaning.

3. IT IS NORMAL for the refrigerator to produce the following sounds.

Cracking or crunching sound;

Sound produced by expansion and contraction of inner walls and internal parts during cooling.

Squeaking sound;

Sound produced by expansion and contraction of internal parts.

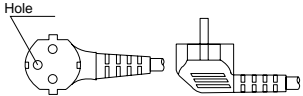
Sound of flowing fluid (gurgling sound, fizzing sound);

Sound of refrigerant flowing in pipes (sound may become louder from time to time).

SPECIFICATIONS

Items		SJ-68L-T2
Type		2-Door
Outer dimensions (Including spacer)	Height	1820mm(71.6")
	Width	760mm(29.9")
	Depth	740mm(29.1")
Rated storage volume		577 liter (20.4cu.ft) F: 151 liter (5.3 cu.ft) R: 426 liter(15.1 cu.ft)
Rated gross volume		610 liter (21.6 cu.ft) F: 171 liter (6.1cu.ft) R: 439 liter(15.5cu.ft)
Defrosting	System	Heater system
	Start	Automatic
	Finish	Automatic
Temperature control		Automatic (Adjustable)
No-frost freezer		Yes
Interior lamp		2
Caster		4
Evaporating pan		1
Refrigerator Compartment	R glass shelf ass'y	3
	V glass shelf ass'y	1
	Vegetable case	1
	Fruit case	1
	R door pocket	2
	Egg tray	2
	Bottle pocket	2
	Utility case pocket	1
	Chilled case	1
	Tube stand	2
Freezer Compartment	Freezer shelf ass'y	1
	Ice cube maker	Twin ice cube maker
	Ice storage box	1
	F door pocket	2
Deodorizing system		No

RATING

Items		SJ-68L-T2
Rated voltage	(V~)	220-240
Rated frequency	(Hz)	50
Climate class		T
Rated input	(W)	170-190
Rated input of heating elements	(W)	138-164
Refrigerant (Charging quantity)		HFC-134a(130g)
Net Weight	(kg)	88
Plug cord		3wires
Plug type		CS 

COLOR

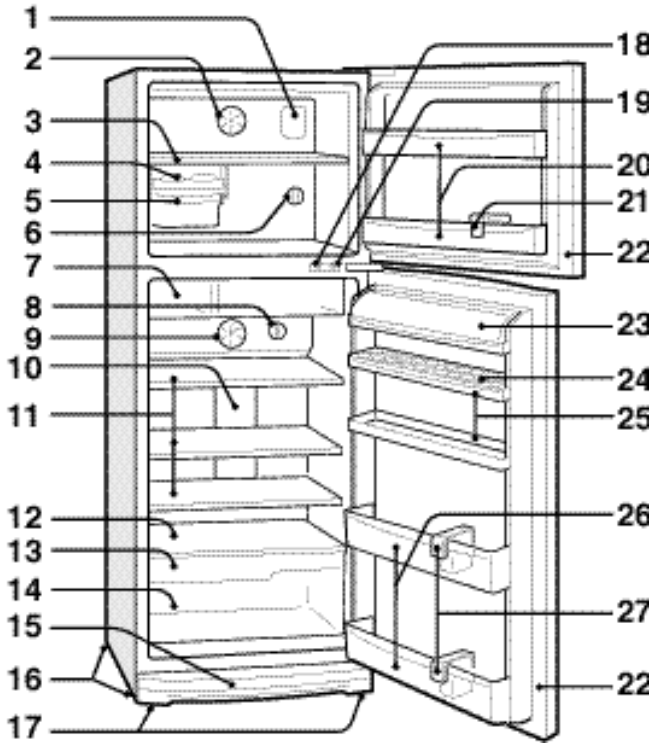
Items	T2S
Outside color	Silver
Inside color	White

OPTIONAL ITEM

SJ-L838LD2 (REFRIGERATOR HINGE KITS). For changing the door to left side opening.

DESIGNATION OF VARIOUS PARTS

The names are the denominations used in the REPLACEMENT PARTS LIST.



1. Freezer light(Lamp)
2. Freezer fan
3. Freezer shelf(F shelf ass'y)
4. Ice cube maker
5. Ice cube box(Ice storage box)
6. Freezer temp. control knob
7. Chilled case
8. Refrigerator temp. control knob
9. Refrigerator fan
10. Refrigerator light(Lamp)
11. Refrigerator shelf(R glass shelf ass'y)
12. Shelf(V glass shelf ass'y)
13. Fruit case
14. Vegetable crisper(Vegetable case)
15. Evaporating pan & cover
16. Caster
17. Adjustable feet(Adjustable leg ass'y)
18. Fan & light switch(for freezer)
19. Fan & light switch(for refrigerator)
20. Freezer pocket(F door pocket)
21. Water cup
22. Magnetic door seal(Door packing)
23. Utility pocket(Utility case pocket)
24. Egg holder(Egg tray)
25. Free pocket(R door pocket)
26. Bottle pocket
27. Bottle guard(Tube stand)

Figure D-1. External Description

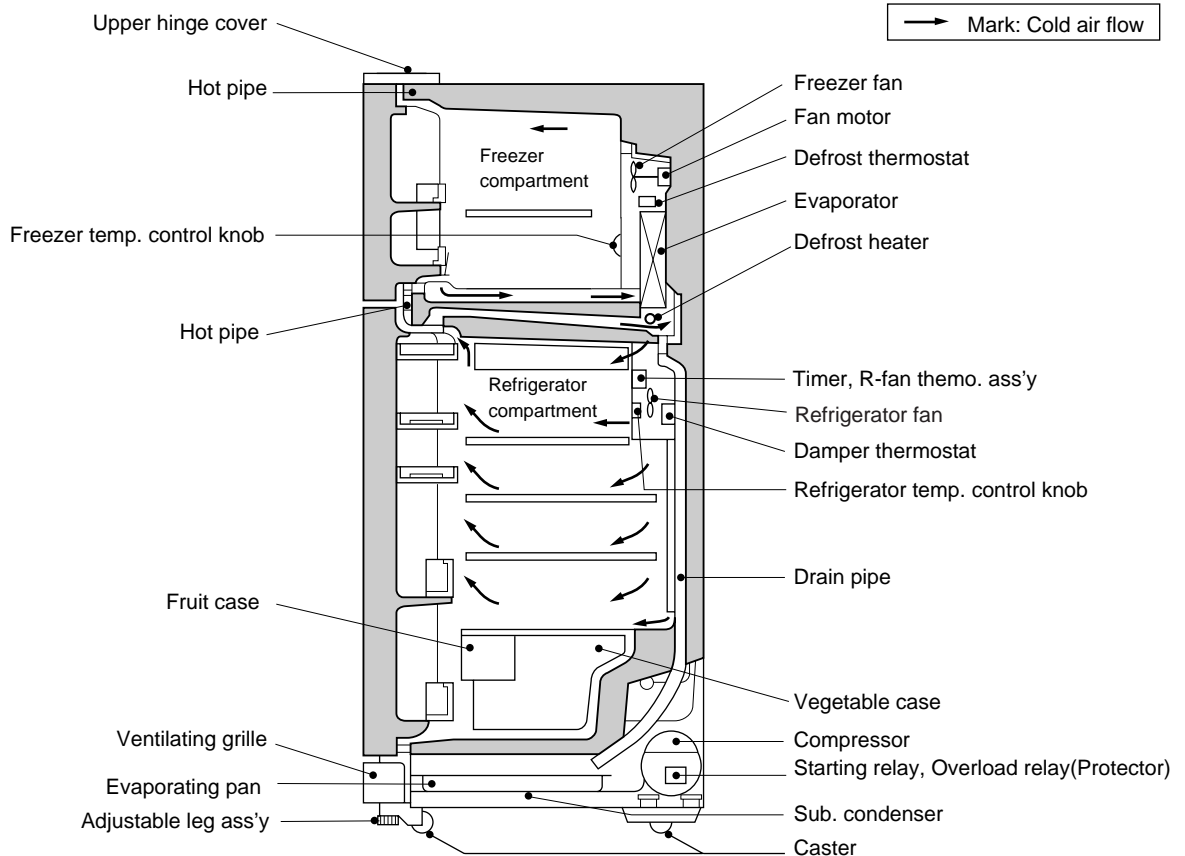
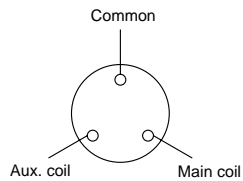


Figure D-2. Constructions

LIST OF ELECTRICAL PARTS

ITEMS	TYPE NAME	RATING	SPECIFICATIONS
Thermostat	MM1-8123	125V 6A 250V 3A	(At normal notch) ON/OFF : -19/-24°C
Defrost thermostat	S101	250V 8A	Open/Close : 10/1°C
Thermo. fuse	SF70E	250V 10A	Working temp. : 70°C
F-fan motor	3R00044B	220-240V 50/60Hz	Working with ø100 fan
R-fan motor	3R00122A	220-240V 50/60Hz	Working with ø80 fan
(R-fan fuse)	123	250V 2A	Cut OFF 130°C
Defrost heater	MM6-4198	220-240V 353Ω	150W at 230V
Door switch	DSD-5	250V 0.25A	4 terminals push-button type
Damper thermostat	MM1-6170	—	Open/Close : 3/-2°C
Defrost timer	T MDF904FD2	220-240V 50/60Hz	Integration type Cycle time : 10.8/9.0 hours(50/60Hz) Delay time : 4.3/3.6 min.(50/60Hz)
Lamp socket (F/R)	—	250V 1A	E-12(Hard plastic body type)
F-lamp	—	240V 10W	E-12
R-lamp	—	240V 15W	E-12
R-fan thermo. ass'y	R-fan thermo. R-fan thermo.heater	S101 RSS2	250V 8A 350V, 2W, 10kΩ
Compressor	GLY90AA	220-240V/50Hz	Cooling capacity : 220kcal/h(50Hz) Main coil : 8.8Ω Aux. coil : 14.2Ω (at 25°C) 
Starting relay	UH3003-7	—	14.0 Ω ± 30%
Runnig capacitor	—	430VAC 5μF	
Overload relay(Protector)	4TM757NFBYY	—	Open/ Close : 120/61°C

THE FICHE (according to ANNEX II : 94/2/EC)

NO.	Items	Description	Remarks
1	Trade mark	SHARP	
2	Model name	SJ-68L	
3	Type	Category; 7 Refrigerator/Freezer	
4	Energy efficiency class	B	
5	Eco-award mark	—	880/92
6	Energy consumption (220V 50Hz at 25°C)	734 kWh/year	EN153
7	Net storage volume of fresh food storage compartment	426 L	
8	Net storage volume of fresh frozen food storage compartment	151 L	
9	Star rating of frozen food compartment	4-STAR ★ ★ ★ ★	
10	No frost	No frost	
11	Temperature rise time	10 h	
12	Freezing capacity	8 kg /24h	
13	Climate class	T	
14	Noise	41 dB(A) re 1 pw	86/594/EEC dB(A) re 1 pw

(96/57/EC)

15	Maximum allowable electricity consumption (E _{max})	1033 kWh/year	
----	--	------------------	--

WIRING DIAGRAM

Be sure to replace the electrical parts with specified ones for maintaining the safety and performance of the set.

- G : GRAY
- Br : BROWN
- O : ORANGE
- Y : YELLOW
- R : RED
- P : PINK
- B : BLUE
- Bk : BLACK
- S-B : SKY-BLUE
- G-Y : GREEN-YELLOW
- W : WHITE

- CONNECTED IN TERMINAL BOX
- CONNECTOR

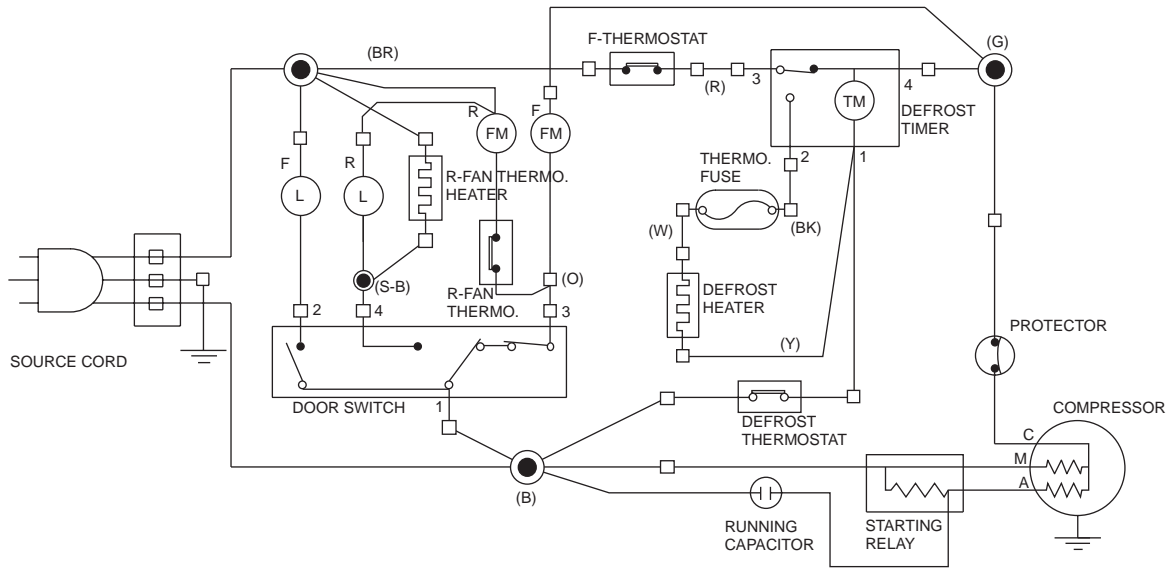


Figure W-1. Wiring Diagram

REPLACEMENT PARTS LIST (SJ-68L-T2S)

REF. NO.	PART NO.	DESCRIPTION	Q'TY	CODE
			SJ-68L-T2S	

ELECTRIC PARTS

1-1	RTHM-A097CBEZ	F-thermostat	1	AX
1-2	RSTT-A144CBE0	Starting relay	1	AW
1-3	QSWTDA035CBE0	Defrost timer	1	BB
1-4	PDMP-A046CBEZ	Damper thermo	1	AX
1-5	FTHM-A028CBKZ	Defrost thermo.ass'y	1	AN
1-6	RMOTRA040CBE0	Fan motor	1	AZ
1-7	QSOCOA074CBEZ	Lamp socket	1	AP
1-8	RLMP-A012CBE0	Lamp	1	AH
1-9	QACC-A097CBE0	Source cord	1	AV
1-10	QSW-PA090CBZA	Door switch	1	AS
1-11	RHOG-A105CBE0	Protector	1	AV
1-17	FFS-TA055CBKZ	Fuse ass'y	1	AL
1-20	FW-VZA144CBEZ	Lead EV-cover ass'y	1	AK
1-21	FHETBA146CBEZ	Def.heater ass'y	1	AZ
1-22	FCNW-A622CBK0	Relay wire ass'y	1	AN
1-23	QCNW-A671CBE0	Reray wire RC	1	AD
1-25	QTAN-A032CBE0	Terminal block	1	AE
1-27	RMOTRA061CBEZ	Fan motor	1	AW
1-28	RLMP-A029CBEZ	Lamp15W	1	AH
1-29	QSOCOA072CBEZ	Lamp socket	1	AN
1-30	FTHM-A029CBKZ	R fan thermo ass'y	1	AQ
1-32	RC-EZA190CBEZ	Running capacitor	1	AW

MECHANICAL PARTS

2-2	JKNB-A036CBFB	F-temp. control knob	1	AD
2-4	LPLTMA568CBEZ	F1 plate AL.	1	AF
2-7	FLEGPA077CBKZ	Leg holder L ass'y	1	AQ
2-7-1	FAJS-A009CBK0	Adjustable leg ass'y	2	AD
2-7-2	LHLD-A533CBPZ	Leg holder L	1	AL
2-8	FLEGPA078CBKZ	Leg holder R ass'y	1	AQ
2-8-2	LHLD-A534CBPZ	Leg holder R	1	AP
2-10	PSPAVA083CBEA	Upper hinge spacer	1	AD
2-11	PSPAVA084CBEA	Bottom hinge spacer	1	AC
2-12	PSPAVA075CBEA	Center hinge spacer	1	AD
2-13	DHNG-A363CBMZ	Upper hinge ass'y	1	AE
2-14	DHNG-A365CBMZ	Bottom hinge R ass'y	1	AE
2-15	DHNG-A364CBMZ	Center hinge R ass'y	1	AF
2-16	GCOV-A191CBFZ	E.V cover	1	AS
2-17	LCRA-A010CBE0	Fan clamp	2	AD
2-19	LHLD-A389CBF0	Motor cushion	2	AF
2-20	NFANPA020CBFA	Propeller fan 100	1	AE
2-21	PSEL-B845CBEZ	E.V cover sealer A	1	AC
2-22	PSEL-B846CBEZ	E.V cover sealer B	1	AC
2-23	PSEL-A415CBE0	E.V cover sealer C	1	AC
2-24	PCOVPA164CBFA	Terminal cover	1	AE
2-25	PCOV-A253CBFA	F lamp cover	1	AC
2-26	PCOV-A254CBFA	R lamp cover	1	AF
2-27	GCOVPA119CBRA	R-cbox cover	1	AS
2-28	HGRL-A184CBRA	Fan louver	1	AU
2-29	GCOV-A162CBFL	Upper hinge cover	1	AD
2-30	PCOV-A255CBFA	Fan cover	2	AD
2-31	JKNB-A033CBFB	R-temp.control knob	1	AD
2-36	PCAP-A077CBFA	Screw cover	2	AA
2-37	PCAP-A056CBFF	Screw cover B	2	AC
2-38	PGID-A156CBFZ	R air guider A	1	AG
2-41	PSEL-B848CBEZ	A-sealer thermo.cap	1	AC
2-49	LSTPPA108CBFA	Chilled stopper	2	AC
2-50	NFANPA019CBFA	Propeller fan 80	1	AM
2-51	PBOX-A121CBFA	F lamp box	1	AF
2-52	PBOX-A122CBFA	R lamp box	1	AM
2-53	LHLD-A536CBFA	R fan motor holder A	1	AF
2-54	LHLD-A537CBFA	R fan motor holder B	1	AE
2-55	HGRL-A181CBFA	Multi louver L	1	AN
2-56	PFPFPB233CBFZ	R-louver insu. L	1	AG
2-57	PSEL-B843CBEZ	A-sealer R-louver	2	AC
2-59	PCOV-A264CBEZ	F lamp box cover	1	AC
2-63	LHLD-A484CBFA	Fan motor holder B	1	AH
2-64	LHLD-A485CBFA	Fan motor holder A	1	AH
2-65	PSEL-B209CBE0	U-sealer handle	2	AB
2-66	PSHEMA132CBP0	Heater cover AL	1	AD
2-67	LPLTMA570CBPZ	Drain support AL	1	AE
2-69	PSEL-B847CBEZ	E.V cover sealer D	2	AC

REF. NO.	PART NO.	DESCRIPTION	Q'TY	CODE
			SJ-68L-T2S	
2-71	PSEL-A552CBE0	Dial sealer	1	AC
2-72	PSEL-B841CBEZ	Ra sealer A	2	AC
2-73	PSEL-B842CBEZ	Ra sealer B	1	AC
2-74	PSEL-B122CBE0	A-sealer thermo.cap.	1	AB
2-77	LHLD-A391CBE0	SL-5N clip	1	AD
2-78	LPLTMA399CBP0	Dryer support	1	AD
2-79	LBND-A019CBE0	Nylon band	3	AB
2-80	PBOX-A071CBFA	Terminal box	1	AE
2-81	PPIPPA097CBEZ	Drain pipe S	1	AE
2-83	PSEL-B849CBEZ	Ra sealer C	1	AC
2-84	PSEL-B850CBEZ	Ra sealer D	1	AC
2-87	LBND-A018CBE0	Fastening band A	1	AP
2-90	HGRL-A179CBFA	F shower duct	1	AM
2-91	HGRL-A180CBFA	F return cover	2	AC
2-93	PCAP-A068CBFA	C sliding cap A	2	AC
2-95	NROL-A027CBEZ	V roller	2	AC
2-96	LHLD-A535CBFA	Shaft holder	2	AC
2-97	LPIN-A178CB1Z	Shaft	2	AC
2-99	GCOV-A192CBFG	Top cover	1	AC
2-105	PSEL-B896CBEZ	A-sealer FS-A	1	AC
2-106	PSEL-B897CBEZ	A-sealer FS-B	2	AC

DOOR PARTS

3-5	FDORFB421CBKZ	F-door ass'y	1	BL
3-5-1	LSTPPA107CBFA	Fd stopper spring R	1	AD
3-5-2	NBRGPA022CBFA	Nylon bearing 3S	2	AC
3-5-3	PCOV-A251CBFG	DC cover FR	1	AC
3-6	FPACGA309CBKZ	F-door packing	1	AX
3-8	FHNDPA056CBKZ	Door handle FL ass'y	1	AP
3-9	PCAP-A067CBFG	Screw cover HD	10	AC
3-15	FDORRB250CBKZ	R-door ass'y	1	BS
3-15-1	LSTP-A058CBM0	R-door stopper R	1	AF
3-15-2	LSTPPA084CBFA	Rd-stopper spring R	1	AD
3-15-3	PCOV-A252CBFG	Dc cover RR	1	AC
3-17	FPACGA310CBKZ	R-door packing	1	AY
3-19	FHNDPA057CBKZ	Door handle RL ass'y	1	AP
3-25	HBDGDA894CBEA	Badge	1	AM
3-26	GDAI-A059CBMZ	Badge base	1	AK

OTHER PARTS

4-1	LBND-A023CBE0	L-band C	4	AC
4-3	LX-VZA003CBE0	Special screw	2	AB
4-10	QTAN-A013CBE0	Solderless term. A	4	AH
4-15	LX-BZA018CBE0	Special screw	1	AA
4-17	LX-WZA003CBE0	Washer	4	AA
4-18	LX-BZA076CBEZ	Handle screw	10	AC

ATTACHMENT PARTS

5-1	UPOK-A166CBRA	Bottle pocket	2	AN
5-3	UPOK-A168CBRA	F door pocket	2	AP
5-4	UPOK-A165CBRA	R door pocket	2	AN
5-5	UTNA-A282CBFB	Egg tray	2	AG
5-6	FSRA-A193CBYZ	Ice cube maker	1	AS
5-9	FSRA-A194CBKZ	F shelf ass'y	1	AY
5-13	HGRL-A178CBFG	Ventilating grille	1	AN
5-14	USRA-A252CBFA	Drain pan	1	AN
5-15	UYOK-A330CBFA	Fruit case	1	AW
5-16	UYOK-A331CBFA	Vegetable case	1	AZ
5-17	UYOK-A328CBFA	Ice storage box	1	AF
5-18	UYOK-A329CBFA	Chilled case	1	AX
5-19	GDORPA066CBRA	Chilled door	1	AP
5-24	FTNA-A301CBKZ	R glass shelf ass'y	3	BC
5-25	FTNA-A302CBKZ	V glass shelf ass'y	1	BC
5-26	PCAP-A076CBFG	Venti.grille cap	1	AC
5-28	PCAP-A069CBFA	V sliding cap L	1	AC
5-29	PCAP-A070CBFA	V sliding cap R	1	AC
5-31	LRALPA132CBFA	Ice tray holder L	1	AF
5-32	LRALPA133CBFA	Ice tray holder R	1	AF
5-33	LRALPA134CBFA	Ice tray holder B	1	AF
5-34	PCUP-A009CBFA	Water cup	1	AD
5-35	UPOKPA251CBFA	Tube stand	2	AG
5-36	PCOV-A259CBFA	Case cover	1	AH
5-37	UPOK-A167CBRA	Utility case pocket	1	AM

REF. NO.	PART NO.	DESCRIPTION	Q'TY	CODE
			SJ-68L-T2S	

CYCLE PARTS

6-1	PCMPLA202CBEZ	Compressor	1	BX
6-2	PSPAGA028CBE0	Rubber grommet	4	AD
6-3	FCONSA077CBKZ	Sub. condenser ass'y	1	AX
6-3-1	PCOV-A256CBFA	Pipe protector L	1	AF
6-3-2	PCOV-A257CBFA	Pipe protector R	1	AF
6-4	FFRM-A113CBKZ	Base frame ass'y	1	AW
6-5	FDRY-A006CBK0	Dryer ass'y	1	AX
6-6	PCLI-A035CBE0	Clip	1	AC
6-9	PSPAF020CBE0	Sleeve	4	AB
6-11	PPIP3A357CBEZ	S.p connector	1	AK
6-15	PGUM-A002CBF0	Absorbent rubber B	1	AH
6-18	PPIP3A252CBE0	Charge pipe	2	AD
6-21	PCOVPA165CBE0	Terminal cover	1	AF
6-27	PSEL-B899CBEZ	S-sealer	2	AC
6-28	PKYU-A143CBEZ	S-butyl	1	AD
6-29	PKYU-A036CBE0	Sp-butyl D-poy	1	AP
6-30	PKYU-A098CBE0	Compressor butyl	1	AG
6-31	PKYU-A035CBE0	Sp-butyl H	1	AG

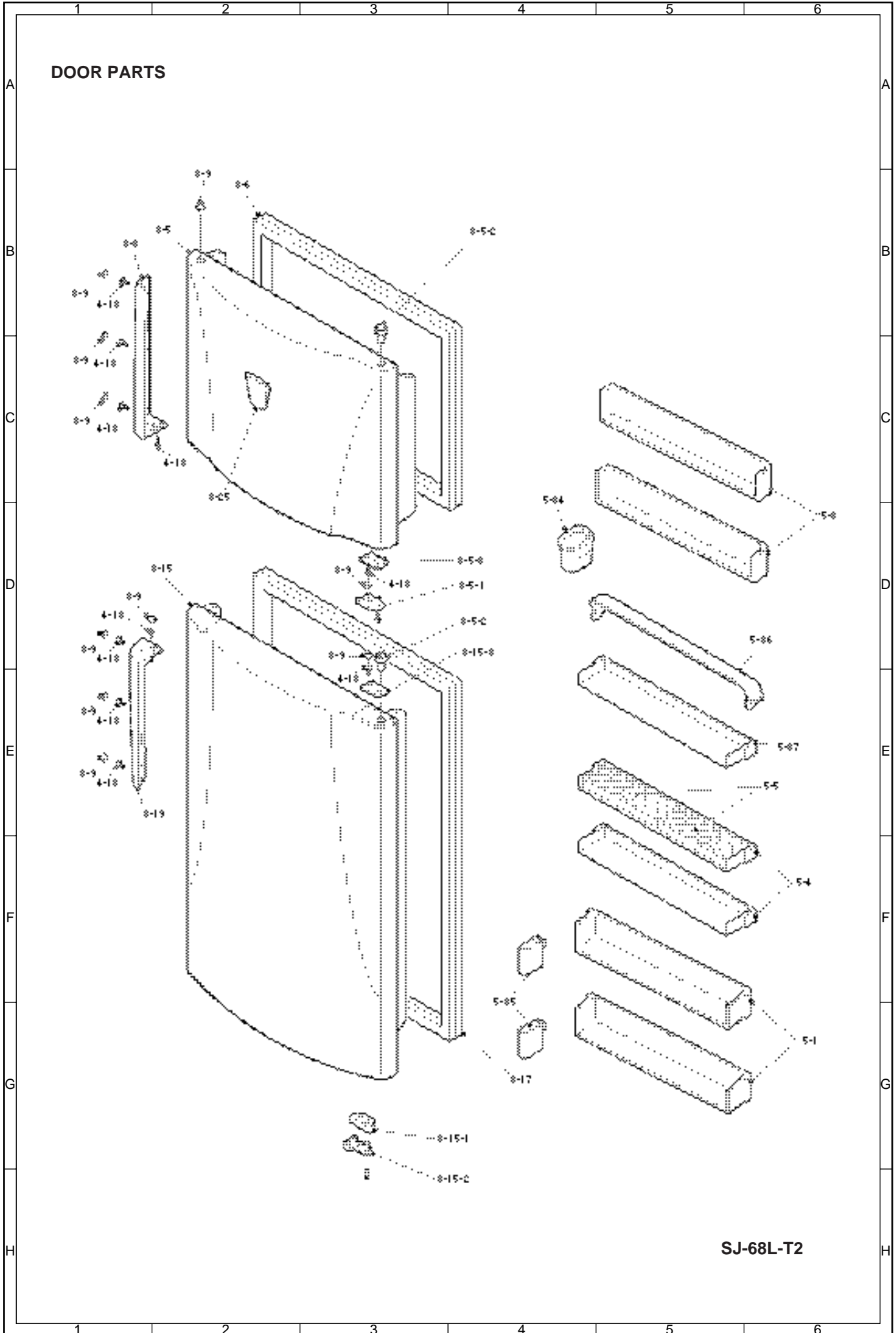
MISCELLANEOUS

90-1	TINS-A472CBRZ	Operation manual	1	AF
90-2	TLAB-A092CBR0	Lamp label	1	AD
90-3	SPAKCI794YDEZ	Packing case 68L-3	1	BC
90-5	TLAB-A977CBEZ	Case label T2S	4	AC
90-6	CPADBA765YDKZ	Bottom pad ass'y	1	AY
90-7	CPADBA764YDKZ	Top pad ass'y	1	AR
90-8	TLAB-A876CBRZ	Warning label	1	AC
90-12	TLAB-A885CBRZ	Energy label	1	AE
90-21	TLAB-A939CBRZ	Caution label ROF	1	AD

HOW TO ORDER REPLACEMENT PARTS

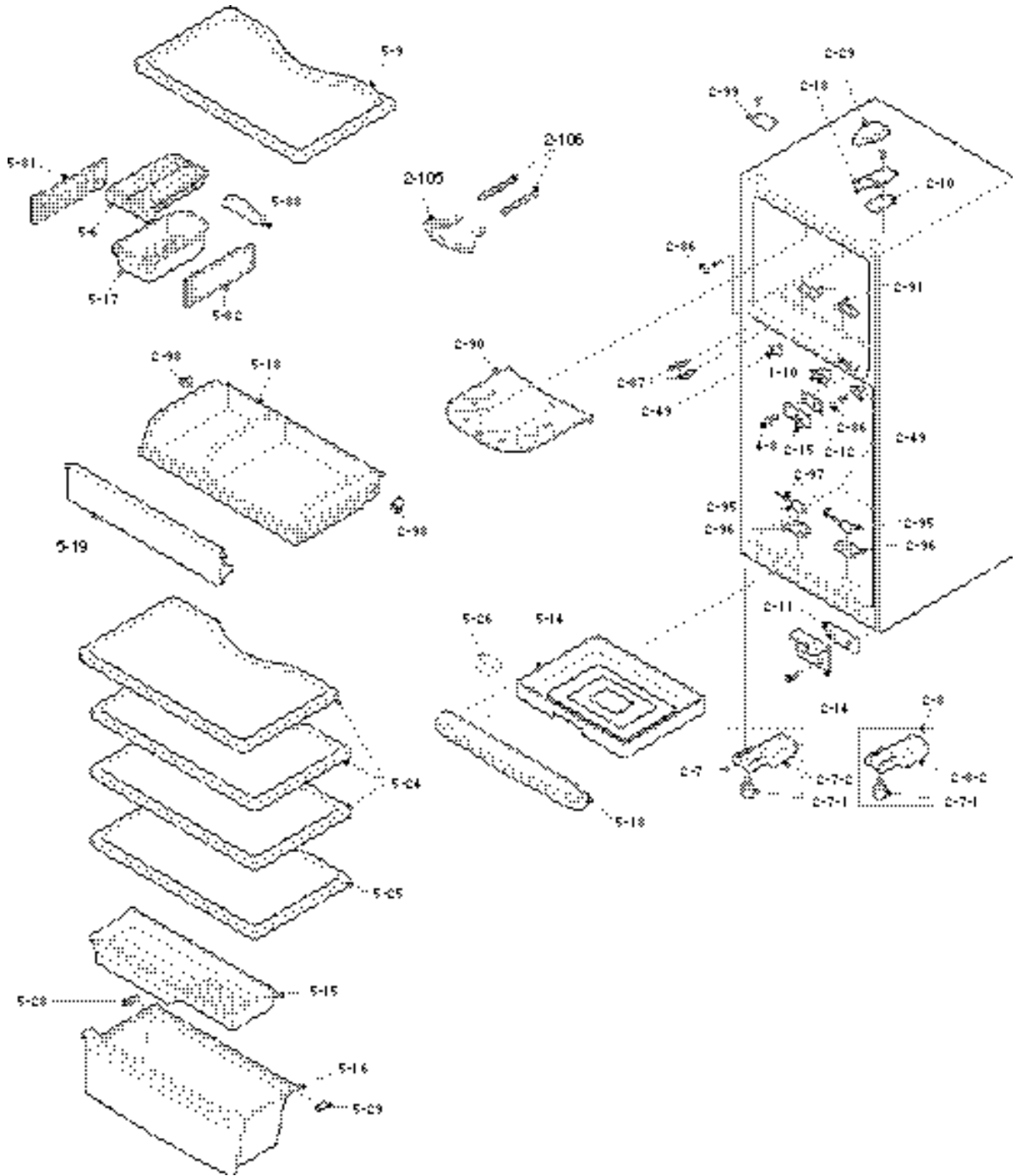
To have your order filled promptly and correctly, please furnish the following information.

- | | |
|-----------------|----------------|
| 1. MODEL NUMBER | 2. REF. NO. |
| 3. PART NO. | 4. DESCRIPTION |



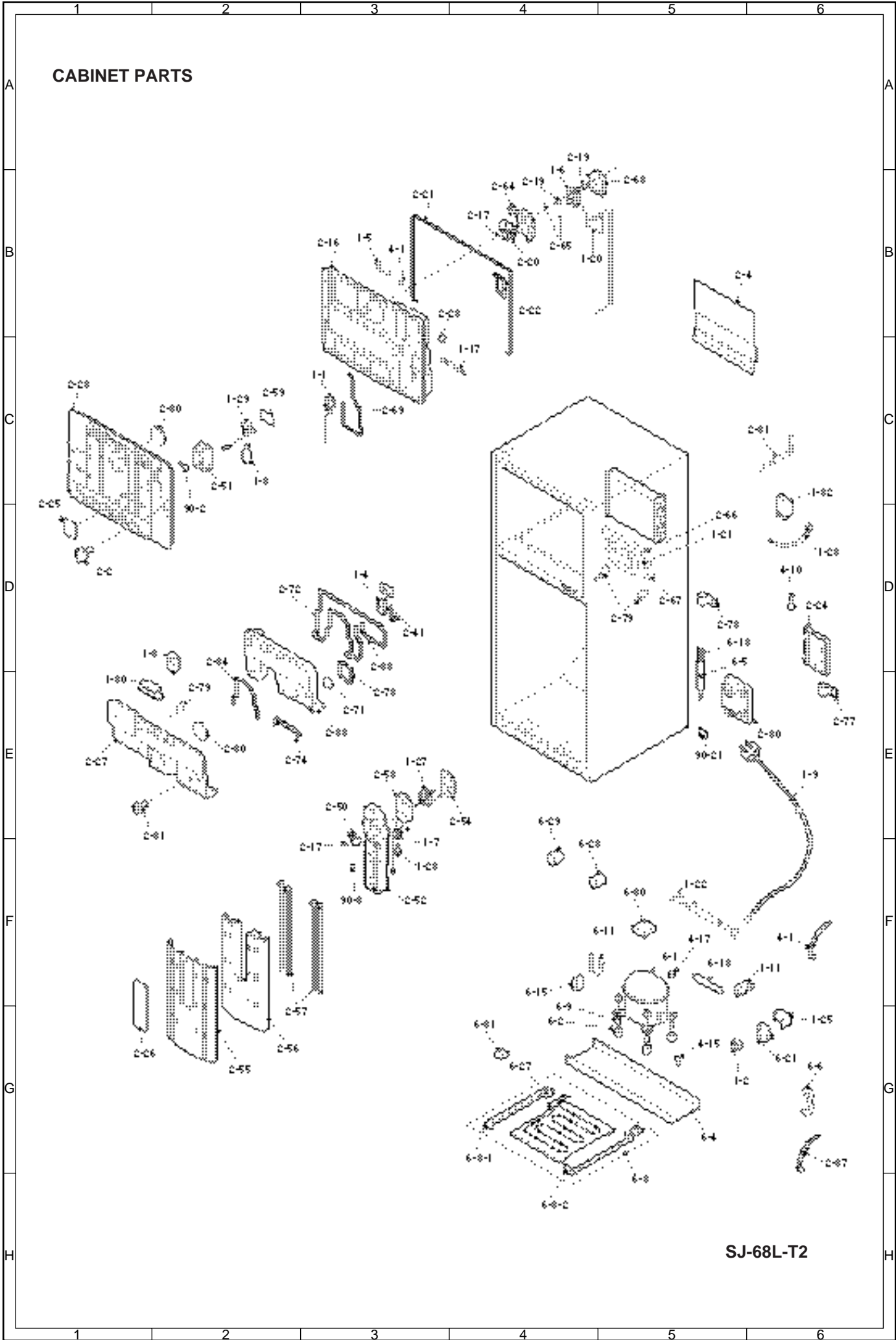
SJ-68L-T2

CABINET PARTS



SJ-68L-T2

CABINET PARTS



SJ-68L-T2

SHARP